



October 29, 2024 Board Packet

A Regular meeting of the Board of Education of Washtenaw Intermediate School District will be held beginning at 5:00 PM at the WISD Teaching and Learning Center, 1819 S. Wagner Rd. Ann Arbor, MI (734) 994-8100.

Tuesday, October 29, 2024 05:00 PM

1. Call To Order - President Diane Hockett

2. Roll Call - TJ Greggs, Administrative Assistant to the Superintendent

3. Approval of the Agenda

[October 29, 2024 Agenda Memo \(p. 3\)](#)

4. Communications

5. Public Participation

6. Financial Report

A. Financial Report September 2024

[Treasurers Report 093024 \(p. 6\)](#)

[WISD Monthly Graphic Financial Report Sep 2024 \(p. 58\)](#)

B. Head Start and Early Head Start Financial Report September 2024

[HS EHS SEPTEMBER 2024 FISCAL REPORT \(p. 67\)](#)

7. Equity, Inclusion, and Social Justice Dialogue

8. Consent Agenda

A. Approval: Minutes

[10-15-24 Minutes \(p. 129\)](#)

B. Approval: Superintendent's Recommendations

040-24-25 Employment Recommendations

[New Hire - C. Smoot \(p. 134\)](#)

[New Hire_K. Czarnecki \(p. 137\)](#)

[New Hire_K. Lilly_Updated \(p. 141\)](#)

[New Hire_L. Floyd \(p. 154\)](#)

[New Hire_Student Worker_A. Oladipo \(p. 157\)](#)

041-24-25 Reclassification Requests

[Reclassification_A. Nicol \(p. 158\)](#)

042-24-25 New Position Requests

[New Position_Certified Nurse Assistant \(CNA\) \(p. 164\)](#)

[New Position_Teacher Consultant_WAVE \(p. 169\)](#)

043-24-25 WCCMH Millage Mental Health and Public Safety Proposal

[WCCMH Millage Mental Health and Public Safety Proposal Memo \(p. 174\)](#)

[WashtenawISD_RFP_ContinuationofServices \(p. 175\)](#)

044-24-25 JD Learning Partners Contract Amendment

[JD Learning Amendment Board Memo \(p. 210\)](#)

[Dr. Jamila Dugan Pugh Contract Amendment \(p. 211\)](#)

045-24-25 Washtenaw County Sheriff's Office- Jail Education Services

[Washtenaw County Sheriff's Jail Education Services Memo \(p. 212\)](#)

[Washtenaw County Sheriff's - Jail Education Services Contract \(p. 213\)](#)

046-24-25 Student Advocacy Center Contract

[Student Advocacy Center Contract Memo \(p. 219\)](#)

[Student Advocacy Center Contract_10.01.24 - 09.30.25 \(p. 220\)](#)

9. New Business

A. WISD Board of Education Candidate Interviews

10. Other Items of Business

11. Board of Education Reports

12. Administrative Reports

A. Superintendent's Report

B. Retainer Newsletter

13. Adjournment

MEMORANDUM

TO: Board of Education
FROM: Naomi Norman, Superintendent
DATE: October 22, 2024
RE: Regular Meeting October 29, 2024

Agenda Item 3: Approval of the Agenda: President Diane Hockett will ask for approval of the agenda.

Agenda Item 4: Communications: There are no communications at this time.

Agenda Item 5: Public Participation: Members of the public who wish to address the Board may do so at this time.

Agenda Item 6: Financial Report: Associate Superintendent Brian Marcel will review the financial report for September 2024 and will be available to answer questions or provide additional information. Early Childhood Programs Grant Manager LaDawn White will review the September 2024 Head Start Financial Reports and be available to answer questions at Tuesday’s meeting.

Recommendation: Motion that the Board of Education approve the September 2024 financial report, and the September 2024 Head Start financial report, as presented. (Roll Call Vote)

Agenda Item 7: Equity, Inclusion, and Social Justice Dialogue: Superintendent Naomi Norman will facilitate the equity, inclusion, and social justice discussion.

Agenda Item 8: Consent Agenda

A. Approval: Minutes: Approval of the minutes of the October 15, 2024, regular and closed session meetings.

B. Approval: Superintendent’s Recommendations:

The Superintendent recommends the Board accept the following employment recommendations:

040-24-25 Employment Recommendations: Please see the employment recommendations for: Cathryn Smoot as a Speech and Language Pathologist. If approved Cathryn Smoot’s salary will be \$99,013, Step 15, MA60. All other fringe benefits will be set forth in the Unit II contract.

Katy Czarnecki as a Head Start/GSRP Early Childhood Specialist. If approved by the board Katy Czarnecki's salary will be \$67,929, EC Non-Affiliate Grade 4 Step 4. All other fringe benefits are set forth in the Non-Affiliate contract agreement.

Kara Lilly as a Mental Health Practitioner. If approved by the board Kara Lilly's salary will be \$98,585 210-Grade 10 step 6. All other fringe benefits are set forth in the Non-Affiliate contract agreement.

LaKeisha Floyd as a General Ed. Social Worker. If approved by the board LaKeisha Floyd's salary will be \$93,247 MA 205-Days Step 12. All other fringe benefits are set forth in the Unit II contract agreement.

Ayowale Oladipo as a Student Worker for the dishwashing position at High Point. If approved by the board Ayowale Oladipo's will be paid hourly at a minimum wage rate of \$10.33 an hour.

The Superintendent recommends the Board accept the following reclassification:

041-24-25 Reclassification Requests: Please see the reclassification request for:
Alyssa Nicol, current position: Coordinator, Early Literacy and English Learner Initiatives, 1.0 FTE, 210 workdays, Salary: Grade 10, Step 6, Non-Affiliated. Recommended position: Coordinator of Early Math, 1.0 FTE, 210 workdays, Salary: Grade 10, Step 6, Non-Affiliated.

The Superintendent recommends the Board approve the following new position requests:

042-24-25 New Position Requests: Please see the new position requests for:
Certified Nurse Assistant (CNA), 1.0 FTE, 205 workdays, salary level: Per Unit I CBA), Worksite: High Point, Unit I bargaining.

Special Education Teacher Consultant, 1.0 FTE, 185 workdays, salary level: Per Unit II CBA, Worksite: WAVE, Unit II bargaining.

The Superintendent recommends the board authorize the administration to approve WCCMH Millage Mental Health and Public Safety Proposal for \$2,312,658, as presented.

043-24-25 WCCMH Millage Mental Health and Public Safety Proposal: Please see the memo from Grants & Special Projects Coordinator Sarah Hierman. We are requesting the Board of Education authorize administration to submit a proposal for continued mental health funding from WCCMH. While the budget is currently being completed, the tentative amount of the proposal is projected to exceed the previously approved funding request of \$2,312,658 over a three-year funding period.

The Superintendent recommends the board authorize the administration to approve the contract amendment with JD Learning Partners for a cost not to exceed \$10,000.00, as presented.

044-24-25 JD Learning Partners Contract Amendment: Please see the memo from Director of Instruction Dr. Jennifer Banks. We recommend that the WISD Board of Education authorize the approval of the contract amendment with JD Learning Partners for an additional facilitator for the Tri County Culturally Responsive Mathematics Educator Conference on August 13, 2024, for the amount of \$5,000.00 as well as travel expenses for the Midwest Equity Forum on August 8, 2024, and Tri County

Culturally Responsive Mathematics Educator Conference for up to \$5,000.00, for an additional cost not to exceed \$10,000.00

The Superintendent recommends that the Board of Education authorize the administration to approve the \$66,000 per year contract with the Washtenaw County Sheriff’s Office for the continued provision of educational services in the Washtenaw County Jail, as presented.

045-24-25 **Washtenaw County Sheriff’s Office- Jail Education Services:** Please see the memo from Grants & Special Projects Coordinator Sarah Hierman. The administration requests that the WISD Board of Education authorize the approval of a \$66,000 per year contract with the Washtenaw County Sheriff’s Office (WCSO) for the continued provision of educational services in the Washtenaw County Jail. The proposed contract spans a three year period effective July 1, 2024, through September 30, 2027, with the option for an annual renewal for up to two years.

The Superintendent recommends that the Board of Education authorize the administration to approve the contract with the Student Advocacy Center to provide a statewide helpline for families in educational crisis, for a cost not to exceed \$100,000.00.

046-24-25 **Student Advocacy Center Contract:** This helpline has been a staple in Washtenaw County for many years and this funding will support access to the helpline in other counties throughout Michigan. The funding for this statewide helpline comes from the state’s fiscal year 2025 (FY25) budget in Section 97k and was directly granted to WISD for the purpose of the Student Advocacy Center helpline.

Recommendation: The Superintendent recommends that the Board of Education approve the minutes and Superintendent’s recommendations in the Consent Agenda, as presented. (Roll Call Vote)

Agenda Item 9: New Business:

A. WISD Board of Education Candidate Interviews: The Board of Education would like to interview the potential candidates who have applied for the vacant Board of Education position.

Recommendation: Motion that the Board of Education interview the potential candidates who have applied for the vacant Board of Education position, as presented. (Roll Call Vote)

Agenda Item 10: Other Items of Business:

Agenda Item 11: Board of Education Reports:

Agenda Item 12: Administrative Reports:

A. Superintendent’s Report: Superintendent Norman will address the Board.

Agenda Item 13: Adjournment

Budget Performance Report

General Education
Summary Budget Report
As of 9/30/24

		Adopted Budget	Current Month Actual	Actual	Encumbrances	Actual & Encumbrances	Budget - Actual	% Used/Rec'd
Fund 11 - General Fund	110 - Taxes Levied	\$2,069,281.00	\$410,476.61	\$1,283,540.83	\$0.00	\$1,283,540.83	\$785,740.17	62.03%
	120 - Appropriations Received from Local Units of Gov't	\$2,421.00	\$0.00	\$844.96	\$0.00	\$844.96	\$1,576.04	34.90%
	150 - Earnings on Investments and Deposits	\$427,500.00	\$91,138.92	\$209,559.73	\$0.00	\$209,559.73	\$217,940.27	49.02%
	180 - Revenue from Community Service Activities	\$317,226.00	\$565.60	\$122,924.29	\$0.00	\$122,924.29	\$194,301.71	38.75%
	190 - Other Local Revenue	\$309,683.00	\$46,402.46	\$393,312.99	\$0.00	\$393,312.99	(\$83,629.99)	127.01%
	210 - Revenues from Non-Educational Activities	\$2,890,314.00	\$251,965.14	\$374,256.22	\$0.00	\$374,256.22	\$2,516,057.78	12.95%
	310 - Grants In Aid	\$16,616,870.00	\$7,028,850.00	\$16,661,463.97	\$0.00	\$16,661,463.97	(\$44,593.97)	100.27%
	320 - State Payments in Lieu of Taxes	\$18,484.00	\$0.00	\$0.00	\$0.00	\$0.00	\$18,484.00	0.00%
	410 - Grant-In-Aid	\$6,756,633.00	(\$64,673.80)	\$194,653.89	\$0.00	\$194,653.89	\$6,561,979.11	2.88%
	510 - Payments Received from Other Public Schools Within the State	\$3,966,158.00	\$373,978.26	\$1,102,508.99	\$0.00	\$1,102,508.99	\$2,863,649.01	27.80%
	620 - Fund Modification - Special Revenue Funds	\$54,870.00	\$0.00	\$0.00	\$0.00	\$0.00	\$54,870.00	0.00%
Fund 11 - General Fund Totals		\$33,429,440.00	\$8,138,703.19	\$20,343,065.87	\$0.00	\$20,343,065.87	\$13,086,374.13	60.85%

		Adopted Budget	Current Month Actual	Actual	Encumbrances	Actual & Encumbrances	Budget - Actual	% Used/Rec'd
Fund 11 - General Fund	110 - Basic Functions	\$1,874,911.00	\$0.00	\$0.00	\$0.00	\$0.00	\$1,874,911.00	0.00%
	120 - Added Needs	\$11,366.00	\$553.15	\$2,121.02	\$0.00	\$2,121.02	\$9,244.98	18.66%
	130 - Adult/Continuing Education	\$134,174.00	\$11,029.31	\$33,087.92	\$0.00	\$33,087.92	\$101,086.08	24.66%
	210 - Support Services Pupil	\$1,431,325.00	\$187,649.29	\$577,395.08	\$46,992.00	\$624,387.08	\$806,937.92	43.62%
	220 - Support Services Instructional Staff	\$6,204,967.00	\$776,362.96	\$1,685,715.21	\$408,449.69	\$2,094,164.90	\$4,110,802.10	33.75%
	230 - Support Services General Administration	\$857,778.00	\$63,660.73	\$189,983.13	\$8,251.62	\$198,234.75	\$659,543.25	23.11%
	240 - Support Service School Administration	\$142,967.00	\$8,046.82	\$24,781.46	\$0.00	\$24,781.46	\$118,185.54	17.33%
	250 - Support Services Business	\$542,232.00	\$26,450.62	\$89,438.34	\$74.82	\$89,513.16	\$452,718.84	16.51%
	260 - Operations and Maintenance	\$485,805.00	\$61,367.84	\$145,603.89	\$192,400.55	\$338,004.44	\$147,800.56	69.58%
	270 - Pupil Transportation Services	\$71,250.00	\$4,286.41	\$16,862.69	\$0.00	\$16,862.69	\$54,387.31	23.67%
	280 - Support Services Central	\$4,449,869.00	\$368,636.30	\$917,627.45	\$91,130.53	\$1,008,757.98	\$3,441,111.02	22.67%
	290 - Support Services Other	\$136,020.00	\$11,488.06	\$34,886.13	\$0.00	\$34,886.13	\$101,133.87	25.65%
	310 - Community Services Direction	\$429,435.00	\$43,607.51	\$134,394.87	\$26,846.00	\$161,240.87	\$268,194.13	37.55%
	330 - Community Activities	\$2,586,804.00	\$62,764.57	\$117,532.82	\$27,103.39	\$144,636.21	\$2,442,167.79	5.59%
	350 - Custody and Care of Children	\$1,188,811.00	\$130,212.18	\$307,112.50	\$39,293.64	\$346,406.14	\$842,404.86	29.14%
	360 - Welfare Activities	\$90,000.00	\$21,635.50	\$16,466.50	\$0.00	\$16,466.50	\$73,533.50	18.30%
	390 - Other Community Services	\$0.00	\$69.72	\$280.35	\$0.00	\$280.35	(\$280.35)	0.00%
	410 - Payments to Other Public Schools Within Michigan	\$12,076,190.00	\$472,088.36	\$711,035.86	\$51,880.29	\$762,916.15	\$11,313,273.85	6.32%
	440 - Payments to Other Governmental and Not-For-Profit Entities	\$1,162,320.00	\$0.00	\$0.00	\$0.00	\$0.00	\$1,162,320.00	0.00%
	450 - Facilities Acquisition, Construction, and Improvements	\$6,050.00	\$0.00	\$0.00	\$0.00	\$0.00	\$6,050.00	0.00%
	600 - Fund Modifications	\$0.00	\$0.00	\$0.00	\$0.00	\$0.00	\$0.00	0.00%
Expense Totals		\$33,882,274.00	\$2,249,909.33	\$5,004,325.22	\$892,422.53	\$5,896,747.75	\$27,985,526.25	17.40%
Fund 11 - General Fund Totals		(\$452,834.00)	\$5,888,793.86	\$15,338,740.65	(\$892,422.53)	\$14,446,318.12	(\$14,899,152.12)	

Classification	Annual Budget Amount	MTD Actual Amount	YTD Actual Amount	YTD Encumbrances	Budget Less YTD Actual	% of Budget
Fund Category General Fund						
Fund Type						
Fund 11 - General Fund						
<i>Revenue from Local Sources</i>						
Taxes Levied	2,069,281.00	410,476.61	1,283,540.83	.00	785,740.17	62
Appropriations Received from Local Units of Gov't	2,421.00	.00	844.96	.00	1,576.04	35
Earnings on Investments and Deposits	427,500.00	91,138.92	209,559.73	.00	217,940.27	49
Revenue from Community Service Activities	317,226.00	565.60	122,924.29	.00	194,301.71	39
Other Local Revenue	390,907.00	46,402.46	393,312.99	.00	(2,405.99)	101
<i>Revenue from Local Sources Totals</i>	<u>\$3,207,335.00</u>	<u>\$548,583.59</u>	<u>\$2,010,182.80</u>	<u>\$0.00</u>	<u>\$1,197,152.20</u>	<u>63%</u>
Revenues from a Non-Educational Entity or Political Subdivision	3,752,343.00	251,965.14	374,256.22	.00	3,378,086.78	10
<i>Revenue from State Sources</i>						
Grants In Aid	22,094,359.00	7,028,850.00	16,661,463.97	.00	5,432,895.03	75
State Payments in Lieu of Taxes	18,484.00	.00	.00	.00	18,484.00	0
<i>Revenue from State Sources Totals</i>	<u>\$22,112,843.00</u>	<u>\$7,028,850.00</u>	<u>\$16,661,463.97</u>	<u>\$0.00</u>	<u>\$5,451,379.03</u>	<u>75%</u>
<i>Revenues from Federal Sources</i>						
Grant-In-Aid	9,145,715.00	(64,673.80)	194,653.89	.00	8,951,061.11	2
<i>Revenues from Federal Sources Totals</i>	<u>\$9,145,715.00</u>	<u>(\$64,673.80)</u>	<u>\$194,653.89</u>	<u>\$0.00</u>	<u>\$8,951,061.11</u>	<u>2%</u>
<i>Incoming Transfers and Other Transactions</i>						
Payments Received from Other Public Schools Within the State	3,966,158.00	373,978.26	1,102,508.99	.00	2,863,649.01	28
<i>Incoming Transfers and Other Transactions Totals</i>	<u>\$3,966,158.00</u>	<u>\$373,978.26</u>	<u>\$1,102,508.99</u>	<u>\$0.00</u>	<u>\$2,863,649.01</u>	<u>28%</u>
<i>Fund Modifications</i>						
Fund Modification - Special Revenue Funds	54,870.00	.00	.00	.00	54,870.00	0
<i>Fund Modifications Totals</i>	<u>\$54,870.00</u>	<u>\$0.00</u>	<u>\$0.00</u>	<u>\$0.00</u>	<u>\$54,870.00</u>	<u>0%</u>
<i>Salaries</i>						
Administration	2,748,647.00	222,154.39	636,126.37	.00	2,112,520.63	23
Professional Educational	2,002,973.00	145,745.65	399,498.13	.00	1,603,474.87	20
Professional Business	318,674.00	16,766.22	50,279.16	.00	268,394.84	16
Professional Other	1,046,557.00	92,974.14	217,128.48	.00	829,428.52	21
Technical	1,631,152.00	139,479.46	418,727.35	.00	1,212,424.65	26
Operation and Service	651,674.00	51,420.47	148,687.12	.00	502,986.88	23
Special Salary Payments	10,600.00	1,329.10	3,998.25	.00	6,601.75	38
Overtime Salaries and Extension of Contract	42,054.00	1,659.45	6,826.38	.00	35,227.62	16
<i>Salaries Totals</i>	<u>\$8,452,331.00</u>	<u>\$671,528.88</u>	<u>\$1,881,271.24</u>	<u>\$0.00</u>	<u>\$6,571,059.76</u>	<u>22%</u>
<i>Employee Benefits</i>						
Employee Insurance	1,291,669.00	93,373.43	269,216.85	.00	1,022,452.15	21
Special Allowances	.00	798.64	2,668.42	.00	(2,668.42)	+++
Mandatory Coverage	4,503,918.00	368,785.39	1,044,235.46	.00	3,459,682.54	23
Workers Compensation	34,729.00	.00	11,249.12	.00	23,479.88	32

Classification	Annual Budget Amount	MTD Actual Amount	YTD Actual Amount	YTD Encumbrances	Budget Less YTD Actual	% of Budget
Fund Category General Fund						
Fund Type						
Fund 11 - General Fund						
<i>Employee Benefits</i>						
Other Employee Benefits	69,653.00	6,214.42	16,913.58	.00	52,739.42	24
<i>Employee Benefits Totals</i>	<u>\$5,899,969.00</u>	<u>\$469,171.88</u>	<u>\$1,344,283.43</u>	<u>\$0.00</u>	<u>\$4,555,685.57</u>	<u>23%</u>
<i>Purchased Services</i>						
Professional and Technical Services	2,872,200.00	407,906.77	695,877.84	510,807.49	1,665,514.67	42
Travel Workshops Staff	419,522.00	10,358.63	20,001.80	214.25	399,305.95	5
Client Pupil Transportation	6,317.00	.00	.00	.00	6,317.00	0
Communication	381,081.00	3,643.52	12,038.51	21,646.00	347,396.49	9
Advertisement	11,895.00	2,352.47	2,352.47	.00	9,542.53	20
Printing and Binding	96,309.00	8,954.52	15,316.53	5,040.86	75,951.61	21
Utility Service	16,500.00	1,761.79	703.24	3,141.78	12,654.98	23
Insurance and Bond Premiums	42,566.00	.00	44,740.10	.00	(2,174.10)	105
Repairs and Maintenance Services	620,534.00	35,110.11	50,084.26	141,920.34	428,529.40	31
Rentals	10,114.00	.00	593.67	2,905.76	6,614.57	35
Other Purchased Services	99,600.00	21,635.50	18,991.50	.00	80,608.50	19
<i>Purchased Services Totals</i>	<u>\$4,576,638.00</u>	<u>\$491,723.31</u>	<u>\$860,699.92</u>	<u>\$685,676.48</u>	<u>\$3,030,261.60</u>	<u>34%</u>
<i>Supplies and Materials</i>						
Teaching Testing Supplies and Materials	14,000.00	.00	101.73	448.27	13,450.00	4
Periodicals	6,976.00	.00	.00	.00	6,976.00	0
Energy Supplies	86,950.00	4,919.01	11,370.17	35,542.68	40,037.15	54
Transportation Supplies	2,750.00	27.88	38.18	.00	2,711.82	1
Other Supplies	383,189.00	44,857.40	68,468.26	116,318.28	198,402.46	48
<i>Supplies and Materials Totals</i>	<u>\$493,865.00</u>	<u>\$49,804.29</u>	<u>\$79,978.34</u>	<u>\$152,309.23</u>	<u>\$261,577.43</u>	<u>47%</u>
<i>Capital Outlay</i>						
Building and Additions	2,750.00	.00	.00	.00	2,750.00	0
Improvements Other Than Buildings	3,300.00	.00	.00	.00	3,300.00	0
Equipment and Furniture	281,863.00	67,551.89	77,768.38	5,646.24	198,448.38	30
<i>Capital Outlay Totals</i>	<u>\$287,913.00</u>	<u>\$67,551.89</u>	<u>\$77,768.38</u>	<u>\$5,646.24</u>	<u>\$204,498.38</u>	<u>29%</u>
<i>Other Expenditures</i>						
Dues and Fees	154,434.00	28,025.90	46,684.42	(3,100.00)	110,849.58	28
Claims and Judgments	501.00	14.82	2,449.73	7.55	(1,956.28)	490
Taxes Abated and Written Off	5,000.00	.00	.00	2.74	4,997.26	0
Miscellaneous Expenditures	2,411,721.00	.00	153.90	.00	2,411,567.10	0
<i>Other Expenditures Totals</i>	<u>\$2,571,656.00</u>	<u>\$28,040.72</u>	<u>\$49,288.05</u>	<u>(\$3,089.71)</u>	<u>\$2,525,457.66</u>	<u>2%</u>
<i>Outgoing Transfers and Other Transactions</i>						
Payments to Other Public School Districts	13,777,093.00	.00	.00	.00	13,777,093.00	0

Classification	Annual Budget Amount	MTD Actual Amount	YTD Actual Amount	YTD Encumbrances	Budget Less YTD Actual	% of Budget
Fund Category General Fund						
Fund Type						
Fund 11 - General Fund						
<i>Outgoing Transfers and Other Transactions</i>						
Sub-Grantee Disbursements	6,654,874.00	472,088.36	711,035.86	51,880.29	5,891,957.85	11
Indirect Cost Recovery and Program Changes	(2,719.00)	.00	.00	.00	(2,719.00)	0
<i>Outgoing Transfers and Other Transactions Totals</i>	<u>\$20,429,248.00</u>	<u>\$472,088.36</u>	<u>\$711,035.86</u>	<u>\$51,880.29</u>	<u>\$19,666,331.85</u>	<u>4%</u>
Fund 11 - General Fund Totals						
REVENUE TOTALS	42,239,264.00	8,138,703.19	20,343,065.87	.00	21,896,198.13	48%
EXPENSE TOTALS	42,711,620.00	2,249,909.33	5,004,325.22	892,422.53	36,814,872.25	14%
Fund 11 - General Fund Net Gain (Loss)	<u>(\$472,356.00)</u>	<u>\$5,888,793.86</u>	<u>\$15,338,740.65</u>	<u>(\$892,422.53)</u>	<u>\$14,918,674.12</u>	<u>(3,058%)</u>
Fund Type Totals						
REVENUE TOTALS	42,239,264.00	8,138,703.19	20,343,065.87	.00	21,896,198.13	48%
EXPENSE TOTALS	42,711,620.00	2,249,909.33	5,004,325.22	892,422.53	36,814,872.25	14%
Fund Type Net Gain (Loss)	<u>(\$472,356.00)</u>	<u>\$5,888,793.86</u>	<u>\$15,338,740.65</u>	<u>(\$892,422.53)</u>	<u>\$14,918,674.12</u>	<u>(3,058%)</u>
Fund Category General Fund Totals						
REVENUE TOTALS	42,239,264.00	8,138,703.19	20,343,065.87	.00	21,896,198.13	48%
EXPENSE TOTALS	42,711,620.00	2,249,909.33	5,004,325.22	892,422.53	36,814,872.25	14%
Fund Category General Fund Net Gain (Loss)	<u>(\$472,356.00)</u>	<u>\$5,888,793.86</u>	<u>\$15,338,740.65</u>	<u>(\$892,422.53)</u>	<u>\$14,918,674.12</u>	<u>(3,058%)</u>
Grand Totals						
REVENUE TOTALS	42,239,264.00	8,138,703.19	20,343,065.87	.00	21,896,198.13	48%
EXPENSE TOTALS	42,711,620.00	2,249,909.33	5,004,325.22	892,422.53	36,814,872.25	14%
Grand Total Net Gain (Loss)	<u>(\$472,356.00)</u>	<u>\$5,888,793.86</u>	<u>\$15,338,740.65</u>	<u>(\$892,422.53)</u>	<u>\$14,918,674.12</u>	<u>(3,058%)</u>

**Special Education
Summary Budget Report
As of 9/30/24**

		Adopted Budget	Current Month Actual	Actual	Encumbrances	Actual & Encumbrances	Budget - Actual	% Used/Rec'd
Fund 22 - Special Education								
	110 - Taxes Levied	\$113,238,203.00	\$22,501,800.13	\$70,361,003.00	\$0.00	\$70,361,003.00	\$42,877,200.00	62.14%
	120 - Appropriations Received from Local Units of Gov't	\$230,423.00	\$0.00	\$46,319.24	\$0.00	\$46,319.24	\$184,103.76	20.10%
	130 - Tuition	\$968,048.00	\$0.00	\$0.00	\$0.00	\$0.00	\$968,048.00	0.00%
	150 - Earnings on Investments and Deposits	\$1,740,000.00	\$341,132.27	\$773,219.77	\$0.00	\$773,219.77	\$966,780.23	44.44%
	180 - Revenue from Community Service Activities	\$5,000.00	\$176.40	\$341.55	\$0.00	\$341.55	\$4,658.45	6.83%
	190 - Other Local Revenue	\$243,400.00	\$58,265.82	\$60,601.85	\$0.00	\$60,601.85	\$182,798.15	24.90%
	310 - Grants In Aid	\$21,939,071.00	\$0.00	\$638,634.34	\$0.00	\$638,634.34	\$21,300,436.66	2.91%
	320 - State Payments in Lieu of Taxes	\$1,091,232.00	\$0.00	\$0.00	\$0.00	\$0.00	\$1,091,232.00	0.00%
	410 - Grant-In-Aid	\$12,845,813.00	\$151,840.76	\$151,840.76	\$0.00	\$151,840.76	\$12,693,972.24	1.18%
	510 - Payments Received from Other Public Schools Within the State	\$347,767.00	\$0.00	\$62,157.60	\$0.00	\$62,157.60	\$285,609.40	17.87%
	620 - Fund Modification - Special Revenue Funds	\$288,059.00	\$0.00	\$0.00	\$0.00	\$0.00	\$288,059.00	0.00%
Fund 22 - Special Education Totals		\$152,937,016.00	\$23,053,215.38	\$72,094,118.11	\$0.00	\$72,094,118.11	\$80,842,897.89	47.14%
		Adopted Budget	Current Month Actual	Actual	Encumbrances	Actual & Encumbrances	Budget - Actual	% Used/Rec'd
Fund 22 - Special Education								
	120 - Added Needs	\$20,910,069.00	\$1,344,931.13	\$2,179,890.85	\$714,961.00	\$2,894,851.85	\$18,015,217.15	13.84%
	210 - Support Services Pupil	\$24,917,365.00	\$1,688,856.96	\$2,938,360.75	\$126,904.14	\$3,065,264.89	\$21,852,100.11	12.30%
	220 - Support Services Instructional Staff	\$6,828,074.00	\$430,154.21	\$1,095,975.74	\$76,978.10	\$1,172,953.84	\$5,655,120.16	17.18%
	230 - Support Services General Administration	\$366,360.00	\$18,905.83	\$58,646.27	\$6,615.88	\$65,262.15	\$301,097.85	17.81%
	240 - Support Service School Administration	\$334,195.00	\$23,324.50	\$40,847.76	\$1,522.63	\$42,370.39	\$291,824.61	12.68%
	250 - Support Services Business	\$1,808,519.00	\$106,235.38	\$348,027.82	\$1,993.26	\$350,021.08	\$1,458,497.92	19.35%
	260 - Operations and Maintenance	\$2,697,542.00	\$228,724.27	\$548,381.89	\$765,434.12	\$1,313,816.01	\$1,383,725.99	48.70%
	270 - Pupil Transportation Services	\$68,380.00	\$1,064.36	\$1,064.36	\$10,500.00	\$11,564.36	\$56,815.64	16.91%
	280 - Support Services Central	\$4,109,014.00	\$246,177.34	\$666,851.72	\$163,790.33	\$830,642.05	\$3,278,371.95	20.22%
	290 - Support Services Other	\$22,147.00	\$1,870.16	\$5,679.16	\$0.00	\$5,679.16	\$16,467.84	25.64%
	330 - Community Activities	\$10,000.00	\$2,759.89	\$3,461.37	\$18,315.00	\$21,776.37	(\$11,776.37)	217.76%
	370 - Non Public School Pupils	\$0.00	\$0.00	\$0.00	\$195,962.62	\$195,962.62	(\$195,962.62)	0.00%
	390 - Other Community Services	\$100.00	\$8.45	\$28.67	\$0.00	\$28.67	\$71.33	28.67%
	410 - Payments to Other Public Schools Within Michigan	\$87,194,187.00	\$0.00	\$592.12	\$12,799,921.47	\$12,800,513.59	\$74,393,673.41	14.68%
	440 - Payments to Other Governmental and Not-For-Profit Entities	\$1,780,700.00	\$0.00	\$0.00	\$0.00	\$0.00	\$1,780,700.00	0.00%
	450 - Facilities Acquisition, Construction, and Improvements	\$17,950.00	\$0.00	\$0.00	\$0.00	\$0.00	\$17,950.00	0.00%
	500 - Debt Service Long Term Only	\$1,372,414.00	\$95,879.95	\$289,632.84	\$722,910.10	\$1,012,542.94	\$359,871.06	73.78%
	600 - Fund Modifications	\$500,000.00	\$0.00	\$0.00	\$0.00	\$0.00	\$500,000.00	0.00%
Revenue Totals		\$0.00	\$0.00	\$0.00	\$0.00	\$0.00	\$0.00	0.00%
Expense Totals		\$152,937,016.00	\$4,188,892.43	\$8,177,441.32	\$15,605,808.65	\$23,783,249.97	\$129,153,766.03	15.55%
Fund 22 - Special Education Totals		\$0.00	\$18,864,322.95	\$63,916,676.79	(\$15,605,808.65)	\$48,310,868.14	(\$48,310,868.14)	

Classification	Annual Budget Amount	MTD Actual Amount	YTD Actual Amount	YTD Encumbrances	Budget Less YTD Actual	% of Budget
Fund Category Special Revenue						
Fund Type						
Fund 22 - Special Education						
<i>Revenue from Local Sources</i>						
Taxes Levied	113,238,203.00	22,501,800.13	70,361,003.00	.00	42,877,200.00	62
Appropriations Received from Local Units of Gov't	230,423.00	.00	46,319.24	.00	184,103.76	20
Tuition	968,048.00	.00	.00	.00	968,048.00	0
Earnings on Investments and Deposits	1,740,000.00	341,132.27	773,219.77	.00	966,780.23	44
Revenue from Community Service Activities	5,000.00	176.40	341.55	.00	4,658.45	7
Other Local Revenue	243,400.00	58,265.82	60,601.85	.00	182,798.15	25
<i>Revenue from Local Sources Totals</i>	\$116,425,074.00	\$22,901,374.62	\$71,241,485.41	\$0.00	\$45,183,588.59	61%
<i>Revenue from State Sources</i>						
Grants In Aid	22,015,906.00	.00	638,634.34	.00	21,377,271.66	3
State Payments in Lieu of Taxes	1,091,232.00	.00	.00	.00	1,091,232.00	0
<i>Revenue from State Sources Totals</i>	\$23,107,138.00	\$0.00	\$638,634.34	\$0.00	\$22,468,503.66	3%
<i>Revenues from Federal Sources</i>						
Grant-In-Aid	14,302,261.00	151,840.76	151,840.76	.00	14,150,420.24	1
<i>Revenues from Federal Sources Totals</i>	\$14,302,261.00	\$151,840.76	\$151,840.76	\$0.00	\$14,150,420.24	1%
<i>Incoming Transfers and Other Transactions</i>						
Payments Received from Other Public Schools Within the State	347,767.00	.00	62,157.60	.00	285,609.40	18
<i>Incoming Transfers and Other Transactions Totals</i>	\$347,767.00	\$0.00	\$62,157.60	\$0.00	\$285,609.40	18%
<i>Fund Modifications</i>						
Fund Modification - Special Revenue Funds	288,059.00	.00	.00	.00	288,059.00	0
<i>Fund Modifications Totals</i>	\$288,059.00	\$0.00	\$0.00	\$0.00	\$288,059.00	0%
<i>Salaries</i>						
Administration	2,849,222.00	226,349.61	602,783.69	.00	2,246,438.31	21
Professional Educational	13,274,949.00	963,656.98	1,720,243.43	.00	11,554,705.57	13
Professional Business	802,721.00	49,117.58	147,177.23	.00	655,543.77	18
Professional Other	4,828,145.00	344,338.66	619,657.38	68.23	4,208,419.39	13
Technical	748,284.00	64,572.13	193,875.45	.00	554,408.55	26
Operation and Service	6,948,221.00	406,707.86	760,055.54	.00	6,188,165.46	11
Special Salary Payments	82,466.00	10,982.60	36,980.31	.00	45,485.69	45
Temporary Salaries	774,123.00	36,642.35	36,642.35	.00	737,480.65	5
Overtime Salaries and Extension of Contract	164,526.00	1,698.46	6,787.44	.00	157,738.56	4
<i>Salaries Totals</i>	\$30,472,657.00	\$2,104,066.23	\$4,124,202.82	\$68.23	\$26,348,385.95	14%
<i>Employee Benefits</i>						
Employee Insurance	5,878,405.00	327,446.40	561,172.41	.00	5,317,232.59	10
Special Allowances	.00	2,949.10	15,350.92	.00	(15,350.92)	+++
Mandatory Coverage	16,676,870.00	1,153,197.16	2,184,345.96	.00	14,492,524.04	13
Workers Compensation	93,661.00	.00	30,337.88	.00	63,323.12	32

Classification	Annual Budget Amount	MTD Actual Amount	YTD Actual Amount	YTD Encumbrances	Budget Less YTD Actual	% of Budget
Fund Category Special Revenue						
Fund Type						
Fund 22 - Special Education						
<i>Employee Benefits</i>						
Other Employee Benefits	229,126.00	20,175.12	34,618.11	.00	194,507.89	15
<i>Employee Benefits Totals</i>	<u>\$22,878,062.00</u>	<u>\$1,503,767.78</u>	<u>\$2,825,825.28</u>	<u>\$0.00</u>	<u>\$20,052,236.72</u>	<u>12%</u>
<i>Purchased Services</i>						
Professional and Technical Services	2,906,430.00	219,136.59	340,495.60	873,950.34	1,691,984.06	42
Travel Workshops Staff	650,927.00	46,734.44	63,785.75	7,801.25	579,340.00	11
Client Pupil Transportation	71,380.00	1,064.36	1,064.36	10,500.00	59,815.64	16
Communication	473,534.00	6,644.73	38,581.93	30,160.80	404,791.27	15
Advertisement	77,100.00	4,337.40	9,694.40	15,703.00	51,702.60	33
Printing and Binding	110,567.00	5,829.54	12,749.01	10,948.21	86,869.78	21
Tuition	501,000.00	.00	.00	.00	501,000.00	0
Utility Service	71,700.00	3,138.93	2,162.59	14,921.57	54,615.84	24
Insurance and Bond Premiums	114,684.00	.00	133,167.90	.00	(18,483.90)	116
Repairs and Maintenance Services	1,354,965.00	125,105.27	199,811.65	521,442.61	633,710.74	53
Rentals	156,228.00	.00	3,182.53	14,513.04	138,532.43	11
<i>Purchased Services Totals</i>	<u>\$6,488,515.00</u>	<u>\$411,991.26</u>	<u>\$804,695.72</u>	<u>\$1,499,940.82</u>	<u>\$4,183,878.46</u>	<u>36%</u>
<i>Supplies and Materials</i>						
Teaching Testing Supplies and Materials	279,387.00	13,503.35	20,060.61	37,178.26	222,148.13	20
Periodicals	1,913.00	.00	.00	.00	1,913.00	0
Energy Supplies	302,400.00	20,578.25	38,699.36	196,697.55	67,003.09	78
Transportation Supplies	2,250.00	250.91	343.56	.00	1,906.44	15
Other Supplies	398,602.00	20,343.33	36,179.06	63,668.62	298,754.32	25
<i>Supplies and Materials Totals</i>	<u>\$984,552.00</u>	<u>\$54,675.84</u>	<u>\$95,282.59</u>	<u>\$297,544.43</u>	<u>\$591,724.98</u>	<u>40%</u>
<i>Capital Outlay</i>						
Building and Additions	15,250.00	.00	.00	.00	15,250.00	0
Improvements Other Than Buildings	2,700.00	.00	.00	.00	2,700.00	0
Equipment and Furniture	805,679.00	13,659.46	21,365.63	86,913.57	697,399.80	13
<i>Capital Outlay Totals</i>	<u>\$823,629.00</u>	<u>\$13,659.46</u>	<u>\$21,365.63</u>	<u>\$86,913.57</u>	<u>\$715,349.80</u>	<u>13%</u>
<i>Other Expenditures</i>						
Redemption of Long-term Bonds, Loans and Capital Leases	1,155,271.00	95,879.95	289,632.84	722,910.10	142,728.06	88
Interest on Debt	217,143.00	.00	.00	.00	217,143.00	0
Dues and Fees	52,215.00	4,038.95	14,895.70	1,441.50	35,877.80	31
Claims and Judgments	1,500.00	812.96	868.52	413.91	217.57	85
Taxes Abated and Written Off	350,000.00	.00	.00	150.00	349,850.00	0
Miscellaneous Expenditures	12,379.00	.00	80.10	.00	12,298.90	1
<i>Other Expenditures Totals</i>	<u>\$1,788,508.00</u>	<u>\$100,731.86</u>	<u>\$305,477.16</u>	<u>\$724,915.51</u>	<u>\$758,115.33</u>	<u>58%</u>

Classification	Annual Budget Amount	MTD Actual Amount	YTD Actual Amount	YTD Encumbrances	Budget Less YTD Actual	% of Budget
Fund Category Special Revenue						
Fund Type						
Fund 22 - Special Education						
<i>Outgoing Transfers and Other Transactions</i>						
Fund Modifications	500,000.00	.00	.00	.00	500,000.00	0
Payments to Other Public School Districts	195,963.00	.00	.00	195,962.62	.38	100
Sub-Grantee Disbursements	90,429,125.00	.00	592.12	12,800,463.47	77,628,069.41	14
Indirect Cost Recovery and Program Changes	(6,497.00)	.00	.00	.00	(6,497.00)	0
<i>Outgoing Transfers and Other Transactions Totals</i>	<u>\$91,118,591.00</u>	<u>\$0.00</u>	<u>\$592.12</u>	<u>\$12,996,426.09</u>	<u>\$78,121,572.79</u>	<u>14%</u>
Fund 22 - Special Education Totals						
REVENUE TOTALS	154,470,299.00	23,053,215.38	72,094,118.11	.00	82,376,180.89	47%
EXPENSE TOTALS	154,554,514.00	4,188,892.43	8,177,441.32	15,605,808.65	130,771,264.03	15%
Fund 22 - Special Education Net Gain (Loss)	(\$84,215.00)	\$18,864,322.95	\$63,916,676.79	(\$15,605,808.65)	\$48,395,083.14	(57,366%)
Fund Type Totals						
REVENUE TOTALS	154,470,299.00	23,053,215.38	72,094,118.11	.00	82,376,180.89	47%
EXPENSE TOTALS	154,554,514.00	4,188,892.43	8,177,441.32	15,605,808.65	130,771,264.03	15%
Fund Type Net Gain (Loss)	(\$84,215.00)	\$18,864,322.95	\$63,916,676.79	(\$15,605,808.65)	\$48,395,083.14	(57,366%)
Fund Category Special Revenue Totals						
REVENUE TOTALS	154,470,299.00	23,053,215.38	72,094,118.11	.00	82,376,180.89	47%
EXPENSE TOTALS	154,554,514.00	4,188,892.43	8,177,441.32	15,605,808.65	130,771,264.03	15%
Fund Category Special Revenue Net Gain (Loss)	(\$84,215.00)	\$18,864,322.95	\$63,916,676.79	(\$15,605,808.65)	\$48,395,083.14	(57,366%)
Grand Totals						
REVENUE TOTALS	154,470,299.00	23,053,215.38	72,094,118.11	.00	82,376,180.89	47%
EXPENSE TOTALS	154,554,514.00	4,188,892.43	8,177,441.32	15,605,808.65	130,771,264.03	15%
Grand Total Net Gain (Loss)	(\$84,215.00)	\$18,864,322.95	\$63,916,676.79	(\$15,605,808.65)	\$48,395,083.14	(57,366%)

G/L Account Number	Account Description	Location Description	Adopted Budget	Current Month		Encumbrances	Actual	Budget - Actual	% Used/Rec'd
				Actual					
Fund 25 - Food Service Fund									
Account Type Revenue									
Function 0000 - Revenue									
25.0151.0000.000.0000.06147.0000	Earnings on Investments and Deposits	High Point	6,450.00	588.15	.00	.00	1,563.93	4,886.07	24
25.0161.0000.000.0000.06147.0000	Food Sales to Pupils	High Point	290.00	.00	.00	.00	290.00	0	0
25.0162.0000.000.0000.06147.0000	Food Sales to Patrons	High Point	4,600.00	16.10	.00	.00	183.65	4,416.35	4
25.0164.0000.000.0000.06147.0000	A-La-Carte Sales	High Point	55.00	12.75	.00	.00	148.75	(93.75)	270
25.0164.0000.913.0000.00000.0000	A-La-Carte Sales	District-Wide	3.00	.00	.00	.00	.00	3.00	0
25.0199.0000.000.0000.06147.0000	Miscellaneous Local Revenues	High Point	1,033.00	.00	.00	.00	1,033.00	0	0
25.0312.0110.000.2644.06147.0000	Restricted State Aid - Food Service	High Point	40,000.00	.00	.00	.00	1,124.55	38,875.45	3
25.0312.0110.000.2645.06147.0000	Restricted State Aid - Food Service	High Point	.00	.00	.00	.00	1,708.26	(1,708.26)	+++
25.0312.0110.000.2654.06147.0000	Restricted State Aid - Food Service	High Point	76,720.00	.00	.00	.00	.00	76,720.00	0
25.0312.0110.000.3100.06147.0000	Restricted State Aid - Food Service	High Point	508.00	.00	.00	.00	.00	508.00	0
25.0312.0110.000.3734.06147.0000	Restricted State Aid - Food Service	High Point	1,594.00	.00	.00	.00	.00	1,594.00	0
25.0414.0110.000.8500.06147.0000	Federal Lunch Reimbursement	High Point	65,258.00	.00	.00	.00	2,874.17	62,383.83	4
25.0414.0110.000.8510.06147.0000	Federal Lunch Reimbursement	High Point	134,165.00	.00	.00	.00	4,220.98	129,944.02	3
25.0481.0110.000.7810.00000.0000	USDA Entitlement Commodities	District-Wide	18,362.00	.00	.00	.00	.00	18,362.00	0
25.0482.0110.000.7820.00000.0000	USDA Bonus Commodities	District-Wide	293.00	.00	.00	.00	.00	293.00	0
25.0622.0000.000.0000.06147.0000	Fund Modification - Special Education Fund	High Point	97,164.00	.00	.00	.00	.00	97,164.00	0
Function 0000 - Revenue Totals			\$446,495.00	\$617.00	\$0.00	\$0.00	\$11,824.29	\$434,670.71	3%
Account Type Revenue Totals			\$446,495.00	\$617.00	\$0.00	\$0.00	\$11,824.29	\$434,670.71	3%
Account Type Expense									
Function 1297 - Food Services									
25.1297.3190.000.8510.06147.0000	Other Prof & Technical Services	High Point	7,650.00	.00	.00	.00	.00	7,650.00	0
25.1297.3450.000.0000.06147.0000	Software Lic/Agmts Serv	High Point	4,890.00	.00	.00	.00	.00	4,890.00	0
25.1297.5610.000.0000.06147.0000	Food Supplies	High Point	170,000.00	11,222.72	151,057.63	14,442.61	4,499.76	4,499.76	97
25.1297.5650.000.7810.06147.0000	USDA Commod Supp Usage	High Point	18,362.00	.00	.00	.00	.00	18,362.00	0
25.1297.5650.000.7820.06147.0000	USDA Commod Supp Usage	High Point	293.00	.00	.00	.00	.00	293.00	0
25.1297.5990.000.0000.06147.0000	Misc. Supp & Matls	High Point	16,000.00	719.36	14,162.14	1,371.51	466.35	466.35	97
25.1297.7410.000.0000.06147.0000	Dues and Fees	High Point	1,400.00	.00	.00	2.03	1,397.97	0	0
25.1297.8221.000.0000.06147.0000	Payments to LEA's - Food Service Wages	High Point	127,500.00	.00	.00	.00	.00	127,500.00	0
25.1297.8222.000.0000.06147.0000	Payments to LEA's - Food Service Benefits	High Point	64,500.00	.00	.00	.00	.00	64,500.00	0
25.1297.8223.000.0000.06147.0000	Payments to LEA's - Food Service Supplies	High Point	3,200.00	.00	.00	.00	.00	3,200.00	0
25.1297.8226.000.0000.06147.0000	Payments to LEA's - Food Service Indirect	High Point	20,500.00	.00	.00	.00	.00	20,500.00	0
25.1297.8227.000.0000.06147.0000	Payments to LEA's - Food Service Mileage	High Point	12,200.00	.00	.00	.00	.00	12,200.00	0
Function 1297 - Food Services Totals			\$446,495.00	\$11,942.08	\$165,219.77	\$15,816.15	\$265,459.08	\$265,459.08	41%
Account Type Expense Totals			\$446,495.00	\$11,942.08	\$165,219.77	\$15,816.15	\$265,459.08	\$265,459.08	41%
Revenue Totals			\$446,495.00	\$617.00	\$0.00	\$0.00	\$11,824.29	\$434,670.71	3%
Expense Totals			\$446,495.00	\$11,942.08	\$165,219.77	\$15,816.15	\$265,459.08	\$265,459.08	41%
Fund 25 - Food Service Fund Totals			\$0.00	(\$11,325.08)	(\$165,219.77)	(\$3,991.86)	\$169,211.63	\$169,211.63	3%
Revenue Totals			\$446,495.00	\$617.00	\$0.00	\$0.00	\$11,824.29	\$434,670.71	3%
Expense Totals			\$446,495.00	\$11,942.08	\$165,219.77	\$15,816.15	\$265,459.08	\$265,459.08	41%
Grand Totals			\$0.00	(\$11,325.08)	(\$165,219.77)	(\$3,991.86)	\$169,211.63	\$169,211.63	

Account	Account Description	Current YTD Balance	Prior Year Total Actual	Net Change	Change %
Fund Category	Capital Projects Fund				
Fund Type					
Fund	41 - Capital Projects - General Educ				
	ASSETS				
2131					
2131.0000	Due From Other Funds	2,094.52	2,094.52	.00	.00
	2131 - Totals	\$2,094.52	\$2,094.52	\$0.00	0.00%
2181					
2181.0000	MILAF Short-Term Fund	1,837,902.33	1,920,904.09	(83,001.76)	(4.32)
2181.0003	MILAF - Accounts Payable	2,970.96	2,970.96	.00	.00
	2181 - Totals	\$1,840,873.29	\$1,923,875.05	(\$83,001.76)	(4.31%)
	ASSETS TOTALS	\$1,842,967.81	\$1,925,969.57	(\$83,001.76)	(4.31%)
	LIABILITIES AND FUND EQUITY				
	LIABILITIES				
2402					
2402.0000	Accounts Payable	.00	20,234.47	(20,234.47)	(100.00)
	2402 - Totals	\$0.00	\$20,234.47	(\$20,234.47)	(100.00%)
	LIABILITIES TOTALS	\$0.00	\$20,234.47	(\$20,234.47)	(100.00%)
	FUND EQUITY				
2721					
2721.0000	Restricted Fund Balance	467,578.62	467,578.62	.00	.00
	2721 - Totals	\$467,578.62	\$467,578.62	\$0.00	0.00%
	FUND EQUITY TOTALS Prior to Current Year Changes	\$467,578.62	\$467,578.62	\$0.00	0.00%
	Prior Year Fund Equity Adjustment	(1,438,156.48)	.00		
	Fund Revenues	(6,321.27)	(1,314.26)		
	Fund Expenses	69,088.56	9,850.85		
	FUND EQUITY TOTALS	\$1,842,967.81	\$459,042.03	\$1,383,925.78	301.48%
	LIABILITIES AND FUND EQUITY TOTALS	\$1,842,967.81	\$479,276.50	\$1,363,691.31	284.53%
Fund	41 - Capital Projects - General Educ Totals	\$0.00	\$1,446,693.07	(\$1,446,693.07)	(100.00%)
Fund Type	Totals	\$0.00	\$1,446,693.07	(\$1,446,693.07)	(100.00%)
Fund Category	Capital Projects Fund Totals	\$0.00	\$1,446,693.07	(\$1,446,693.07)	(100.00%)
	Grand Totals	\$0.00	\$1,446,693.07	(\$1,446,693.07)	(100.00%)

Classification	Annual Budget Amount	MTD Actual Amount	YTD Actual Amount	YTD Encumbrances	Budget Less YTD Actual	% of Budget
Fund Category Capital Projects Fund						
Fund Type						
Fund 41 - Capital Projects - General Educ						
<i>Revenue from Local Sources</i>						
Earnings on Investments and Deposits	.00	1,980.67	6,321.27	.00	(6,321.27)	+++
<i>Revenue from Local Sources Totals</i>						
	\$0.00	\$1,980.67	\$6,321.27	\$0.00	(\$6,321.27)	+++
<i>Purchased Services</i>						
Professional and Technical Services	1,015.00	1,613.81	1,633.06	2,126.19	(2,744.25)	370
<i>Purchased Services Totals</i>						
	\$1,015.00	\$1,613.81	\$1,633.06	\$2,126.19	(\$2,744.25)	370%
<i>Capital Outlay</i>						
Building and Additions	12,367.00	1,619.75	1,619.75	.00	10,747.25	13
Improvements Other Than Buildings	421,535.00	55,000.00	55,000.00	132,934.83	233,600.17	45
Equipment and Furniture	48,489.00	10,835.75	10,835.75	10,835.76	26,817.49	45
<i>Capital Outlay Totals</i>						
	\$482,391.00	\$67,455.50	\$67,455.50	\$143,770.59	\$271,164.91	44%
Fund 41 - Capital Projects - General Educ Totals						
REVENUE TOTALS	.00	1,980.67	6,321.27	.00	(6,321.27)	+++
EXPENSE TOTALS	483,406.00	69,069.31	69,088.56	145,896.78	268,420.66	44%
Fund 41 - Capital Projects - General Educ Net Gain (Loss)	(\$483,406.00)	(\$67,088.64)	(\$62,767.29)	(\$145,896.78)	\$274,741.93	43%
Fund Type Totals						
REVENUE TOTALS	.00	1,980.67	6,321.27	.00	(6,321.27)	+++
EXPENSE TOTALS	483,406.00	69,069.31	69,088.56	145,896.78	268,420.66	44%
Fund Type Net Gain (Loss)	(\$483,406.00)	(\$67,088.64)	(\$62,767.29)	(\$145,896.78)	\$274,741.93	43%
Fund Category Capital Projects Fund Totals						
REVENUE TOTALS	.00	1,980.67	6,321.27	.00	(6,321.27)	+++
EXPENSE TOTALS	483,406.00	69,069.31	69,088.56	145,896.78	268,420.66	44%
Fund Category Capital Projects Fund Net Gain (Loss)	(\$483,406.00)	(\$67,088.64)	(\$62,767.29)	(\$145,896.78)	\$274,741.93	43%
Grand Totals						
REVENUE TOTALS	.00	1,980.67	6,321.27	.00	(6,321.27)	+++
EXPENSE TOTALS	483,406.00	69,069.31	69,088.56	145,896.78	268,420.66	44%
Grand Total Net Gain (Loss)	(\$483,406.00)	(\$67,088.64)	(\$62,767.29)	(\$145,896.78)	\$274,741.93	43%

Account	Account Description	Current YTD Balance	Prior Year Total Actual	Net Change	Change %
Fund Category	Capital Projects Fund				
Fund Type					
Fund	42 - Capital Projects - Spec Educ				
	ASSETS				
2131					
2131.0000	Due From Other Funds	4,413.67	4,413.67	.00	.00
	2131 - Totals	\$4,413.67	\$4,413.67	\$0.00	0.00%
2181					
2181.0000	MILAF Short-Term Fund	430,758.58	535,201.07	(104,442.49)	(19.51)
2181.0001	MILAF Max Fund	4,002,617.39	3,950,108.96	52,508.43	1.33
	2181 - Totals	\$4,433,375.97	\$4,485,310.03	(\$51,934.06)	(1.16%)
	ASSETS TOTALS	\$4,437,789.64	\$4,489,723.70	(\$51,934.06)	(1.16%)
	LIABILITIES AND FUND EQUITY				
	LIABILITIES				
2402					
2402.0000	Accounts Payable	.00	64,202.83	(64,202.83)	(100.00)
	2402 - Totals	\$0.00	\$64,202.83	(\$64,202.83)	(100.00%)
	LIABILITIES TOTALS	\$0.00	\$64,202.83	(\$64,202.83)	(100.00%)
	FUND EQUITY				
2721					
2721.0000	Restricted Fund Balance	3,809,917.49	3,809,917.49	.00	.00
	2721 - Totals	\$3,809,917.49	\$3,809,917.49	\$0.00	0.00%
	FUND EQUITY TOTALS Prior to Current Year Changes	\$3,809,917.49	\$3,809,917.49	\$0.00	0.00%
	Prior Year Fund Equity Adjustment	(615,603.38)	.00		
	Fund Revenues	(76,288.37)	(555,637.34)		
	Fund Expenses	64,019.60	9,416.09		
	FUND EQUITY TOTALS	\$4,437,789.64	\$4,356,138.74	\$81,650.90	1.87%
	LIABILITIES AND FUND EQUITY TOTALS	\$4,437,789.64	\$4,420,341.57	\$17,448.07	0.39%
Fund	42 - Capital Projects - Spec Educ Totals	\$0.00	\$69,382.13	(\$69,382.13)	(100.00%)
Fund Type	Totals	\$0.00	\$69,382.13	(\$69,382.13)	(100.00%)
Fund Category	Capital Projects Fund Totals	\$0.00	\$69,382.13	(\$69,382.13)	(100.00%)
	Grand Totals	\$0.00	\$69,382.13	(\$69,382.13)	(100.00%)

Classification	Annual Budget Amount	MTD Actual Amount	YTD Actual Amount	YTD Encumbrances	Budget Less YTD Actual	% of Budget
Fund Category Capital Projects Fund						
Fund Type						
Fund 42 - Capital Projects - Spec Educ						
Revenue from Local Sources						
Earnings on Investments and Deposits	.00	24,347.09	76,288.37	.00	(76,288.37)	+++
<i>Revenue from Local Sources Totals</i>	<u>\$0.00</u>	<u>\$24,347.09</u>	<u>\$76,288.37</u>	<u>\$0.00</u>	<u>(\$76,288.37)</u>	<u>+++</u>
<i>Purchased Services</i>						
Professional and Technical Services	831.00	1,320.39	1,336.14	1,739.61	(2,244.75)	370
<i>Purchased Services Totals</i>	<u>\$831.00</u>	<u>\$1,320.39</u>	<u>\$1,336.14</u>	<u>\$1,739.61</u>	<u>(\$2,244.75)</u>	<u>370%</u>
<i>Capital Outlay</i>						
Building and Additions	10,119.00	1,325.25	1,325.25	.00	8,793.75	13
Improvements Other Than Buildings	344,893.00	45,000.00	45,000.00	108,764.87	191,128.13	45
Equipment and Furniture	65,568.00	15,908.36	16,358.21	20,920.21	28,289.58	57
<i>Capital Outlay Totals</i>	<u>\$420,580.00</u>	<u>\$62,233.61</u>	<u>\$62,683.46</u>	<u>\$129,685.08</u>	<u>\$228,211.46</u>	<u>46%</u>
Fund 42 - Capital Projects - Spec Educ Totals						
REVENUE TOTALS	.00	24,347.09	76,288.37	.00	(76,288.37)	+++
EXPENSE TOTALS	421,411.00	63,554.00	64,019.60	131,424.69	225,966.71	46%
Fund 42 - Capital Projects - Spec Educ Net Gain (Loss)	<u>(\$421,411.00)</u>	<u>(\$39,206.91)</u>	<u>\$12,268.77</u>	<u>(\$131,424.69)</u>	<u>\$302,255.08</u>	<u>28%</u>
Fund Type Totals						
REVENUE TOTALS	.00	24,347.09	76,288.37	.00	(76,288.37)	+++
EXPENSE TOTALS	421,411.00	63,554.00	64,019.60	131,424.69	225,966.71	46%
Fund Type Net Gain (Loss)	<u>(\$421,411.00)</u>	<u>(\$39,206.91)</u>	<u>\$12,268.77</u>	<u>(\$131,424.69)</u>	<u>\$302,255.08</u>	<u>28%</u>
Fund Category Capital Projects Fund Totals						
REVENUE TOTALS	.00	24,347.09	76,288.37	.00	(76,288.37)	+++
EXPENSE TOTALS	421,411.00	63,554.00	64,019.60	131,424.69	225,966.71	46%
Fund Category Capital Projects Fund Net Gain (Loss)	<u>(\$421,411.00)</u>	<u>(\$39,206.91)</u>	<u>\$12,268.77</u>	<u>(\$131,424.69)</u>	<u>\$302,255.08</u>	<u>28%</u>
Grand Totals						
REVENUE TOTALS	.00	24,347.09	76,288.37	.00	(76,288.37)	+++
EXPENSE TOTALS	421,411.00	63,554.00	64,019.60	131,424.69	225,966.71	46%
Grand Total Net Gain (Loss)	<u>(\$421,411.00)</u>	<u>(\$39,206.91)</u>	<u>\$12,268.77</u>	<u>(\$131,424.69)</u>	<u>\$302,255.08</u>	<u>28%</u>

Account	Account Description	Current YTD Balance	Prior Year Total Actual	Net Change	Change %
Fund Category	Capital Projects Fund				
Fund Type					
Fund	43 - Capital Projects 2019 Bond Fund				
	ASSETS				
2131					
2131.0000	Due From Other Funds	12,401.11	12,401.11	.00	.00
	2131 - Totals	\$12,401.11	\$12,401.11	\$0.00	0.00%
2161					
2161.0000	Interest Receivable on Investments and Deposits	3,912.33	3,912.33	.00	.00
	2161 - Totals	\$3,912.33	\$3,912.33	\$0.00	0.00%
2181					
2181.0000	MILAF Short-Term Fund	1,052,485.58	1,321,557.32	(269,071.74)	(20.36)
2181.0001	MILAF Max Fund	4,483,127.98	4,424,315.96	58,812.02	1.33
	2181 - Totals	\$5,535,613.56	\$5,745,873.28	(\$210,259.72)	(3.66%)
	ASSETS TOTALS	\$5,551,927.00	\$5,762,186.72	(\$210,259.72)	(3.65%)
	LIABILITIES AND FUND EQUITY				
	LIABILITIES				
2402					
2402.0000	Accounts Payable	.00	92,698.00	(92,698.00)	(100.00)
	2402 - Totals	\$0.00	\$92,698.00	(\$92,698.00)	(100.00%)
2443					
2443.0000	Arbitrage Rebate payable	323,502.08	323,502.08	.00	.00
	2443 - Totals	\$323,502.08	\$323,502.08	\$0.00	0.00%
	LIABILITIES TOTALS	\$323,502.08	\$416,200.08	(\$92,698.00)	(22.27%)
	FUND EQUITY				
2721					
2721.0000	Restricted Fund Balance	5,586,788.11	5,586,788.11	.00	.00
	2721 - Totals	\$5,586,788.11	\$5,586,788.11	\$0.00	0.00%
	FUND EQUITY TOTALS Prior to Current Year Changes	\$5,586,788.11	\$5,586,788.11	\$0.00	0.00%
	Prior Year Fund Equity Adjustment	240,801.47	.00		
	Fund Revenues	(74,293.08)	(75,240.28)		
	Fund Expenses	191,854.80	14,937.19		
	FUND EQUITY TOTALS	\$5,228,424.92	\$5,647,091.20	(\$418,666.28)	(7.41%)
	LIABILITIES AND FUND EQUITY TOTALS	\$5,551,927.00	\$6,063,291.28	(\$511,364.28)	(8.43%)
Fund	43 - Capital Projects 2019 Bond Fund Totals	\$0.00	(\$301,104.56)	\$301,104.56	100.00%
Fund Type	Totals	\$0.00	(\$301,104.56)	\$301,104.56	100.00%
Fund Category	Capital Projects Fund Totals	\$0.00	(\$301,104.56)	\$301,104.56	100.00%
	Grand Totals	\$0.00	(\$301,104.56)	\$301,104.56	100.00%

Classification	Annual Budget Amount	MTD Actual Amount	YTD Actual Amount	Budget Less YTD Actual	% of Budget
Fund Category Capital Projects Fund					
Fund Type					
Fund 43 - Capital Projects 2019 Bond Fund					
Revenue from Local Sources					
Earnings on Investments and Deposits	.00	23,281.69	74,293.08	(74,293.08)	+++
<i>Revenue from Local Sources Totals</i>	<u>\$0.00</u>	<u>\$23,281.69</u>	<u>\$74,293.08</u>	<u>(\$74,293.08)</u>	<u>+++</u>
<i>Purchased Services</i>					
Professional and Technical Services	.00	6,020.00	7,740.00	(7,740.00)	+++
<i>Purchased Services Totals</i>	<u>\$0.00</u>	<u>\$6,020.00</u>	<u>\$7,740.00</u>	<u>(\$7,740.00)</u>	<u>+++</u>
<i>Capital Outlay</i>					
Building and Additions	15,000.00	.00	.00	15,000.00	0
Equipment and Furniture	.00	.00	184,114.80	(184,114.80)	+++
<i>Capital Outlay Totals</i>	<u>\$15,000.00</u>	<u>\$0.00</u>	<u>\$184,114.80</u>	<u>(\$169,114.80)</u>	<u>1,227%</u>
Fund 43 - Capital Projects 2019 Bond Fund Totals					
REVENUE TOTALS	.00	23,281.69	74,293.08	(74,293.08)	+++
EXPENSE TOTALS	15,000.00	6,020.00	191,854.80	(176,854.80)	1,279%
Fund 43 - Capital Projects 2019 Bond Fund Net Gain (Loss)	<u>(\$15,000.00)</u>	<u>\$17,261.69</u>	<u>(\$117,561.72)</u>	<u>(\$102,561.72)</u>	<u>784%</u>
Fund Type Totals					
REVENUE TOTALS	.00	23,281.69	74,293.08	(74,293.08)	+++
EXPENSE TOTALS	15,000.00	6,020.00	191,854.80	(176,854.80)	1,279%
Fund Type Net Gain (Loss)	<u>(\$15,000.00)</u>	<u>\$17,261.69</u>	<u>(\$117,561.72)</u>	<u>(\$102,561.72)</u>	<u>784%</u>
Fund Category Capital Projects Fund Totals					
REVENUE TOTALS	.00	23,281.69	74,293.08	(74,293.08)	+++
EXPENSE TOTALS	15,000.00	6,020.00	191,854.80	(176,854.80)	1,279%
Fund Category Capital Projects Fund Net Gain (Loss)	<u>(\$15,000.00)</u>	<u>\$17,261.69</u>	<u>(\$117,561.72)</u>	<u>(\$102,561.72)</u>	<u>784%</u>
Grand Totals					
REVENUE TOTALS	.00	23,281.69	74,293.08	(74,293.08)	+++
EXPENSE TOTALS	15,000.00	6,020.00	191,854.80	(176,854.80)	1,279%
Grand Total Net Gain (Loss)	<u>(\$15,000.00)</u>	<u>\$17,261.69</u>	<u>(\$117,561.72)</u>	<u>(\$102,561.72)</u>	<u>784%</u>

G/L Account Number	Account Description	Adopted Budget	Budget Amendments	Amended Budget	Current Month Actual	Encumbrances	Actual	Budget - Actual	% Used/Rec'd
Fund 43 - Capital Projects 2019 Bond Fund									
Account Type Revenue									
Function 0000 - Revenue									
43.0151.0000.0000.0000.0000.0000	Earnings on Investments and Deposits	.00	.00	.00	23,281.69	.00	74,293.08	(74,293.08)	+++
43.0153.0000.0000.0000.0000.0000	Gain or Loss on Sale of Investment Forfeiture	.00	.00	.00	.00	.00	.00	.00	+++
43.0591.0000.0000.0000.0000.0000	Proceeds from issuance of bonds	.00	.00	.00	.00	.00	.00	.00	+++
Function 0000 - Revenue Totals		\$0.00	\$0.00	\$0.00	\$23,281.69	\$0.00	\$74,293.08	(\$74,293.08)	+++
Account Type Revenue Totals									
		\$0.00	\$0.00	\$0.00	\$23,281.69	\$0.00	\$74,293.08	(\$74,293.08)	+++
Account Type Expense									
Function 1122 - Special Education									
43.1122.6410.0000.0000.06147.0000	Capital-New Equip >\$5000	.00	.00	.00	.00	.00	.00	.00	+++
43.1122.6420.0000.0000.06147.0000	Capital-New Equip <\$5000	.00	.00	.00	.00	.00	.00	.00	+++
Function 1122 - Special Education Totals		\$0.00	\$0.00	\$0.00	\$0.00	\$0.00	\$0.00	\$0.00	+++
Function 1231 - Board of Education									
43.1231.3170.0000.0000.06147.0000	Legal Services	.00	.00	.00	.00	.00	.00	.00	+++
43.1231.3180.0000.0000.06147.0000	Audit Services	.00	.00	.00	.00	.00	.00	.00	+++
Function 1231 - Board of Education Totals		\$0.00	\$0.00	\$0.00	\$0.00	\$0.00	\$0.00	\$0.00	+++
Function 1252 - Fiscal Services									
43.1252.7410.0000.0000.06147.0000	Dues and Fees	.00	.00	.00	.00	.00	.00	.00	+++
Function 1252 - Fiscal Services Totals		\$0.00	\$0.00	\$0.00	\$0.00	\$0.00	\$0.00	\$0.00	+++
Function 1259 - Other Business Services									
43.1259.7310.0000.0000.06147.0000	Other Bond Issuance Costs	.00	.00	.00	.00	.00	.00	.00	+++
Function 1259 - Other Business Services Totals		\$0.00	\$0.00	\$0.00	\$0.00	\$0.00	\$0.00	\$0.00	+++
Function 1261 - Operating Buildings Services									
43.1261.6410.0000.0000.06147.0000	Capital-New Equip >\$5000	.00	.00	.00	.00	76,928.20	184,114.80	(261,043.00)	+++
43.1261.6420.0000.0000.06147.0000	Capital-New Equip <\$5000	.00	.00	.00	.00	.00	.00	.00	+++
Function 1261 - Operating Buildings Services Totals		\$0.00	\$0.00	\$0.00	\$0.00	\$76,928.20	\$184,114.80	(\$261,043.00)	+++
Function 1266 - Security Services									
43.1266.6410.0000.0000.06147.0000	Capital-New Equip >\$5000	.00	.00	.00	.00	.00	.00	.00	+++
Function 1266 - Security Services Totals		\$0.00	\$0.00	\$0.00	\$0.00	\$0.00	\$0.00	\$0.00	+++
Function 1284 - Non-Instr Technology Services									
43.1284.3190.0000.0000.06147.0000	Other Prof & Technical Services	.00	.00	.00	.00	.00	.00	.00	+++
43.1284.6410.0000.0000.06147.0000	Capital-New Equip >\$5000	.00	.00	.00	.00	.00	.00	.00	+++
43.1284.6720.0000.0000.06147.0000	Capital-Educ Media - Initial - Depreciable	.00	.00	.00	.00	.00	.00	.00	+++
Function 1284 - Non-Instr Technology Services Totals		\$0.00	\$0.00	\$0.00	\$0.00	\$0.00	\$0.00	\$0.00	+++
Function 1452 - Site Improvement Services									
43.1452.6310.0000.0000.06147.0000	Capital-Improv Other Than Bldgs - Depreciable	.00	.00	.00	.00	.00	.00	.00	+++
Function 1452 - Site Improvement Services Totals		\$0.00	\$0.00	\$0.00	\$0.00	\$0.00	\$0.00	\$0.00	+++
Function 1453 - Architect & Engineering Serv									
43.1453.3190.0000.0000.06147.0000	Other Prof & Technical Services	.00	.00	.00	6,020.00	.00	7,740.00	(7,740.00)	+++
Function 1453 - Architect & Engineering Serv Totals		\$0.00	\$0.00	\$0.00	\$6,020.00	\$0.00	\$7,740.00	(\$7,740.00)	+++
Function 1456 - Building Improvement Services									
43.1456.3190.0000.0000.06147.0000	Other Prof & Technical Services	.00	.00	.00	.00	.00	.00	.00	+++
43.1456.6220.0000.0000.06147.0000	Capital-Non-Prop Exp for Bldgs. and Alter by Contractors	.00	15,000.00	15,000.00	.00	.00	.00	15,000.00	0
43.1456.6410.0000.0000.06147.0000	Capital-New Equip >\$5000	.00	.00	.00	.00	.00	.00	.00	+++
Function 1456 - Building Improvement Services Totals		\$0.00	\$15,000.00	\$15,000.00	\$0.00	\$0.00	\$0.00	\$15,000.00	0%
Function 1459 - Other Facil Acquis and Construction Serv									

G/L Account Number	Account Description	Adopted Budget	Budget		Current Month Actual	Encumbrances	Actual	Budget - Actual	% Used/Rec'd	
			Amendments	Amended Budget						
43.1459.3170.000.0000.06147.0000	Legal Services	.00	.00	.00	.00	.00	.00	.00	+++	
43.1459.3190.000.0000.06147.0000	Other Prof & Technical Services	.00	.00	.00	.00	.00	.00	.00	+++	
43.1459.7310.000.0000.06147.0000	Other Bond Issuance Costs	.00	.00	.00	.00	.00	.00	.00	+++	
Function 1459 - Other Facil Acquis and Construction Serv Totals		\$0.00	\$0.00	\$0.00	\$0.00	\$0.00	\$0.00	\$0.00	+++	
Function 1622 - Fund Modif to Special Ed Fund										
43.1622.8110.000.0000.06147.0000	Fund Modifications	.00	.00	.00	.00	.00	.00	.00	+++	
Function 1622 - Fund Modif to Special Ed Fund Totals		\$0.00	\$0.00	\$0.00	\$0.00	\$0.00	\$0.00	\$0.00	+++	
Function 1642 - Fund Modif to SE Cap Proj										
43.1642.8110.000.0000.06147.0000	Fund Modifications	.00	.00	.00	.00	.00	.00	.00	+++	
Function 1642 - Fund Modif to SE Cap Proj Totals		\$0.00	\$0.00	\$0.00	\$0.00	\$0.00	\$0.00	\$0.00	+++	
Account Type		Expense Totals	\$0.00	\$15,000.00	\$15,000.00	\$6,020.00	\$76,928.20	\$191,854.80	(\$253,783.00)	1,792%
		Revenue Totals	\$0.00	\$0.00	\$0.00	\$23,281.69	\$0.00	\$74,293.08	(\$74,293.08)	+++
		Expense Totals	\$0.00	\$15,000.00	\$15,000.00	\$6,020.00	\$76,928.20	\$191,854.80	(\$253,783.00)	1,792%
Fund 43 - Capital Projects 2019 Bond Fund Totals		\$0.00	(\$15,000.00)	(\$15,000.00)	\$17,261.69	(\$76,928.20)	(\$117,561.72)	\$179,489.92		
		Revenue Totals	\$0.00	\$0.00	\$0.00	\$23,281.69	\$0.00	\$74,293.08	(\$74,293.08)	+++
		Expense Totals	\$0.00	\$15,000.00	\$15,000.00	\$6,020.00	\$76,928.20	\$191,854.80	(\$253,783.00)	1,792%
Grand Totals		\$0.00	(\$15,000.00)	(\$15,000.00)	\$17,261.69	(\$76,928.20)	(\$117,561.72)	\$179,489.92		

Account	Account Description	Current YTD Balance	Prior Year Total Actual	Net Change	Change %
Fund Category Capital Projects Fund					
Fund Type					
Fund 47 - Capital Projects - WEOC					
ASSETS					
2131					
2131.0000	Due From Other Funds	27,777.25	27,777.25	.00	.00
2131 - Totals		\$27,777.25	\$27,777.25	\$0.00	0.00%
2181					
2181.0000	MILAF Short-Term Fund	(32,068.68)	(31,998.71)	(69.97)	(.22)
2181 - Totals		(\$32,068.68)	(\$31,998.71)	(\$69.97)	(0.22%)
ASSETS TOTALS		(\$4,291.43)	(\$4,221.46)	(\$69.97)	(1.66%)
LIABILITIES AND FUND EQUITY					
LIABILITIES					
2461					
2461.0002	Accrued Employer FICA Payable	.00	29.84	(29.84)	(100.00)
2461 - Totals		\$0.00	\$29.84	(\$29.84)	(100.00%)
2462					
2462.0000	Accrued Wages Payable	.00	390.00	(390.00)	(100.00)
2462 - Totals		\$0.00	\$390.00	(\$390.00)	(100.00%)
LIABILITIES TOTALS		\$0.00	\$419.84	(\$419.84)	(100.00%)
FUND EQUITY					
2721					
2721.0000	Restricted Fund Balance	11,335.44	11,335.44	.00	.00
2721 - Totals		\$11,335.44	\$11,335.44	\$0.00	0.00%
FUND EQUITY TOTALS Prior to Current Year Changes		\$11,335.44	\$11,335.44	\$0.00	0.00%
	Prior Year Fund Equity Adjustment	15,976.74	.00		
	Fund Revenues	.00	(60,000.00)		
	Fund Expenses	(349.87)	48,470.15		
FUND EQUITY TOTALS		(\$4,291.43)	\$22,865.29	(\$27,156.72)	(118.77%)
LIABILITIES AND FUND EQUITY TOTALS		(\$4,291.43)	\$23,285.13	(\$27,576.56)	(118.43%)
Fund 47 - Capital Projects - WEOC Totals		\$0.00	(\$27,506.59)	\$27,506.59	100.00%
Fund Type Totals		\$0.00	(\$27,506.59)	\$27,506.59	100.00%
Fund Category Capital Projects Fund Totals		\$0.00	(\$27,506.59)	\$27,506.59	100.00%
Grand Totals		\$0.00	(\$27,506.59)	\$27,506.59	100.00%

Classification	Annual Budget Amount	MTD Actual Amount	YTD Actual Amount	YTD Encumbrances	Budget Less YTD Actual	% of Budget
Fund Category Capital Projects Fund						
Fund Type						
Fund 47 - Capital Projects - WEOC						
<i>Salaries</i>						
Professional Business	.00	.00	(325.00)	.00	325.00	+++
<i>Salaries Totals</i>	<u>\$0.00</u>	<u>\$0.00</u>	<u>(\$325.00)</u>	<u>\$0.00</u>	<u>\$325.00</u>	<u>+++</u>
<i>Employee Benefits</i>						
Mandatory Coverage	.00	.00	(24.87)	.00	24.87	+++
<i>Employee Benefits Totals</i>	<u>\$0.00</u>	<u>\$0.00</u>	<u>(\$24.87)</u>	<u>\$0.00</u>	<u>\$24.87</u>	<u>+++</u>
Fund 47 - Capital Projects - WEOC Totals						
REVENUE TOTALS	.00	.00	.00	.00	.00	+++
EXPENSE TOTALS	.00	.00	(349.87)	.00	349.87	+++
Fund 47 - Capital Projects - WEOC Net Gain (Loss)	<u>\$0.00</u>	<u>\$0.00</u>	<u>\$349.87</u>	<u>\$0.00</u>	<u>\$349.87</u>	<u>+++</u>
Fund Type Totals						
REVENUE TOTALS	.00	.00	.00	.00	.00	+++
EXPENSE TOTALS	.00	.00	(349.87)	.00	349.87	+++
Fund Type Net Gain (Loss)	<u>\$0.00</u>	<u>\$0.00</u>	<u>\$349.87</u>	<u>\$0.00</u>	<u>\$349.87</u>	<u>+++</u>
Fund Category Capital Projects Fund Totals						
REVENUE TOTALS	.00	.00	.00	.00	.00	+++
EXPENSE TOTALS	.00	.00	(349.87)	.00	349.87	+++
Fund Category Capital Projects Fund Net Gain (Loss)	<u>\$0.00</u>	<u>\$0.00</u>	<u>\$349.87</u>	<u>\$0.00</u>	<u>\$349.87</u>	<u>+++</u>
Grand Totals						
REVENUE TOTALS	.00	.00	.00	.00	.00	+++
EXPENSE TOTALS	.00	.00	(349.87)	.00	349.87	+++
Grand Total Net Gain (Loss)	<u>\$0.00</u>	<u>\$0.00</u>	<u>\$349.87</u>	<u>\$0.00</u>	<u>\$349.87</u>	<u>+++</u>

Account	Account Description	Current YTD Balance	Prior Year Total Actual	Net Change	Change %
Fund Category Internal Service					
Fund Type					
Fund 81 - Internal Service Fund					
ASSETS					
2101					
2101.0005	CASH- SELF INSURED	974,778.26	1,102,284.61	(127,506.35)	(11.57)
2101 - Totals		\$974,778.26	\$1,102,284.61	(\$127,506.35)	(11.57%)
2121					
2121.0000	Accounts Receivable	98,100.00	98,100.00	.00	.00
2121 - Totals		\$98,100.00	\$98,100.00	\$0.00	0.00%
2131					
2131.0000	Due From Other Funds	(452,888.70)	30,951.18	(483,839.88)	(1,563.24)
2131 - Totals		(\$452,888.70)	\$30,951.18	(\$483,839.88)	(1,563.24%)
ASSETS TOTALS		\$619,989.56	\$1,231,335.79	(\$611,346.23)	(49.65%)
LIABILITIES AND FUND EQUITY					
LIABILITIES					
2402					
2402.0000	Accounts Payable	360,575.01	844,489.89	(483,914.88)	(57.30)
2402 - Totals		\$360,575.01	\$844,489.89	(\$483,914.88)	(57.30%)
LIABILITIES TOTALS		\$360,575.01	\$844,489.89	(\$483,914.88)	(57.30%)
FUND EQUITY					
2771					
2771.0000	Unreserved Retained Earnings-MED	650,142.97	650,142.97	.00	.00
2771.0001	Unreserved Retained Earnings-DEN	165,121.32	165,121.32	.00	.00
2771.0002	Unreserved Retained Earnings-VIS	29,627.79	29,627.79	.00	.00
2771 - Totals		\$844,892.08	\$844,892.08	\$0.00	0.00%
FUND EQUITY TOTALS Prior to Current Year Changes		\$844,892.08	\$844,892.08	\$0.00	0.00%
Prior Year Fund Equity Adjustment		267,396.15	.00		
Fund Revenues		(1,093,801.51)	(1,068,269.99)		
Fund Expenses		1,221,232.86	1,148,708.02		
FUND EQUITY TOTALS		\$450,664.58	\$764,454.05	(\$314,389.47)	(41.13%)
LIABILITIES AND FUND EQUITY TOTALS		\$810,639.59	\$1,608,943.94	(\$798,304.35)	(49.62%)
Fund	81 - Internal Service Fund Totals	(\$190,650.03)	(\$377,608.15)	\$186,958.12	49.51%
Fund Type	Totals	(\$190,650.03)	(\$377,608.15)	\$186,958.12	49.51%
Fund Category	Internal Service Totals	(\$190,650.03)	(\$377,608.15)	\$186,958.12	49.51%
	Grand Totals	(\$190,650.03)	(\$377,608.15)	\$186,958.12	49.51%

Classification	Annual Budget Amount	MTD Actual Amount	YTD Actual Amount	YTD Encumbrances	Budget Less YTD Actual	% of Budget
Fund Category Internal Service						
Fund Type						
Fund 81 - Internal Service Fund						
<i>Revenue from Local Sources</i>						
Other Local Revenue	.00	536,225.01	1,089,511.61	.00	(1,089,511.61)	+++
<i>Revenue from Local Sources Totals</i>	<u>\$0.00</u>	<u>\$536,225.01</u>	<u>\$1,089,511.61</u>	<u>\$0.00</u>	<u>(\$1,089,511.61)</u>	<u>+++</u>
<i>Incoming Transfers and Other Transactions</i>						
Other Financing Sources	.00	1,224.36	4,289.90	.00	(4,289.90)	+++
<i>Incoming Transfers and Other Transactions Totals</i>	<u>\$0.00</u>	<u>\$1,224.36</u>	<u>\$4,289.90</u>	<u>\$0.00</u>	<u>(\$4,289.90)</u>	<u>+++</u>
<i>Employee Benefits</i>						
Employee Insurance	.00	384,345.50	1,221,232.86	.00	(1,221,232.86)	+++
<i>Employee Benefits Totals</i>	<u>\$0.00</u>	<u>\$384,345.50</u>	<u>\$1,221,232.86</u>	<u>\$0.00</u>	<u>(\$1,221,232.86)</u>	<u>+++</u>
Fund 81 - Internal Service Fund Totals						
REVENUE TOTALS	.00	537,449.37	1,093,801.51	.00	(1,093,801.51)	+++
EXPENSE TOTALS	.00	384,345.50	1,221,232.86	.00	(1,221,232.86)	+++
Fund 81 - Internal Service Fund Net Gain (Loss)	<u>\$0.00</u>	<u>\$153,103.87</u>	<u>(\$127,431.35)</u>	<u>\$0.00</u>	<u>(\$127,431.35)</u>	<u>+++</u>
Fund Type Totals						
REVENUE TOTALS	.00	537,449.37	1,093,801.51	.00	(1,093,801.51)	+++
EXPENSE TOTALS	.00	384,345.50	1,221,232.86	.00	(1,221,232.86)	+++
Fund Type Net Gain (Loss)	<u>\$0.00</u>	<u>\$153,103.87</u>	<u>(\$127,431.35)</u>	<u>\$0.00</u>	<u>(\$127,431.35)</u>	<u>+++</u>
Fund Category Internal Service Totals						
REVENUE TOTALS	.00	537,449.37	1,093,801.51	.00	(1,093,801.51)	+++
EXPENSE TOTALS	.00	384,345.50	1,221,232.86	.00	(1,221,232.86)	+++
Fund Category Internal Service Net Gain (Loss)	<u>\$0.00</u>	<u>\$153,103.87</u>	<u>(\$127,431.35)</u>	<u>\$0.00</u>	<u>(\$127,431.35)</u>	<u>+++</u>
Grand Totals						
REVENUE TOTALS	.00	537,449.37	1,093,801.51	.00	(1,093,801.51)	+++
EXPENSE TOTALS	.00	384,345.50	1,221,232.86	.00	(1,221,232.86)	+++
Grand Total Net Gain (Loss)	<u>\$0.00</u>	<u>\$153,103.87</u>	<u>(\$127,431.35)</u>	<u>\$0.00</u>	<u>(\$127,431.35)</u>	<u>+++</u>

Function Code	Adopted Budget	Current Month Actual	Encumbrances	Actual	Budget - Actual	% Used/Rec'd
Fund 27 - Cooperative Activities Fund						
Program 000 - Unassigned						
Account Type Revenue						
Function 0000 - Revenue	1,038,287.00	.00	.00	17,257.53	1,107,566.47	2
Account Type Revenue Totals	\$1,038,287.00	\$0.00	\$0.00	\$17,257.53	\$1,107,566.47	2%
Account Type Expense						
Function 1113 - High School	5,000.00	.00	.00	.00	85,082.00	0
Function 1226 - SupervisionDirection of Instr Staff	823,377.00	55,111.93	.00	105,429.95	717,947.05	13
Function 1249 - Other School Administration	25,000.00	.00	.00	.00	25,000.00	0
Function 1252 - Fiscal Services	.00	3,707.13	.00	11,121.39	(11,121.39)	0
Function 1283 - Staff/Personnel Services	33,500.00	2,000.00	.00	2,000.00	31,500.00	6
Function 1284 - Non-Instr Technology Services	109,410.00	7,825.53	(4,125.40)	32,304.40	81,231.00	26
Function 1391 - Other Community Services	2,000.00	.00	.00	.00	2,000.00	0
Function 1511 - Debt Service - Long Term Only - Principal	40,000.00	1,911.00	.00	5,733.00	34,267.00	14
Account Type Expense Totals	\$1,038,287.00	\$70,555.59	(\$4,125.40)	\$156,588.74	\$965,905.66	14%
Program 000 - Unassigned Totals	\$0.00	(\$70,555.59)	\$4,125.40	(\$139,331.21)	\$141,660.81	-12%

Function Code	Adopted Budget	Current Month Actual	Encumbrances	Actual	Budget - Actual	% Used/Rec'd
Program 910 - WIHI - IB Program						
Account Type Revenue						
Function 0000 - Revenue	7,587,752.00	565,150.56	.00	1,695,607.45	5,892,299.55	22
Account Type Revenue Totals	\$7,587,752.00	\$565,150.56	\$0.00	\$1,695,607.45	\$5,892,299.55	22%
Account Type Expense						
Function 1112 - Middle/Junior High	1,398,855.00	77,157.24	.00	76,931.84	1,321,923.16	5
Function 1113 - High School	3,280,163.00	272,359.06	8,338.02	305,039.02	2,979,850.96	10
Function 1212 - Guidance Services	236,561.00	38,882.67	.00	38,842.67	197,718.33	16
Function 1216 - Social Work Services	212,101.00	.00	.00	(17,168.97)	229,269.97	-8
Function 1218 - Teacher Consultant	26,526.00	.00	.00	.00	26,526.00	0
Function 1219 - Other Pupil Support Serv	.00	.00	.00	17,168.98	(17,168.98)	0
Function 1221 - Improvement of Instruction	907.00	.00	.00	.00	907.00	0
Function 1226 - SupervisionDirection of Instr Staff	317,692.00	23,459.46	5,654.90	70,957.57	241,079.53	24
Function 1241 - Office of the Principal	389,166.00	32,089.62	.00	96,717.96	292,448.04	25
Function 1249 - Other School Administration	25,773.00	.00	2,100.00	100.00	23,573.00	9
Function 1261 - Operating Buildings Services	283,011.00	17,570.00	163,396.00	30,995.54	88,619.46	69
Function 1266 - Security Services	269.00	.00	.00	.00	269.00	0
Function 1271 - Pupil Transportation Services	.00	.00	.00	.00	.00	0
Function 1284 - Non-Instr Technology Services	102,908.00	8,203.24	.00	24,609.73	78,298.27	24
Function 1411 - Pmts to Other Mich Publ Schools	494,144.00	.00	.00	.00	494,144.00	0
Function 1456 - Building Improvement Services	.00	.00	.00	.00	.00	0
Function 1511 - Debt Service - Long Term Only - Principal	350,000.00	.00	.00	.00	350,000.00	0
Function 1611 - Fund Modif to General Ed Fund	26,496.00	.00	.00	.00	26,496.00	0
Function 1622 - Fund Modif to Special Ed Fund	139,103.00	.00	.00	.00	139,103.00	0
Function 1647 - Fund Mod to WEOC	25,000.00	.00	.00	.00	25,000.00	0
Account Type Expense Totals	\$7,308,675.00	\$469,721.29	\$179,488.92	\$644,194.34	\$6,498,056.74	11%
Program 910 - WIHI - IB Program Totals	\$279,077.00	\$95,429.27	(\$179,488.92)	\$1,051,413.11	(\$605,757.19)	11%

Function Code	Adopted Budget	Current Month Actual	Encumbrances	Actual	Budget - Actual	% Used/Rec'd
Program 913 - ECA Program						
Account Type Revenue						
Function 0000 - Revenue	5,242,028.00	334,981.25	.00	1,081,138.06	4,160,889.94	21
Account Type Revenue Totals	\$5,242,028.00	\$334,981.25	\$0.00	\$1,081,138.06	\$4,160,889.94	21%
Account Type Expense						
Function 1113 - High School	3,365,839.00	181,750.33	.00	212,923.73	3,152,915.27	6
Function 1212 - Guidance Services	293,423.00	24,094.04	.00	72,285.30	221,137.70	25
Function 1216 - Social Work Services	97,165.00	8,082.73	.00	8,082.72	89,082.28	8
Function 1218 - Teacher Consultant	13,000.00	.00	.00	.00	13,000.00	0
Function 1226 - SupervisionDirection of Instr Staff	272,936.00	37,766.24	8,820.00	141,595.40	122,520.60	55
Function 1241 - Office of the Principal	414,201.00	18,328.43	.00	27,285.72	386,915.28	7
Function 1249 - Other School Administration	25,505.00	.00	.00	(1,802.59)	27,307.59	-7
Function 1271 - Pupil Transportation Services	5,155.00	.00	.00	.00	5,155.00	0
Function 1281 - Planning, Research and Evaluation	11.00	.00	.00	.00	11.00	0
Function 1284 - Non-Instr Technology Services	87,422.00	6,905.04	.00	20,715.14	66,706.86	24
Function 1411 - Pmts to Other Mich Publ Schools	296,486.00	.00	.00	.00	296,486.00	0
Function 1599 - Miscellaneous Other Financing So	280,508.00	.00	.00	.00	280,508.00	0
Function 1611 - Fund Modif to General Ed Fund	19,421.00	.00	.00	.00	19,421.00	0
Function 1622 - Fund Modif to Special Ed Fund	101,958.00	.00	.00	.00	101,958.00	0
Function 1647 - Fund Mod to WEOC	25,000.00	.00	.00	.00	25,000.00	0
Account Type Expense Totals	\$5,298,030.00	\$276,926.81	\$8,820.00	\$481,085.42	\$4,808,124.58	9%
Program 913 - ECA Program Totals	(\$56,002.00)	\$58,054.44	(\$8,820.00)	\$600,052.64	(\$647,234.64)	11%

Function Code	Adopted Budget	Current Month Actual	Encumbrances	Actual	Budget - Actual	% Used/Rec'd
Program 915 - WAVE Program						
Account Type Revenue						
Function 0000 - Revenue	3,381,460.00	256,033.23	.00	873,776.16	2,508,878.84	26
Function 0192 - MI Ctr Youth Justice Wave Grant	.00	.00	.00	.00	.00	0
Account Type Revenue Totals	\$3,381,460.00	\$256,033.23	\$0.00	\$873,776.16	\$2,508,878.84	26%
Account Type Expense						
Function 1112 - Middle/Junior High	280,771.00	19,739.03	.00	54,618.98	226,152.02	19
Function 1113 - High School	1,539,258.00	115,755.76	15,765.20	332,918.55	1,190,574.25	23
Function 1212 - Guidance Services	270,565.00	22,185.66	.00	68,122.56	202,637.44	25
Function 1216 - Social Work Services	110,246.00	5,133.11	.00	14,379.32	95,866.68	13
Function 1218 - Teacher Consultant	51,575.00	.00	.00	.00	51,575.00	0
Function 1221 - Improvement of Instruction	2,793.00	.00	.00	.00	2,793.00	0
Function 1222 - Educational Media Services	.00	.00	.00	.00	.00	0
Function 1225 - Instructional Technology	100,409.00	7,303.67	6,712.53	23,679.88	70,016.59	30
Function 1226 - SupervisionDirection of Instr Staff	368,413.00	21,787.61	.00	68,636.39	299,776.61	19
Function 1249 - Other School Administration	1,546.00	.00	.00	.00	1,546.00	0
Function 1271 - Pupil Transportation Services	2,686.00	.00	.00	.00	3,686.00	0
Function 1283 - Staff/Personnel Services	1,665.00	.00	.00	.00	1,665.00	0
Function 1284 - Non-Instr Technology Services	105,528.00	8,337.27	.00	25,011.80	80,516.20	24
Function 1411 - Pmts to Other Mich Publ Schools	197,657.00	.00	.00	.00	197,657.00	0
Function 1511 - Debt Service - Long Term Only - Principal	208,368.00	17,364.00	.00	52,092.00	156,276.00	25
Function 1611 - Fund Modif to General Ed Fund	12,175.00	.00	.00	.00	12,175.00	0
Function 1622 - Fund Modif to Special Ed Fund	63,920.00	.00	.00	.00	63,920.00	0
Function 1647 - Fund Mod to WEOC	25,000.00	.00	.00	.00	25,000.00	0
Account Type Expense Totals	\$3,342,575.00	\$217,606.11	\$22,477.73	\$639,459.48	\$2,681,832.79	20%
Program 915 - WAVE Program Totals	\$38,885.00	\$38,427.12	(\$22,477.73)	\$234,316.68	(\$172,953.95)	6%

Function Code	Adopted Budget	Current Month Actual	Encumbrances	Actual	Budget - Actual	% Used/Rec'd
Program 917 - Washtenaw County Tech Consortium						
Account Type Revenue						
Function 0000 - Revenue	725,321.00	3,824.49	.00	13,210.71	712,110.29	2
Account Type Revenue Totals	\$725,321.00	\$3,824.49	\$0.00	\$13,210.71	\$712,110.29	2%
Account Type Expense						
Function 1284 - Non-Instr Technology Services	631,984.00	13,375.55	68,337.92	62,451.04	501,195.04	21
Account Type Expense Totals	\$631,984.00	\$13,375.55	\$68,337.92	\$62,451.04	\$501,195.04	21%
Program 917 - Washtenaw County Tech Consortium Totals	\$93,337.00	(\$9,551.06)	(\$68,337.92)	(\$49,240.33)	\$210,915.25	-19%

Function Code	Adopted Budget	Current Month Actual	Encumbrances	Actual	Budget - Actual	% Used/Rec'd
Program 918 - New World Software						
Account Type Revenue						
Function 0000 - Revenue	292,748.00	2,248.95	.00	6,813.45	285,934.55	2
Account Type Revenue Totals	\$292,748.00	\$2,248.95	\$0.00	\$6,813.45	\$285,934.55	2%
Account Type Expense						
Function 1284 - Non-Instr Technology Services	289,345.00	3,784.80	46,500.00	198,071.08	44,773.92	85
Account Type Expense Totals	\$289,345.00	\$3,784.80	\$46,500.00	\$198,071.08	\$44,773.92	85%
Program 918 - New World Software Totals	\$3,403.00	(\$1,535.85)	(\$46,500.00)	(\$191,257.63)	\$241,160.63	-82%

Function Code	Adopted Budget	Current Month Actual	Encumbrances	Actual	Budget - Actual	% Used/Rec'd
Program 919 - Medicaid Programs						
Account Type Revenue						
Function 0000 - Revenue	7,640,302.00	632,233.08	.00	1,900,084.65	5,740,217.35	25
Account Type Revenue Totals	\$7,640,302.00	\$632,233.08	\$0.00	\$1,900,084.65	\$5,740,217.35	25%
Account Type Expense						
Function 1213 - Health Services	19,590.00	505.00	19,495.00	505.00	(410.00)	102
Function 1226 - SupervisionDirection of Instr Staff	275,023.00	11,016.08	1,658.26	33,035.00	240,329.74	13
Function 1231 - Board of Education	4,728.00	.00	.00	.00	4,728.00	0
Function 1283 - Staff/Personnel Services	2,566.00	.00	.00	.00	2,566.00	0
Function 1284 - Non-Instr Technology Services	20,540.00	5,312.96	.00	5,312.96	15,227.04	26
Function 1411 - Pmts to Other Mich Publ Schools	6,272,738.00	.00	.00	.00	6,272,738.00	0
Function 1641 - Fund Modif to GE Cap Proj	.00	.00	.00	.00	.00	0
Account Type Expense Totals	\$6,595,185.00	\$16,834.04	\$21,153.26	\$38,852.96	\$6,535,178.78	1%
Program 919 - Medicaid Programs Totals	\$1,045,117.00	\$615,399.04	(\$21,153.26)	\$1,861,231.69	(\$794,961.43)	24%
Revenue Totals	\$25,907,898.00	\$1,794,471.56	\$0.00	\$5,587,888.01	\$20,407,896.99	21%
Expense Totals	\$24,504,081.00	\$1,068,804.19	\$342,652.43	\$2,220,703.06	\$22,035,067.51	10%
Fund 27 - Cooperative Activities Fund Totals	\$1,403,817.00	\$725,667.37	(\$342,652.43)	\$3,367,184.95	(\$1,627,170.52)	
Revenue Totals	\$25,907,898.00	\$1,794,471.56	\$0.00	\$5,587,888.01	\$20,407,896.99	21%
Expense Totals	\$24,504,081.00	\$1,068,804.19	\$342,652.43	\$2,220,703.06	\$22,035,067.51	10%
Grand Totals	\$1,403,817.00	\$725,667.37	(\$342,652.43)	\$3,367,184.95	(\$1,627,170.52)	

G/L Account Number	Account Description	Amended Budget	Current Month Actual	Encumbrances	Actual	Budget - Actual	% Used/Rec'd
Program 000 - Unassigned							
Account Type Revenue							
Function 0000 - Revenue							
27.0151.0000.0000.0000.0000.0000	Earnings on Investments and Deposits	.00	.00	.00	.00	.00	+++
27.0192.0000.0000.9864.000000.0000	Private Sources (Contributions)	.00	.00	.00	.00	.00	+++
27.0312.0000.0000.2083.000000.0000	Restricted State Revenues Received as Grants	50,000.00	.00	.00	.00	50,000.00	0
27.0312.0000.0000.2734.000000.0000	Restricted State Revenues Received as Grants	80,082.00	.00	.00	10,802.52	69,279.48	13
27.0312.0070.0000.3491.000000.0000	LAWMASC State aid	.00	.00	.00	.00	.00	+++
27.0312.0070.0000.3494.000000.0000	LAWMASC State aid	6,455.00	.00	.00	6,455.01	(.01)	100
27.0518.0000.0000.0000.000000.0000	Compensation Rec'd in Pmt of Srvc Prvided to Other Public School	988,287.00	.00	.00	.00	988,287.00	0
Function 0000 - Revenue Totals		\$1,124,824.00	\$0.00	\$0.00	\$17,257.53	\$1,107,566.47	2%
Account Type Revenue Totals		\$1,124,824.00	\$0.00	\$0.00	\$17,257.53	\$1,107,566.47	2%
Account Type Expense							
Function 1113 - High School							
27.1113.2310.0000.0000.000000.0000	Tuition	5,000.00	.00	.00	.00	5,000.00	0
27.1113.2390.0000.2734.000000.0000	Other Special Allowances	80,082.00	.00	.00	.00	80,082.00	0
27.1113.3210.0000.3490.000000.0000	Regular Duty Travel	.00	.00	.00	.00	.00	+++
27.1113.3220.0000.9864.000000.0000	Workshops and Conf Travel	.00	.00	.00	.00	.00	+++
27.1113.5110.0000.9864.000000.0000	Teaching/Testing Supplies	.00	.00	.00	.00	.00	+++
Function 1113 - High School Totals		\$85,082.00	\$0.00	\$0.00	\$0.00	\$85,082.00	0%
Function 1226 - SupervisionDirection of Instr Staff							
27.1226.1160.0000.0000.000000.0000	Supervision/Direction-Staff	138,853.00	11,571.08	.00	34,713.24	104,139.76	25
27.1226.1620.0000.0000.000000.0000	Secretary-Clerical-Bookkeeper	60,000.00	5,000.00	.00	15,000.00	45,000.00	25
27.1226.2110.0000.0000.000000.0000	Group Life	88.00	7.20	.00	21.60	66.40	25
27.1226.2120.0000.0000.000000.0000	Group Disability	408.00	33.90	.00	101.70	306.30	25
27.1226.2130.0000.0000.000000.0000	Group Health and Accident	35,522.00	2,891.20	.00	8,673.60	26,848.40	24
27.1226.2140.0000.0000.000000.0000	Dental Health Care	3,136.00	261.28	.00	783.84	2,352.16	25
27.1226.2150.0000.0000.000000.0000	Vision Care	740.00	61.60	.00	184.80	555.20	25
27.1226.2820.0000.0000.000000.0000	Contribution to State and Local Retirement Funds	97,717.00	8,143.04	.00	24,429.12	73,287.88	25
27.1226.2830.0000.0000.000000.0000	Employer Social Security	15,213.00	1,193.54	.00	3,580.60	11,632.40	24
27.1226.3150.0000.0000.000000.0000	Management Services	350,000.00	25,949.09	.00	17,936.16	332,063.84	5
27.1226.3170.0000.0000.000000.0000	Legal Services	105,000.00	.00	.00	.00	105,000.00	0
27.1226.3190.0000.0000.000000.0000	Other Prof & Technical Services	5,000.00	.00	.00	.00	5,000.00	0
27.1226.3210.0000.0000.000000.0000	Regular Duty Travel	750.00	.00	.00	.00	750.00	0
27.1226.3220.0000.0000.000000.0000	Workshops and Conf Travel	4,000.00	.00	.00	.00	4,000.00	0
27.1226.3430.0000.0000.000000.0000	Mail/Postage Serv	.00	.00	.00	.00	.00	+++
27.1226.3610.0000.0000.000000.0000	Printing Serv	200.00	.00	.00	.00	200.00	0
27.1226.5910.0000.0000.000000.0000	Office Supplies	1,000.00	.00	.00	5.29	994.71	1
27.1226.6420.0000.0000.000000.0000	Capital-New Equip <\$5000	3,000.00	.00	.00	.00	3,000.00	0
27.1226.7410.0000.0000.000000.0000	Dues and Fees	750.00	.00	.00	.00	750.00	0
27.1226.7910.0000.0000.000000.0000	Misc Expenditures	2,000.00	.00	.00	.00	2,000.00	0
Function 1226 - SupervisionDirection of Instr Staff Totals		\$823,377.00	\$55,111.93	\$0.00	\$105,429.95	\$717,947.05	13%
Function 1249 - Other School Administration							
27.1249.5990.0000.0000.000000.0000	Misc. Supp & Matls	25,000.00	.00	.00	.00	25,000.00	0
Function 1249 - Other School Administration Totals		\$25,000.00	\$0.00	\$0.00	\$0.00	\$25,000.00	0%
Function 1252 - Fiscal Services							
27.1252.1310.0000.0000.000000.0000	Accounting	.00	2,116.58	.00	6,349.74	(6,349.74)	+++
27.1252.2110.0000.0000.000000.0000	Group Life	.00	6.12	.00	18.36	(18.36)	+++
27.1252.2120.0000.0000.000000.0000	Group Disability	.00	4.40	.00	13.20	(13.20)	+++
27.1252.2130.0000.0000.000000.0000	Group Health and Accident	.00	388.04	.00	1,164.12	(1,164.12)	+++
27.1252.2140.0000.0000.000000.0000	Dental Health Care	.00	.00	.00	.00	.00	+++
27.1252.2150.0000.0000.000000.0000	Vision Care	.00	15.38	.00	46.14	(46.14)	+++
27.1252.2820.0000.0000.000000.0000	Contribution to State and Local Retirement Funds	.00	1,040.08	.00	3,120.24	(3,120.24)	+++
27.1252.2830.0000.0000.000000.0000	Employer Social Security	.00	111.55	.00	334.65	(334.65)	+++

G/L Account Number	Account Description	Amended Budget	Current Month Actual	Encumbrances	Actual	Budget - Actual	% Used/Rec'd
27.1252.3220.000.0000.0000.0000	Workshops and Conf Travel	.00	.00	.00	.00	.00	+++
27.1252.3410.000.0000.0000.0000	Telephone Serv	.00	24.98	.00	74.94	(74.94)	+++
Function 1252 - Fiscal Services Totals		\$0.00	\$3,707.13	\$0.00	\$11,121.39	(\$11,121.39)	+++
Function 1283 - Staff/Personnel Services							
27.1283.3120.000.0000.0000.0000	Employee Training & Devel Serv	5,000.00	.00	.00	.00	5,000.00	0
27.1283.3190.000.0000.0000.0000	Other Prof & Technical Services	3,500.00	.00	.00	.00	3,500.00	0
27.1283.3510.000.0000.0000.0000	Advertisement Serv	25,000.00	2,000.00	.00	2,000.00	23,000.00	8
Function 1283 - Staff/Personnel Services Totals		\$33,500.00	\$2,000.00	\$0.00	\$2,000.00	\$31,500.00	6%
Function 1284 - Non-Instr Technology Services							
27.1284.1510.000.0000.0000.0000	Information Management	62,300.00	5,191.66	.00	15,574.98	46,725.02	25
27.1284.2110.000.0000.0000.0000	Group Life	44.00	3.60	.00	10.80	33.20	25
27.1284.2120.000.0000.0000.0000	Group Disability	158.00	13.14	.00	39.42	118.58	25
27.1284.2820.000.0000.0000.0000	Contribution to State and Local Retirement Funds	26,641.00	2,219.96	.00	6,659.88	19,981.12	25
27.1284.2830.000.0000.0000.0000	Employer Social Security	4,767.00	397.17	.00	1,191.48	3,575.52	25
27.1284.3220.000.0000.0000.0000	Workshops and Conf Travel	500.00	.00	.00	.00	500.00	0
27.1284.3450.000.0000.0000.0000	Software Lic/Agmts Serv	15,000.00	.00	(4,125.40)	8,827.84	10,297.56	31
Function 1284 - Non-Instr Technology Services Totals		\$109,410.00	\$7,825.53	(\$4,125.40)	\$32,304.40	\$81,231.00	26%
Function 1391 - Other Community Services							
27.1391.5990.000.0000.0000.0000	Misc. Supp & Matls	2,000.00	.00	.00	.00	2,000.00	0
Function 1391 - Other Community Services Totals		\$2,000.00	\$0.00	\$0.00	\$0.00	\$2,000.00	0%
Function 1511 - Debt Service - Long Term Only - Principal							
27.1511.7190.000.0000.0000.0000	Other LT Debt Principal	40,000.00	1,911.00	.00	5,733.00	34,267.00	14
Function 1511 - Debt Service - Long Term Only - Principal Totals		\$40,000.00	\$1,911.00	\$0.00	\$5,733.00	\$34,267.00	14%
Account Type Expense Totals		\$1,118,369.00	\$70,555.59	(\$4,125.40)	\$156,588.74	\$965,905.66	14%
Program 000 - Unassigned Totals		\$6,455.00	(\$70,555.59)	\$4,125.40	(\$139,331.21)	\$141,660.81	-12%

G/L Account Number	Account Description	Amended Budget	Current Month Actual	Encumbrances	Actual	Budget - Actual	% Used/Rec'd
Program 910 - WIHI - IB Program							
Account Type Revenue							
Function 0000 - Revenue							
27.0151.0000.910.0000.00000.0000	Earnings on Investments and Deposits	.00	.00	.00	.00	.00	+++
27.0192.0000.910.9868.00000.0000	Private Sources (Contributions)	155.00	.00	.00	155.77	(.77)	100
27.0312.0000.910.2083.00000.0000	Restricted State Revenues Received as Grants	500,000.00	.00	.00	.00	500,000.00	0
27.0511.0000.910.0000.81010.0000	Tuition Payments Received from Other Public Schools	1,133,272.00	92,036.63	.00	276,109.89	857,162.11	24
27.0511.0000.910.0000.81020.0000	Tuition Payments Received from Other Public Schools	5,243,784.00	415,305.80	.00	1,245,917.40	3,997,866.60	24
27.0511.0000.910.0000.81040.0000	Tuition Payments Received from Other Public Schools	9,604.00	760.63	.00	2,281.89	7,322.11	24
27.0511.0000.910.0000.81070.0000	Tuition Payments Received from Other Public Schools	470,596.00	38,792.30	.00	116,376.90	354,219.10	25
27.0511.0000.910.0000.81080.0000	Tuition Payments Received from Other Public Schools	.00	.00	.00	.00	.00	+++
27.0511.0000.910.0000.81100.0000	Tuition Payments Received from Other Public Schools	48,020.00	3,803.17	.00	11,409.51	36,610.49	24
27.0511.0000.910.0000.81120.0000	Tuition Payments Received from Other Public Schools	182,476.00	14,452.03	.00	43,356.09	139,119.91	24
27.0511.0000.910.0000.81140.0000	Tuition Payments Received from Other Public Schools	.00	.00	.00	.00	.00	+++
Function 0000 - Revenue Totals		\$7,587,907.00	\$565,150.56	\$0.00	\$1,695,607.45	\$5,892,299.55	22%
Account Type Revenue Totals		\$7,587,907.00	\$565,150.56	\$0.00	\$1,695,607.45	\$5,892,299.55	22%
Account Type Expense							
Function 1112 - Middle/Junior High							
27.1112.1240.910.0000.00000.0000	Teaching	811,684.00	44,883.35	.00	44,883.35	766,800.65	6
27.1112.2110.910.0000.00000.0000	Group Life	2,144.00	28.01	.00	27.42	2,116.58	1
27.1112.2120.910.0000.00000.0000	Group Disability	2,192.00	102.10	.00	100.59	2,091.41	5
27.1112.2130.910.0000.00000.0000	Group Health and Accident	116,857.00	6,459.42	.00	6,365.35	110,491.65	5
27.1112.2140.910.0000.00000.0000	Dental Health Care	11,182.00	607.76	.00	600.58	10,581.42	5
27.1112.2150.910.0000.00000.0000	Vision Care	2,739.00	144.32	.00	142.57	2,596.43	5
27.1112.2390.910.0000.00000.0000	Other Special Allowances	.00	134.00	.00	134.00	(134.00)	+++
27.1112.2820.910.0000.00000.0000	Contribution to State and Local Retirement Funds	389,947.00	21,516.43	.00	21,516.03	368,430.97	6
27.1112.2830.910.0000.00000.0000	Employer Social Security	62,110.00	3,281.85	.00	3,161.95	58,948.05	5
Function 1112 - Middle/Junior High Totals		\$1,398,855.00	\$77,157.24	\$0.00	\$76,931.84	\$1,321,923.16	5%
Function 1113 - High School							
27.1113.1240.910.0000.00000.0000	Teaching	1,664,994.00	154,014.28	.00	181,138.09	1,483,855.91	11
27.1113.1920.910.0000.00000.0000	Professional-Education	129,600.00	5,000.00	.00	5,000.00	124,600.00	4
27.1113.1920.910.3494.00000.0000	Professional-Education	1,500.00	.00	.00	.00	1,500.00	0
27.1113.2110.910.0000.00000.0000	Group Life	1,139.00	99.42	.00	111.20	1,027.80	10
27.1113.2120.910.0000.00000.0000	Group Disability	4,035.00	382.61	.00	519.39	3,515.61	13
27.1113.2130.910.0000.00000.0000	Group Health and Accident	251,461.00	18,601.07	.00	20,547.42	230,913.58	8
27.1113.2140.910.0000.00000.0000	Dental Health Care	21,310.00	1,738.91	.00	1,899.27	19,410.73	9
27.1113.2150.910.0000.00000.0000	Vision Care	5,095.00	403.85	.00	447.00	4,648.00	9
27.1113.2390.910.0000.00000.0000	Other Special Allowances	.00	66.00	.00	66.00	(66.00)	+++
27.1113.2820.910.0000.00000.0000	Contribution to State and Local Retirement Funds	853,319.00	74,854.33	.00	73,236.24	780,082.76	9
27.1113.2820.910.3494.00000.0000	Contribution to State and Local Retirement Funds	300.00	.00	.00	.00	300.00	0
27.1113.2830.910.0000.00000.0000	Employer Social Security	137,314.00	11,753.41	.00	13,046.80	124,267.20	10
27.1113.2830.910.3494.00000.0000	Employer Social Security	57.00	.00	.00	.00	57.00	0
27.1113.3190.910.0000.00000.0000	Other Prof & Technical Services	537.00	.00	.00	.00	537.00	0
27.1113.3210.910.0000.00000.0000	Regular Duty Travel	269.00	.00	.00	.00	269.00	0
27.1113.3210.910.3494.00000.0000	Regular Duty Travel	5,130.00	.00	.00	.00	5,130.00	0
27.1113.3220.910.0000.00000.0000	Workshops and Conf Travel	30,000.00	1,200.00	.00	1,200.00	28,800.00	4
27.1113.3450.910.0000.00000.0000	Software Lic/Agmts Serv	27,835.00	2,500.00	3,250.00	2,500.00	22,085.00	21
27.1113.3610.910.0000.00000.0000	Printing Serv	5,809.00	.00	.00	36.11	5,772.89	1
27.1113.4120.910.0000.00000.0000	Equip Repair Serv	537.00	.00	.00	.00	537.00	0
27.1113.4140.910.0000.00000.0000	Software Maint Agmts Serv	7,518.00	.00	.00	.00	7,518.00	0
27.1113.5110.910.0000.00000.0000	Teaching/Testing Supplies	60,000.00	1,745.18	5,088.02	4,534.20	50,377.78	16
27.1113.5210.910.0000.00000.0000	Textbook Supp	5,370.00	.00	.00	.00	5,370.00	0
27.1113.5990.910.3494.00000.0000	Misc. Supp & Matls	575.00	.00	.00	.00	575.00	0
27.1113.5990.910.9868.00000.0000	Misc. Supp & Matls	155.00	.00	.00	.00	155.00	0
27.1113.6420.910.0000.00000.0000	Capital-New Equip <\$5000	40,000.00	.00	.00	.00	40,000.00	0
27.1113.7410.910.0000.00000.0000	Dues and Fees	34,021.00	.00	.00	757.30	33,263.70	2

G/L Account Number	Account Description	Amended Budget	Current Month Actual	Encumbrances	Actual	Budget - Actual	% Used/Rec'd
27.1113.7410.910.3494.00000.0000	Dues and Fees	5,348.00	.00	.00	.00	5,348.00	0
Function 1113 - High School Totals		\$3,293,228.00	\$272,359.06	\$8,338.02	\$305,039.02	\$2,979,850.96	10%
Function 1212 - Guidance Services							
27.1212.1220.910.0000.00000.0000	Counseling	131,918.00	23,022.58	.00	23,022.58	108,895.42	17
27.1212.2110.910.0000.00000.0000	Group Life	88.00	12.60	.00	12.60	75.40	14
27.1212.2120.910.0000.00000.0000	Group Disability	305.00	50.18	.00	50.18	254.82	16
27.1212.2130.910.0000.00000.0000	Group Health and Accident	26,655.00	2,871.12	.00	2,871.12	23,783.88	11
27.1212.2140.910.0000.00000.0000	Dental Health Care	2,091.00	283.04	.00	283.04	1,807.96	14
27.1212.2150.910.0000.00000.0000	Vision Care	498.00	67.44	.00	67.44	430.56	14
27.1212.2820.910.0000.00000.0000	Contribution to State and Local Retirement Funds	62,582.00	10,918.47	.00	10,918.47	51,663.53	17
27.1212.2830.910.0000.00000.0000	Employer Social Security	10,093.00	1,657.24	.00	1,617.24	8,475.76	16
27.1212.3210.910.0000.00000.0000	Regular Duty Travel	269.00	.00	.00	.00	269.00	0
27.1212.3220.910.0000.00000.0000	Workshops and Conf Travel	2,062.00	.00	.00	.00	2,062.00	0
Function 1212 - Guidance Services Totals		\$236,561.00	\$38,882.67	\$0.00	\$38,842.67	\$197,718.33	16%
Function 1216 - Social Work Services							
27.1216.1440.910.0000.00000.0000	Social Work	118,226.00	.00	.00	(11,033.34)	129,259.34	-9
27.1216.2110.910.0000.00000.0000	Group Life	88.00	.00	.00	.00	88.00	0
27.1216.2120.910.0000.00000.0000	Group Disability	293.00	.00	.00	.00	293.00	0
27.1216.2130.910.0000.00000.0000	Group Health and Accident	24,242.00	.00	.00	.00	24,242.00	0
27.1216.2140.910.0000.00000.0000	Dental Health Care	1,777.00	.00	.00	.00	1,777.00	0
27.1216.2150.910.0000.00000.0000	Vision Care	425.00	.00	.00	.00	425.00	0
27.1216.2820.910.0000.00000.0000	Contribution to State and Local Retirement Funds	56,704.00	.00	.00	(5,291.58)	61,995.58	-9
27.1216.2830.910.0000.00000.0000	Employer Social Security	9,046.00	.00	.00	(844.05)	9,890.05	-9
27.1216.3210.910.0000.00000.0000	Regular Duty Travel	269.00	.00	.00	.00	269.00	0
27.1216.3220.910.0000.00000.0000	Workshops and Conf Travel	1,031.00	.00	.00	.00	1,031.00	0
Function 1216 - Social Work Services Totals		\$212,101.00	\$0.00	\$0.00	(\$17,168.97)	\$229,269.97	-8%
Function 1218 - Teacher Consultant							
27.1218.8220.910.0000.00000.0000	Pmt to Another Public School District for Serv	26,526.00	.00	.00	.00	26,526.00	0
Function 1218 - Teacher Consultant Totals		\$26,526.00	\$0.00	\$0.00	\$0.00	\$26,526.00	0%
Function 1219 - Other Pupil Support Serv							
27.1219.1290.910.0000.00000.0000	Other Professional Educational	.00	.00	.00	11,033.34	(11,033.34)	+++
27.1219.2820.910.0000.00000.0000	Contribution to State and Local Retirement Funds	.00	.00	.00	5,291.58	(5,291.58)	+++
27.1219.2830.910.0000.00000.0000	Employer Social Security	.00	.00	.00	844.06	(844.06)	+++
Function 1219 - Other Pupil Support Serv Totals		\$0.00	\$0.00	\$0.00	\$17,168.98	(\$17,168.98)	+++
Function 1221 - Improvement of Instruction							
27.1221.3110.910.0000.00000.0000	Instructional Services	907.00	.00	.00	.00	907.00	0
Function 1221 - Improvement of Instruction Totals		\$907.00	\$0.00	\$0.00	\$0.00	\$907.00	0%
Function 1226 - SupervisionDirection of Instr Staff							
27.1226.1620.910.0000.00000.0000	Secretary-Clerical-Bookkeeper	149,701.00	11,790.46	.00	35,096.02	114,604.98	23
27.1226.2110.910.0000.00000.0000	Group Life	132.00	9.00	.00	30.60	101.40	23
27.1226.2120.910.0000.00000.0000	Group Disability	372.00	24.59	.00	86.31	285.69	23
27.1226.2130.910.0000.00000.0000	Group Health and Accident	59,806.00	3,268.36	.00	13,003.84	46,802.16	22
27.1226.2140.910.0000.00000.0000	Dental Health Care	4,704.00	261.28	.00	1,045.12	3,658.88	22
27.1226.2150.910.0000.00000.0000	Vision Care	1,110.00	61.60	.00	246.40	863.60	22
27.1226.2820.910.0000.00000.0000	Contribution to State and Local Retirement Funds	70,728.00	5,642.04	.00	16,655.68	54,072.32	24
27.1226.2830.910.0000.00000.0000	Employer Social Security	11,456.00	857.03	.00	2,527.95	8,928.05	22
27.1226.3190.910.0000.00000.0000	Other Prof & Technical Services	250.00	.00	.00	.00	250.00	0
27.1226.3210.910.0000.00000.0000	Regular Duty Travel	261.00	.00	.00	.00	261.00	0
27.1226.3430.910.0000.00000.0000	Mail/Postage Serv	521.00	.00	.00	552.85	(31.85)	106
27.1226.3450.910.0000.00000.0000	Software Lic/Agmts Serv	2,500.00	.00	.00	.00	2,500.00	0
27.1226.3610.910.0000.00000.0000	Printing Serv	8,900.00	1,545.10	5,654.90	1,545.10	1,700.00	81
27.1226.4120.910.0000.00000.0000	Equip Repair Serv	250.00	.00	.00	.00	250.00	0
27.1226.5910.910.0000.00000.0000	Office Supplies	6,000.00	.00	.00	167.70	5,832.30	3

G/L Account Number	Account Description	Amended Budget	Current Month Actual	Encumbrances	Actual	Budget - Actual	% Used/Rec'd
27.1226.7910.910.0000.00000.0000	Misc Expenditures	1,001.00	.00	.00	.00	1,001.00	0
	Function 1226 - SupervisionDirection of Instr Staff Totals	\$317,692.00	\$23,459.46	\$5,654.90	\$70,957.57	\$241,079.53	24%
	Function 1241 - Office of the Principal						
27.1241.1160.910.0000.00000.0000	Supervision/Direction-Staff	239,450.00	19,954.16	.00	59,862.48	179,587.52	25
27.1241.2110.910.0000.00000.0000	Group Life	88.00	7.20	.00	21.60	66.40	25
27.1241.2120.910.0000.00000.0000	Group Disability	540.00	44.92	.00	134.76	405.24	25
27.1241.2130.910.0000.00000.0000	Group Health and Accident	7,162.00	582.86	.00	1,748.58	5,413.42	24
27.1241.2140.910.0000.00000.0000	Dental Health Care	2,091.00	174.18	.00	522.54	1,568.46	25
27.1241.2150.910.0000.00000.0000	Vision Care	498.00	41.42	.00	124.26	373.74	25
27.1241.2820.910.0000.00000.0000	Contribution to State and Local Retirement Funds	117,667.00	9,805.46	.00	29,416.38	88,250.62	25
27.1241.2830.910.0000.00000.0000	Employer Social Security	18,320.00	1,479.42	.00	4,437.36	13,882.64	24
27.1241.3210.910.0000.00000.0000	Regular Duty Travel	515.00	.00	.00	.00	515.00	0
27.1241.3220.910.0000.00000.0000	Workshops and Conf Travel	2,062.00	.00	.00	.00	2,062.00	0
27.1241.7410.910.0000.00000.0000	Dues and Fees	773.00	.00	.00	450.00	323.00	58
	Function 1241 - Office of the Principal Totals	\$389,166.00	\$32,089.62	\$0.00	\$96,717.96	\$292,448.04	25%
	Function 1249 - Other School Administration						
27.1249.5990.910.0000.00000.0000	Misc. Supp & Mats	25,773.00	.00	2,100.00	100.00	23,573.00	9
	Function 1249 - Other School Administration Totals	\$25,773.00	\$0.00	\$2,100.00	\$100.00	\$23,573.00	9%
	Function 1261 - Operating Buildings Services						
27.1261.3830.910.0000.00000.0000	Water Sewage Serv	.00	.00	.00	.00	.00	+++
27.1261.3840.910.0000.00000.0000	Waste/Trash Serv	.00	.00	.00	.00	.00	+++
27.1261.4110.910.0000.00000.0000	Building Repair Serv	211,340.00	17,570.00	163,396.00	30,995.54	16,948.46	92
27.1261.5510.910.0000.00000.0000	Natural Gas Supp	25,773.00	.00	.00	.00	25,773.00	0
27.1261.5520.910.0000.00000.0000	Electricity Supp	45,361.00	.00	.00	.00	45,361.00	0
27.1261.5990.910.0000.00000.0000	Misc. Supp & Mats	537.00	.00	.00	.00	537.00	0
	Function 1261 - Operating Buildings Services Totals	\$283,011.00	\$17,570.00	\$163,396.00	\$30,995.54	\$88,619.46	69%
	Function 1266 - Security Services						
27.1266.5990.910.0000.00000.0000	Misc. Supp & Mats	269.00	.00	.00	.00	269.00	0
	Function 1266 - Security Services Totals	\$269.00	\$0.00	\$0.00	\$0.00	\$269.00	0%
	Function 1271 - Pupil Transportation Services						
27.1271.3310.910.0000.00000.0000	Transportation Serv-Cont Carrier	.00	.00	.00	.00	.00	+++
	Function 1271 - Pupil Transportation Services Totals	\$0.00	\$0.00	\$0.00	\$0.00	\$0.00	+++
	Function 1284 - Non-Instr Technology Services						
27.1284.1510.910.0000.00000.0000	Information Management	58,301.00	4,858.34	.00	14,575.02	43,725.98	25
27.1284.2110.910.0000.00000.0000	Group Life	44.00	3.60	.00	10.80	33.20	25
27.1284.2120.910.0000.00000.0000	Group Disability	148.00	12.30	.00	36.90	111.10	25
27.1284.2130.910.0000.00000.0000	Group Health and Accident	7,162.00	582.86	.00	1,748.58	5,413.42	24
27.1284.2140.910.0000.00000.0000	Dental Health Care	523.00	43.54	.00	130.62	392.38	25
27.1284.2150.910.0000.00000.0000	Vision Care	128.00	10.62	.00	31.86	96.14	25
27.1284.2820.910.0000.00000.0000	Contribution to State and Local Retirement Funds	27,845.00	2,320.32	.00	6,960.96	20,884.04	25
27.1284.2830.910.0000.00000.0000	Employer Social Security	4,461.00	371.66	.00	1,114.99	3,346.01	25
27.1284.3450.910.0000.00000.0000	Software Lic/Agmts Serv	4,296.00	.00	.00	.00	4,296.00	0
	Function 1284 - Non-Instr Technology Services Totals	\$102,908.00	\$8,203.24	\$0.00	\$24,609.73	\$78,298.27	24%
	Function 1411 - Pmts to Other Mich Publ Schools						
27.1411.8510.910.0000.00000.0000	Sub-Grantee / Flow through Disbursements	494,144.00	.00	.00	.00	494,144.00	0
	Function 1411 - Pmts to Other Mich Publ Schools Totals	\$494,144.00	\$0.00	\$0.00	\$0.00	\$494,144.00	0%
	Function 1456 - Building Improvement Services						
27.1456.6450.910.0000.00000.0000	Capital-Repl Equip >\$5000	.00	.00	.00	.00	.00	+++
	Function 1456 - Building Improvement Services Totals	\$0.00	\$0.00	\$0.00	\$0.00	\$0.00	+++
	Function 1511 - Debt Service - Long Term Only - Principal						

G/L Account Number	Account Description	Amended Budget	Current Month Actual	Encumbrances	Actual	Budget - Actual	% Used/Rec'd
27.1511.7190.910.0000.00000.0000	Other LT Debt Principal	350,000.00	.00	.00	.00	350,000.00	0
	Function 1511 - Debt Service - Long Term Only - Principal Totals	\$350,000.00	\$0.00	\$0.00	\$0.00	\$350,000.00	0%
	Function 1611 - Fund Modif to General Ed Fund						
27.1611.9990.910.0000.00000.0000	Indirect Cost Recovery	26,496.00	.00	.00	.00	26,496.00	0
	Function 1611 - Fund Modif to General Ed Fund Totals	\$26,496.00	\$0.00	\$0.00	\$0.00	\$26,496.00	0%
	Function 1622 - Fund Modif to Special Ed Fund						
27.1622.9990.910.0000.00000.0000	Indirect Cost Recovery	139,103.00	.00	.00	.00	139,103.00	0
	Function 1622 - Fund Modif to Special Ed Fund Totals	\$139,103.00	\$0.00	\$0.00	\$0.00	\$139,103.00	0%
	Function 1647 - Fund Mod to WEOC						
27.1647.8110.910.0000.00000.0000	Fund Modifications	25,000.00	.00	.00	.00	25,000.00	0
	Function 1647 - Fund Mod to WEOC Totals	\$25,000.00	\$0.00	\$0.00	\$0.00	\$25,000.00	0%
	Account Type Expense Totals	\$7,321,740.00	\$469,721.29	\$179,488.92	\$644,194.34	\$6,498,056.74	11%
	Program 910 - WIHI - IB Program Totals	\$266,167.00	\$95,429.27	(\$179,488.92)	\$1,051,413.11	(\$605,757.19)	11%

G/L Account Number	Account Description	Amended Budget	Current Month Actual	Encumbrances	Actual	Budget - Actual	% Used/Rec'd
Program 913 - ECA Program							
Account Type Revenue							
Function 0000 - Revenue							
27.0151.0000.913.0000.00000.0000	Earnings on Investments and Deposits	20,900.00	4,866.38	.00	14,743.23	6,156.77	71
27.0192.0000.913.9865.00000.0000	Private Sources (Contributions)	.00	.00	.00	.00	.00	+++
27.0312.0000.913.2083.00000.0000	Restricted State Revenues Received as Grants	250,000.00	.00	.00	.00	250,000.00	0
27.0511.0000.913.0000.00000.0000	Tuition Payments Received from Other Public Schools	209,022.00	.00	.00	3,029.42	205,992.58	1
27.0511.0000.913.0000.81010.0000	Tuition Payments Received from Other Public Schools	837,900.00	65,414.47	.00	196,243.41	641,656.59	23
27.0511.0000.913.0000.81020.0000	Tuition Payments Received from Other Public Schools	1,117,200.00	90,515.37	.00	271,546.11	845,653.89	24
27.0511.0000.913.0000.81040.0000	Tuition Payments Received from Other Public Schools	65,170.00	3,042.53	.00	9,127.59	56,042.41	14
27.0511.0000.913.0000.81050.0000	Tuition Payments Received from Other Public Schools	93,100.00	.00	.00	73,020.80	20,079.20	78
27.0511.0000.913.0000.81070.0000	Tuition Payments Received from Other Public Schools	1,117,200.00	87,472.83	.00	262,418.49	854,781.51	23
27.0511.0000.913.0000.81080.0000	Tuition Payments Received from Other Public Schools	167,580.00	13,691.40	.00	41,074.20	126,505.80	25
27.0511.0000.913.0000.81100.0000	Tuition Payments Received from Other Public Schools	465,500.00	35,749.77	.00	107,249.31	358,250.69	23
27.0511.0000.913.0000.81120.0000	Tuition Payments Received from Other Public Schools	325,850.00	24,340.27	.00	73,020.81	252,829.19	22
27.0511.0000.913.0000.81140.0000	Tuition Payments Received from Other Public Schools	121,030.00	9,888.23	.00	29,664.69	91,365.31	25
27.0511.0000.913.0000.82430.0000	Tuition Payments Received from Other Public Schools	451,576.00	.00	.00	.00	451,576.00	0
Function 0000 - Revenue Totals		\$5,242,028.00	\$334,981.25	\$0.00	\$1,081,138.06	\$4,160,889.94	21%
Account Type Revenue Totals		\$5,242,028.00	\$334,981.25	\$0.00	\$1,081,138.06	\$4,160,889.94	21%
Account Type Expense							
Function 1113 - High School							
27.1113.1240.913.0000.00000.0000	Teaching	1,127,520.00	93,959.28	.00	103,269.12	1,024,250.88	9
27.1113.1630.913.0000.00000.0000	Aides	.00	.00	.00	.00	.00	+++
27.1113.1920.913.0000.00000.0000	Professional-Education	54,984.00	.00	.00	.00	54,984.00	0
27.1113.2110.913.0000.00000.0000	Group Life	748.00	61.20	.00	68.40	679.60	9
27.1113.2120.913.0000.00000.0000	Group Disability	2,703.00	256.11	.00	337.17	2,365.83	12
27.1113.2130.913.0000.00000.0000	Group Health and Accident	189,679.00	15,385.52	.00	15,359.20	174,319.80	8
27.1113.2140.913.0000.00000.0000	Dental Health Care	14,740.00	1,271.48	.00	1,293.25	13,446.75	9
27.1113.2150.913.0000.00000.0000	Vision Care	3,509.00	302.56	.00	307.87	3,201.13	9
27.1113.2820.913.0000.00000.0000	Contribution to State and Local Retirement Funds	565,275.00	45,029.40	.00	47,669.83	517,605.17	8
27.1113.2830.913.0000.00000.0000	Employer Social Security	90,477.00	6,738.89	.00	6,546.29	83,930.71	7
27.1113.3190.913.0000.00000.0000	Other Prof & Technical Services	1,119,492.00	.00	.00	.00	1,119,492.00	0
27.1113.3210.913.0000.00000.0000	Regular Duty Travel	269.00	.00	.00	.00	269.00	0
27.1113.3220.913.0000.00000.0000	Workshops and Conf Travel	6,122.00	.00	.00	350.00	5,772.00	6
27.1113.3450.913.0000.00000.0000	Software Lic/Agmts Serv	7,237.00	.00	.00	1,965.15	5,271.85	27
27.1113.3610.913.0000.00000.0000	Printing Serv	20,640.00	4,064.14	.00	11,113.90	9,526.10	54
27.1113.3710.913.0000.00000.0000	Tuition Services	10,103.00	.00	.00	1,650.00	8,453.00	16
27.1113.5110.913.0000.00000.0000	Teaching/Testing Supplies	128,866.00	14,281.75	.00	22,593.55	106,272.45	18
27.1113.5990.913.0000.00000.0000	Misc. Supp & Matls	19,867.00	400.00	.00	400.00	19,467.00	2
27.1113.5990.913.9865.00000.0000	Misc. Supp & Matls	.00	.00	.00	.00	.00	+++
27.1113.6420.913.0000.00000.0000	Capital-New Equip <\$5000	2,062.00	.00	.00	.00	2,062.00	0
27.1113.6460.913.0000.00000.0000	Capital-Repl Equip <\$5000	1,546.00	.00	.00	.00	1,546.00	0
Function 1113 - High School Totals		\$3,365,839.00	\$181,750.33	\$0.00	\$212,923.73	\$3,152,915.27	6%
Function 1212 - Guidance Services							
27.1212.1220.913.0000.00000.0000	Counseling	156,600.00	13,050.00	.00	39,150.00	117,450.00	25
27.1212.1920.913.0000.00000.0000	Professional-Education	.00	.00	.00	.00	.00	+++
27.1212.2110.913.0000.00000.0000	Group Life	88.00	7.20	.00	21.60	66.40	25
27.1212.2120.913.0000.00000.0000	Group Disability	386.00	32.10	.00	96.30	289.70	25
27.1212.2130.913.0000.00000.0000	Group Health and Accident	41,134.00	3,347.96	.00	10,043.88	31,090.12	24
27.1212.2140.913.0000.00000.0000	Dental Health Care	3,136.00	261.28	.00	783.84	2,352.16	25
27.1212.2150.913.0000.00000.0000	Vision Care	740.00	61.60	.00	184.80	555.20	25
27.1212.2820.913.0000.00000.0000	Contribution to State and Local Retirement Funds	76,956.00	6,412.78	.00	19,238.34	57,717.66	25
27.1212.2830.913.0000.00000.0000	Employer Social Security	11,982.00	921.12	.00	2,766.54	9,215.46	23
27.1212.3220.913.0000.00000.0000	Workshops and Conf Travel	1,568.00	.00	.00	.00	1,568.00	0
27.1212.7410.913.0000.00000.0000	Dues and Fees	833.00	.00	.00	.00	833.00	0
Function 1212 - Guidance Services Totals		\$293,423.00	\$24,094.04	\$0.00	\$72,285.30	\$221,137.70	25%

G/L Account Number	Account Description	Amended Budget	Current Month Actual	Encumbrances	Actual	Budget - Actual	% Used/Rec'd
Function 1216 - Social Work Services							
27.1216.1440.913.0000.00000.0000	Social Work	57,300.00	4,775.00	.00	4,775.00	52,525.00	8
27.1216.2110.913.0000.00000.0000	Group Life	44.00	3.60	.00	3.60	40.40	8
27.1216.2120.913.0000.00000.0000	Group Disability	141.00	11.68	.00	11.68	129.32	8
27.1216.2130.913.0000.00000.0000	Group Health and Accident	7,162.00	582.86	.00	582.86	6,579.14	8
27.1216.2140.913.0000.00000.0000	Dental Health Care	523.00	43.54	.00	43.54	479.46	8
27.1216.2150.913.0000.00000.0000	Vision Care	128.00	10.62	.00	10.62	117.38	8
27.1216.2820.913.0000.00000.0000	Contribution to State and Local Retirement Funds	27,483.00	2,290.12	.00	2,290.12	25,192.88	8
27.1216.2830.913.0000.00000.0000	Employer Social Security	4,384.00	365.31	.00	365.30	4,018.70	8
Function 1216 - Social Work Services Totals		\$97,165.00	\$8,082.73	\$0.00	\$8,082.72	\$89,082.28	8%
Function 1218 - Teacher Consultant							
27.1218.8220.913.0000.00000.0000	Pmt to Another Public School District for Serv	13,000.00	.00	.00	.00	13,000.00	0
Function 1218 - Teacher Consultant Totals		\$13,000.00	\$0.00	\$0.00	\$0.00	\$13,000.00	0%
Function 1226 - SupervisionDirection of Instr Staff							
27.1226.1170.913.0000.00000.0000	Program/Department Direction	80,676.00	15,717.75	.00	63,981.95	16,694.05	79
27.1226.1620.913.0000.00000.0000	Secretary-Clerical-Bookkeeper	68,300.00	5,691.66	.00	17,074.98	51,225.02	25
27.1226.2110.913.0000.00000.0000	Group Life	88.00	10.80	.00	32.40	55.60	37
27.1226.2120.913.0000.00000.0000	Group Disability	367.00	52.58	.00	157.74	209.26	43
27.1226.2130.913.0000.00000.0000	Group Health and Accident	7,162.00	1,961.00	.00	5,883.00	1,279.00	82
27.1226.2140.913.0000.00000.0000	Dental Health Care	1,777.00	252.54	.00	757.62	1,019.38	43
27.1226.2150.913.0000.00000.0000	Vision Care	425.00	60.10	.00	180.30	244.70	42
27.1226.2820.913.0000.00000.0000	Contribution to State and Local Retirement Funds	71,770.00	10,400.50	.00	39,522.28	32,247.72	55
27.1226.2830.913.0000.00000.0000	Employer Social Security	11,398.00	1,531.31	.00	5,842.43	5,555.57	51
27.1226.3150.913.0000.00000.0000	Management Services	2,686.00	.00	.00	.00	2,686.00	0
27.1226.3190.913.0000.00000.0000	Other Prof & Technical Services	6,788.00	.00	.00	1,833.00	4,955.00	27
27.1226.3210.913.0000.00000.0000	Regular Duty Travel	269.00	.00	.00	.00	269.00	0
27.1226.3220.913.0000.00000.0000	Workshops and Conf Travel	3,789.00	.00	.00	2,074.92	1,714.08	55
27.1226.3610.913.0000.00000.0000	Printing Serv	3,608.00	.00	.00	.00	3,608.00	0
27.1226.4120.913.0000.00000.0000	Equip Repair Serv	644.00	.00	.00	.00	644.00	0
27.1226.5910.913.0000.00000.0000	Office Supplies	7,216.00	.00	.00	1,238.78	5,977.22	17
27.1226.6420.913.0000.00000.0000	Capital-New Equip <\$5000	537.00	.00	.00	.00	537.00	0
27.1226.7410.913.0000.00000.0000	Dues and Fees	591.00	.00	.00	.00	591.00	0
27.1226.7910.913.0000.00000.0000	Misc Expenditures	4,845.00	2,088.00	8,820.00	3,016.00	(6,991.00)	244
Function 1226 - SupervisionDirection of Instr Staff Totals		\$272,936.00	\$37,766.24	\$8,820.00	\$141,595.40	\$122,520.60	55%
Function 1241 - Office of the Principal							
27.1241.1160.913.0000.00000.0000	Supervision/Direction-Staff	233,201.00	10,508.34	.00	13,858.36	219,342.64	6
27.1241.2110.913.0000.00000.0000	Group Life	88.00	3.60	.00	10.80	77.20	12
27.1241.2120.913.0000.00000.0000	Group Disability	535.00	22.46	.00	67.38	467.62	13
27.1241.2130.913.0000.00000.0000	Group Health and Accident	38,097.00	1,722.68	.00	5,168.04	32,928.96	14
27.1241.2140.913.0000.00000.0000	Dental Health Care	2,822.00	130.64	.00	391.92	2,430.08	14
27.1241.2150.913.0000.00000.0000	Vision Care	667.00	30.80	.00	92.40	574.60	14
27.1241.2820.913.0000.00000.0000	Contribution to State and Local Retirement Funds	114,596.00	5,163.80	.00	6,810.00	107,786.00	6
27.1241.2830.913.0000.00000.0000	Employer Social Security	17,842.00	746.11	.00	886.82	16,955.18	5
27.1241.3210.913.0000.00000.0000	Regular Duty Travel	967.00	.00	.00	.00	967.00	0
27.1241.3220.913.0000.00000.0000	Workshops and Conf Travel	4,124.00	.00	.00	.00	4,124.00	0
27.1241.7410.913.0000.00000.0000	Dues and Fees	1,262.00	.00	.00	.00	1,262.00	0
Function 1241 - Office of the Principal Totals		\$414,201.00	\$18,328.43	\$0.00	\$27,285.72	\$386,915.28	7%
Function 1249 - Other School Administration							
27.1249.5990.913.0000.00000.0000	Misc. Supp & Mats	25,505.00	.00	.00	(1,802.59)	27,307.59	-7
Function 1249 - Other School Administration Totals		\$25,505.00	\$0.00	\$0.00	(\$1,802.59)	\$27,307.59	-7%
Function 1259 - Other Business Services							
27.1259.7910.913.0000.00000.0000	Misc Expenditures	.00	.00	.00	.00	.00	+++
Function 1259 - Other Business Services Totals		\$0.00	\$0.00	\$0.00	\$0.00	\$0.00	+++

G/L Account Number	Account Description	Amended Budget	Current Month Actual	Encumbrances	Actual	Budget - Actual	% Used/Rec'd
Function 1271 - Pupil Transportation Services							
27.1271.3310.913.0000.00000.0000	Transportation Serv-Cont Carrier	5,155.00	.00	.00	.00	5,155.00	0
Function 1271 - Pupil Transportation Services Totals		\$5,155.00	\$0.00	\$0.00	\$0.00	\$5,155.00	0%
Function 1281 - Planning, Research and Evaluation							
27.1281.5910.913.0000.00000.0000	Office Supplies	11.00	.00	.00	.00	11.00	0
Function 1281 - Planning, Research and Evaluation Totals		\$11.00	\$0.00	\$0.00	\$0.00	\$11.00	0%
Function 1284 - Non-Instr Technology Services							
27.1284.1510.913.0000.00000.0000	Information Management	48,300.00	4,025.00	.00	12,075.00	36,225.00	25
27.1284.2110.913.0000.00000.0000	Group Life	44.00	3.60	.00	10.80	33.20	25
27.1284.2120.913.0000.00000.0000	Group Disability	118.00	9.82	.00	29.46	88.54	25
27.1284.2130.913.0000.00000.0000	Group Health and Accident	7,162.00	582.86	.00	1,748.58	5,413.42	24
27.1284.2140.913.0000.00000.0000	Dental Health Care	523.00	43.54	.00	130.62	392.38	25
27.1284.2150.913.0000.00000.0000	Vision Care	128.00	10.62	.00	31.86	96.14	25
27.1284.2820.913.0000.00000.0000	Contribution to State and Local Retirement Funds	23,070.00	1,922.36	.00	5,767.08	17,302.92	25
27.1284.2830.913.0000.00000.0000	Employer Social Security	3,696.00	307.24	.00	921.74	2,774.26	25
27.1284.3450.913.0000.00000.0000	Software Lic/Agmts Serv	4,381.00	.00	.00	.00	4,381.00	0
Function 1284 - Non-Instr Technology Services Totals		\$87,422.00	\$6,905.04	\$0.00	\$20,715.14	\$66,706.86	24%
Function 1411 - Pmts to Other Mich Publ Schools							
27.1411.8510.913.0000.00000.0000	Sub-Grantee / Flow through Disbursements	296,486.00	.00	.00	.00	296,486.00	0
Function 1411 - Pmts to Other Mich Publ Schools Totals		\$296,486.00	\$0.00	\$0.00	\$0.00	\$296,486.00	0%
Function 1599 - Miscellaneous Other Financing So							
27.1599.7190.913.0000.00000.0000	Other LT Debt Principal	280,508.00	.00	.00	.00	280,508.00	0
Function 1599 - Miscellaneous Other Financing So Totals		\$280,508.00	\$0.00	\$0.00	\$0.00	\$280,508.00	0%
Function 1611 - Fund Modif to General Ed Fund							
27.1611.9990.913.0000.00000.0000	Indirect Cost Recovery	19,421.00	.00	.00	.00	19,421.00	0
Function 1611 - Fund Modif to General Ed Fund Totals		\$19,421.00	\$0.00	\$0.00	\$0.00	\$19,421.00	0%
Function 1622 - Fund Modif to Special Ed Fund							
27.1622.9990.913.0000.00000.0000	Indirect Cost Recovery	101,958.00	.00	.00	.00	101,958.00	0
Function 1622 - Fund Modif to Special Ed Fund Totals		\$101,958.00	\$0.00	\$0.00	\$0.00	\$101,958.00	0%
Function 1647 - Fund Mod to WEOC							
27.1647.8110.913.0000.00000.0000	Fund Modifications	25,000.00	.00	.00	.00	25,000.00	0
Function 1647 - Fund Mod to WEOC Totals		\$25,000.00	\$0.00	\$0.00	\$0.00	\$25,000.00	0%
Account Type Expense Totals		\$5,298,030.00	\$276,926.81	\$8,820.00	\$481,085.42	\$4,808,124.58	9%
Program 913 - ECA Program Totals		(\$56,002.00)	\$58,054.44	(\$8,820.00)	\$600,052.64	(\$647,234.64)	11%

G/L Account Number	Account Description	Amended Budget	Current Month Actual	Encumbrances	Actual	Budget - Actual	% Used/Rec'd
Program 915 - WAVE Program							
Account Type Revenue							
Function 0000 - Revenue							
27.0151.0000.915.0000.0000.0000	Earnings on Investments and Deposits	6,750.00	1,791.54	.00	5,427.67	1,322.33	80
27.0192.0000.915.9861.0000.0000	Private Sources (Contributions)	1,000.00	.00	.00	1,000.00	.00	100
27.0192.0000.915.9868.0000.0000	Private Sources (Contributions)	195.00	.00	.00	195.22	(.22)	100
27.0192.0000.915.9899.0000.0000	Private Sources (Contributions)	.00	.00	.00	.00	.00	+++
27.0192.0000.915.9915.0000.0000	Private Sources (Contributions)	.00	.00	.00	40,000.00	(40,000.00)	+++
27.0199.0000.915.0000.0000.0000	Miscellaneous Local Revenues	.00	.00	.00	535.00	(535.00)	+++
27.0312.0000.915.2083.0000.0000	Restricted State Revenues Received as Grants	200,000.00	.00	.00	.00	200,000.00	0
27.0511.0000.915.0000.81010.0000	Tuition Payments Received from Other Public Schools	316,540.00	25,861.53	.00	77,584.59	238,955.41	25
27.0511.0000.915.0000.81020.0000	Tuition Payments Received from Other Public Schools	940,310.00	77,204.28	.00	231,612.84	708,697.16	25
27.0511.0000.915.0000.81040.0000	Tuition Payments Received from Other Public Schools	55,860.00	4,563.80	.00	13,691.40	42,168.60	25
27.0511.0000.915.0000.81050.0000	Tuition Payments Received from Other Public Schools	65,170.00	.00	.00	63,893.20	1,276.80	98
27.0511.0000.915.0000.81070.0000	Tuition Payments Received from Other Public Schools	893,760.00	73,020.80	.00	219,062.40	674,697.60	25
27.0511.0000.915.0000.81080.0000	Tuition Payments Received from Other Public Schools	186,200.00	15,212.67	.00	45,638.01	140,561.99	25
27.0511.0000.915.0000.81100.0000	Tuition Payments Received from Other Public Schools	484,120.00	40,123.41	.00	120,370.23	363,749.77	25
27.0511.0000.915.0000.81120.0000	Tuition Payments Received from Other Public Schools	186,200.00	14,452.03	.00	43,356.09	142,843.91	23
27.0511.0000.915.0000.81140.0000	Tuition Payments Received from Other Public Schools	46,550.00	3,803.17	.00	11,409.51	35,140.49	25
Function 0000 - Revenue Totals		\$3,382,655.00	\$256,033.23	\$0.00	\$873,776.16	\$2,508,878.84	26%
Function 0192 - MI Ctr Youth Justice Wave Grant							
27.0192.0000.915.9745.00405.0000	Private Sources (Contributions)	.00	.00	.00	.00	.00	+++
Function 0192 - MI Ctr Youth Justice Wave Grant Totals		\$0.00	\$0.00	\$0.00	\$0.00	\$0.00	+++
Account Type Revenue Totals		\$3,382,655.00	\$256,033.23	\$0.00	\$873,776.16	\$2,508,878.84	26%
Account Type Expense							
Function 1112 - Middle/Junior High							
27.1112.1240.915.0000.0000.0000	Teaching	154,646.00	9,866.34	.00	29,599.02	125,046.98	19
27.1112.1920.915.0000.0000.0000	Professional-Education	.00	1,500.00	.00	1,500.00	(1,500.00)	+++
27.1112.2110.915.0000.0000.0000	Group Life	88.00	5.66	.00	16.98	71.02	19
27.1112.2120.915.0000.0000.0000	Group Disability	367.00	23.06	.00	69.18	297.82	19
27.1112.2130.915.0000.0000.0000	Group Health and Accident	28,220.00	2,049.98	.00	6,149.94	22,070.06	22
27.1112.2140.915.0000.0000.0000	Dental Health Care	2,091.00	155.46	.00	466.38	1,624.62	22
27.1112.2150.915.0000.0000.0000	Vision Care	498.00	36.86	.00	110.58	387.42	22
27.1112.2820.915.0000.0000.0000	Contribution to State and Local Retirement Funds	72,206.00	5,290.38	.00	14,482.74	57,723.26	20
27.1112.2830.915.0000.0000.0000	Employer Social Security	11,832.00	811.29	.00	2,224.16	9,607.84	19
27.1112.3210.915.0000.0000.0000	Regular Duty Travel	515.00	.00	.00	.00	515.00	0
27.1112.3220.915.0000.0000.0000	Workshops and Conf Travel	2,577.00	.00	.00	.00	2,577.00	0
27.1112.5110.915.0000.0000.0000	Teaching/Testing Supplies	5,670.00	.00	.00	.00	5,670.00	0
27.1112.5210.915.0000.0000.0000	Textbook Supp	515.00	.00	.00	.00	515.00	0
27.1112.6420.915.9915.0000.0000	Capital-New Equip <\$5000	.00	.00	.00	.00	.00	+++
27.1112.6460.915.0000.0000.0000	Capital-Repl Equip <\$5000	1,031.00	.00	.00	.00	1,031.00	0
27.1112.7910.915.0000.0000.0000	Misc Expenditures	515.00	.00	.00	.00	515.00	0
Function 1112 - Middle/Junior High Totals		\$280,771.00	\$19,739.03	\$0.00	\$54,618.98	\$226,152.02	19%
Function 1113 - High School							
27.1113.1240.915.0000.0000.0000	Teaching	817,823.00	68,101.22	.00	194,702.16	623,120.84	24
27.1113.1240.915.9915.0000.0000	Teaching	.00	.00	.00	.00	.00	+++
27.1113.1920.915.0000.0000.0000	Professional-Education	45,000.00	.00	.00	3,175.00	41,825.00	7
27.1113.1920.915.9915.0000.0000	Professional-Education	.00	.00	.00	(6,000.00)	6,000.00	+++
27.1113.2110.915.0000.0000.0000	Group Life	2,002.00	34.82	.00	99.64	1,902.36	5
27.1113.2120.915.0000.0000.0000	Group Disability	1,766.00	163.03	.00	473.95	1,292.05	27
27.1113.2130.915.0000.0000.0000	Group Health and Accident	133,864.00	9,920.23	.00	29,177.40	104,686.60	22
27.1113.2140.915.0000.0000.0000	Dental Health Care	9,835.00	733.17	.00	2,155.12	7,679.88	22
27.1113.2150.915.0000.0000.0000	Vision Care	2,489.00	181.28	.00	533.22	1,955.78	21
27.1113.2820.915.0000.0000.0000	Contribution to State and Local Retirement Funds	413,931.00	31,636.21	.00	96,430.98	317,500.02	23
27.1113.2820.915.9915.0000.0000	Contribution to State and Local Retirement Funds	.00	.00	.00	(1,925.40)	1,925.40	+++
27.1113.2830.915.0000.0000.0000	Employer Social Security	66,023.00	4,985.80	.00	14,433.50	51,589.50	22

G/L Account Number	Account Description	Amended Budget	Current Month Actual	Encumbrances	Actual	Budget - Actual	% Used/Rec'd
27.1113.2830.915.9915.00000.0000	Employer Social Security	.00	.00	.00	(459.00)	459.00	+++
27.1113.3190.915.0000.00000.0000	Other Prof & Technical Services	269.00	.00	.00	.00	269.00	0
27.1113.3210.915.0000.00000.0000	Regular Duty Travel	269.00	.00	.00	.00	269.00	0
27.1113.3220.915.0000.00000.0000	Workshops and Conf Travel	4,639.00	.00	.00	.00	4,639.00	0
27.1113.3450.915.0000.00000.0000	Software Lic/Agmts Serv	2,784.00	.00	.00	.00	2,784.00	0
27.1113.3610.915.0000.00000.0000	Printing Serv	284.00	.00	315.70	121.98	(153.68)	154
27.1113.3710.915.0000.00000.0000	Tuition Services	15,000.00	.00	.00	.00	15,000.00	0
27.1113.3710.915.9861.00000.0000	Tuition Services	.00	.00	.00	.00	.00	+++
27.1113.4140.915.0000.00000.0000	Software Maint Agmts Serv	2,784.00	.00	1,544.95	.00	1,239.05	55
27.1113.5110.915.0000.00000.0000	Teaching/Testing Supplies	1,649.00	.00	.00	.00	1,649.00	0
27.1113.5110.915.9915.00000.0000	Teaching/Testing Supplies	.00	.00	.00	.00	.00	+++
27.1113.5210.915.0000.00000.0000	Textbook Supp	806.00	.00	.00	.00	806.00	0
27.1113.5990.915.9745.00405.0000	Misc. Supp & Matls	.00	.00	.00	.00	.00	+++
27.1113.5990.915.9899.00000.0000	Misc. Supp & Matls	.00	.00	.00	.00	.00	+++
27.1113.6420.915.0000.00000.0000	Capital-New Equip <\$5000	15,464.00	.00	13,904.55	.00	1,559.45	90
27.1113.6460.915.0000.00000.0000	Capital-Repl Equip <\$5000	1,546.00	.00	.00	.00	1,546.00	0
27.1113.7910.915.0000.00000.0000	Misc Expenditures	1,031.00	.00	.00	.00	1,031.00	0
Function 1113 - High School Totals		\$1,539,258.00	\$115,755.76	\$15,765.20	\$332,918.55	\$1,190,574.25	23%
Function 1212 - Guidance Services							
27.1212.1220.915.0000.00000.0000	Counseling	153,748.00	12,812.32	.00	38,436.96	115,311.04	25
27.1212.1920.915.0000.00000.0000	Professional-Education	.00	.00	.00	1,000.00	(1,000.00)	+++
27.1212.2110.915.0000.00000.0000	Group Life	88.00	7.20	.00	21.60	66.40	25
27.1212.2120.915.0000.00000.0000	Group Disability	376.00	31.20	.00	93.60	282.40	25
27.1212.2130.915.0000.00000.0000	Group Health and Accident	23,987.00	1,952.36	.00	5,857.08	18,129.92	24
27.1212.2140.915.0000.00000.0000	Dental Health Care	1,777.00	148.04	.00	444.12	1,332.88	25
27.1212.2150.915.0000.00000.0000	Vision Care	425.00	35.36	.00	106.08	318.92	25
27.1212.2820.915.0000.00000.0000	Contribution to State and Local Retirement Funds	75,554.00	6,296.00	.00	19,379.40	56,174.60	26
27.1212.2830.915.0000.00000.0000	Employer Social Security	11,764.00	903.18	.00	2,783.72	8,980.28	24
27.1212.3220.915.0000.00000.0000	Workshops and Conf Travel	2,577.00	.00	.00	.00	2,577.00	0
27.1212.6420.915.9868.00000.0000	Capital-New Equip <\$5000	195.00	.00	.00	.00	195.00	0
27.1212.7410.915.0000.00000.0000	Dues and Fees	269.00	.00	.00	.00	269.00	0
Function 1212 - Guidance Services Totals		\$270,760.00	\$22,185.66	\$0.00	\$68,122.56	\$202,637.44	25%
Function 1216 - Social Work Services							
27.1216.1440.915.0000.00000.0000	Social Work	70,418.00	2,992.76	.00	8,978.28	61,439.72	13
27.1216.2110.915.0000.00000.0000	Group Life	44.00	1.84	.00	5.52	38.48	13
27.1216.2120.915.0000.00000.0000	Group Disability	166.00	7.02	.00	21.06	144.94	13
27.1216.2390.915.0000.00000.0000	Other Special Allowances	.00	510.00	.00	510.00	(510.00)	+++
27.1216.2820.915.0000.00000.0000	Contribution to State and Local Retirement Funds	32,415.00	1,392.54	.00	4,177.62	28,237.38	13
27.1216.2830.915.0000.00000.0000	Employer Social Security	5,388.00	228.95	.00	686.84	4,701.16	13
27.1216.3210.915.0000.00000.0000	Regular Duty Travel	269.00	.00	.00	.00	269.00	0
27.1216.3220.915.0000.00000.0000	Workshops and Conf Travel	1,546.00	.00	.00	.00	1,546.00	0
Function 1216 - Social Work Services Totals		\$110,246.00	\$5,133.11	\$0.00	\$14,379.32	\$95,866.68	13%
Function 1218 - Teacher Consultant							
27.1218.8220.915.0000.00000.0000	Pmt to Another Public School District for Serv	51,575.00	.00	.00	.00	51,575.00	0
Function 1218 - Teacher Consultant Totals		\$51,575.00	\$0.00	\$0.00	\$0.00	\$51,575.00	0%
Function 1221 - Improvement of Instruction							
27.1221.3120.915.0000.00000.0000	Employee Training & Devel Serv	2,793.00	.00	.00	.00	2,793.00	0
Function 1221 - Improvement of Instruction Totals		\$2,793.00	\$0.00	\$0.00	\$0.00	\$2,793.00	0%
Function 1222 - Educational Media Services							
27.1222.1260.915.0000.00000.0000	Instructional Media	.00	.00	.00	.00	.00	+++
27.1222.2110.915.0000.00000.0000	Group Life	.00	.00	.00	.00	.00	+++
27.1222.2120.915.0000.00000.0000	Group Disability	.00	.00	.00	.00	.00	+++
27.1222.2130.915.0000.00000.0000	Group Health and Accident	.00	.00	.00	.00	.00	+++
27.1222.2140.915.0000.00000.0000	Dental Health Care	.00	.00	.00	.00	.00	+++

G/L Account Number	Account Description	Amended Budget	Current Month Actual	Encumbrances	Actual	Budget - Actual	% Used/Rec'd
27.1222.2150.915.0000.00000.0000	Vision Care	.00	.00	.00	.00	.00	+++
27.1222.2820.915.0000.00000.0000	Contribution to State and Local Retirement Funds	.00	.00	.00	.00	.00	+++
27.1222.2830.915.0000.00000.0000	Employer Social Security	.00	.00	.00	.00	.00	+++
Function 1222 - Educational Media Services Totals		\$0.00	\$0.00	\$0.00	\$0.00	\$0.00	+++
Function 1225 - Instructional Technology							
27.1225.3190.915.0000.00000.0000	Other Prof & Technical Services	537.00	.00	.00	.00	537.00	0
27.1225.3450.915.0000.00000.0000	Software Lic/Agmts Serv	25,773.00	.00	.00	9,500.00	16,273.00	37
27.1225.3490.915.0000.00000.0000	Other Communic Serv	73,025.00	7,303.67	6,712.53	14,179.88	52,132.59	29
27.1225.4120.915.0000.00000.0000	Equip Repair Serv	537.00	.00	.00	.00	537.00	0
27.1225.4140.915.0000.00000.0000	Software Maint Agmts Serv	537.00	.00	.00	.00	537.00	0
Function 1225 - Instructional Technology Totals		\$100,409.00	\$7,303.67	\$6,712.53	\$23,679.88	\$70,016.59	30%
Function 1226 - SupervisionDirection of Instr Staff							
27.1226.1170.915.0000.00000.0000	Program/Department Direction	111,000.00	4,625.00	.00	13,875.00	97,125.00	13
27.1226.1620.915.0000.00000.0000	Secretary-Clerical-Bookkeeper	108,600.00	9,050.00	.00	27,150.00	81,450.00	25
27.1226.1920.915.0000.00000.0000	Professional-Education	.00	.00	.00	1,500.00	(1,500.00)	+++
27.1226.2110.915.0000.00000.0000	Group Life	132.00	9.00	.00	27.00	105.00	20
27.1226.2120.915.0000.00000.0000	Group Disability	521.00	32.72	.00	98.16	422.84	19
27.1226.2130.915.0000.00000.0000	Group Health and Accident	.00	.00	.00	.00	.00	+++
27.1226.2140.915.0000.00000.0000	Dental Health Care	2,013.00	261.28	.00	783.84	1,229.16	39
27.1226.2150.915.0000.00000.0000	Vision Care	370.00	30.80	.00	92.40	277.60	25
27.1226.2820.915.0000.00000.0000	Contribution to State and Local Retirement Funds	107,914.00	6,719.93	.00	20,896.88	87,017.12	19
27.1226.2830.915.0000.00000.0000	Employer Social Security	16,802.00	997.36	.00	3,103.42	13,698.58	18
27.1226.3190.915.0000.00000.0000	Other Prof & Technical Services	2,416.00	.00	.00	.00	2,416.00	0
27.1226.3210.915.0000.00000.0000	Regular Duty Travel	269.00	.00	.00	.00	269.00	0
27.1226.3220.915.0000.00000.0000	Workshops and Conf Travel	5,155.00	.00	.00	.00	5,155.00	0
27.1226.3430.915.0000.00000.0000	Mail/Postage Serv	269.00	10.35	.00	10.35	258.65	4
27.1226.3610.915.0000.00000.0000	Printing Serv	323.00	51.17	.00	68.89	254.11	21
27.1226.5910.915.0000.00000.0000	Office Supplies	6,186.00	.00	.00	1,030.45	5,155.55	17
27.1226.5990.915.0000.00000.0000	Misc. Supp & Matls	3,093.00	.00	.00	.00	3,093.00	0
27.1226.6420.915.0000.00000.0000	Capital-New Equip <\$5000	2,577.00	.00	.00	.00	2,577.00	0
27.1226.7410.915.0000.00000.0000	Dues and Fees	773.00	.00	.00	.00	773.00	0
Function 1226 - SupervisionDirection of Instr Staff Totals		\$368,413.00	\$21,787.61	\$0.00	\$68,636.39	\$299,776.61	19%
Function 1249 - Other School Administration							
27.1249.5990.915.0000.00000.0000	Misc. Supp & Matls	1,546.00	.00	.00	.00	1,546.00	0
Function 1249 - Other School Administration Totals		\$1,546.00	\$0.00	\$0.00	\$0.00	\$1,546.00	0%
Function 1271 - Pupil Transportation Services							
27.1271.3310.915.0000.00000.0000	Transportation Serv-Cont Carrier	2,686.00	.00	.00	.00	2,686.00	0
27.1271.3310.915.9861.00000.0000	Transportation Serv-Cont Carrier	1,000.00	.00	.00	.00	1,000.00	0
27.1271.5990.915.9868.00000.0000	Misc. Supp & Matls	.00	.00	.00	.00	.00	+++
Function 1271 - Pupil Transportation Services Totals		\$3,686.00	\$0.00	\$0.00	\$0.00	\$3,686.00	0%
Function 1283 - Staff/Personnel Services							
27.1283.3220.915.0000.00000.0000	Workshops and Conf Travel	1,665.00	.00	.00	.00	1,665.00	0
Function 1283 - Staff/Personnel Services Totals		\$1,665.00	\$0.00	\$0.00	\$0.00	\$1,665.00	0%
Function 1284 - Non-Instr Technology Services							
27.1284.1590.915.0000.00000.0000	Other Technical	58,981.00	4,915.08	.00	14,745.24	44,235.76	25
27.1284.2110.915.0000.00000.0000	Group Life	44.00	3.60	.00	10.80	33.20	25
27.1284.2120.915.0000.00000.0000	Group Disability	145.00	12.04	.00	36.12	108.88	25
27.1284.2130.915.0000.00000.0000	Group Health and Accident	7,055.00	574.22	.00	1,722.66	5,332.34	24
27.1284.2140.915.0000.00000.0000	Dental Health Care	523.00	43.54	.00	130.62	392.38	25
27.1284.2150.915.0000.00000.0000	Vision Care	128.00	10.62	.00	31.86	96.14	25
27.1284.2820.915.0000.00000.0000	Contribution to State and Local Retirement Funds	28,984.00	2,415.26	.00	7,245.78	21,738.22	25
27.1284.2830.915.0000.00000.0000	Employer Social Security	4,513.00	362.91	.00	1,088.72	3,424.28	24
27.1284.3450.915.0000.00000.0000	Software Lic/Agmts Serv	5,155.00	.00	.00	.00	5,155.00	0

G/L Account Number	Account Description	Amended Budget	Current Month Actual	Encumbrances	Actual	Budget - Actual	% Used/Rec'd
	Function 1284 - Non-Instr Technology Services Totals	\$105,528.00	\$8,337.27	\$0.00	\$25,011.80	\$80,516.20	24%
	Function 1411 - Pmts to Other Mich Publ Schools						
27.1411.8510.915.0000.00000.0000	Sub-Grantee / Flow through Disbursements	197,657.00	.00	.00	.00	197,657.00	0
	Function 1411 - Pmts to Other Mich Publ Schools Totals	\$197,657.00	\$0.00	\$0.00	\$0.00	\$197,657.00	0%
	Function 1511 - Debt Service - Long Term Only - Principal						
27.1511.7190.915.0000.00000.0000	Other LT Debt Principal	208,368.00	17,364.00	.00	52,092.00	156,276.00	25
	Function 1511 - Debt Service - Long Term Only - Principal Totals	\$208,368.00	\$17,364.00	\$0.00	\$52,092.00	\$156,276.00	25%
	Function 1611 - Fund Modif to General Ed Fund						
27.1611.9990.915.0000.00000.0000	Indirect Cost Recovery	12,175.00	.00	.00	.00	12,175.00	0
	Function 1611 - Fund Modif to General Ed Fund Totals	\$12,175.00	\$0.00	\$0.00	\$0.00	\$12,175.00	0%
	Function 1622 - Fund Modif to Special Ed Fund						
27.1622.9990.915.0000.00000.0000	Indirect Cost Recovery	63,920.00	.00	.00	.00	63,920.00	0
	Function 1622 - Fund Modif to Special Ed Fund Totals	\$63,920.00	\$0.00	\$0.00	\$0.00	\$63,920.00	0%
	Function 1647 - Fund Mod to WEOC						
27.1647.8110.915.0000.00000.0000	Fund Modifications	25,000.00	.00	.00	.00	25,000.00	0
	Function 1647 - Fund Mod to WEOC Totals	\$25,000.00	\$0.00	\$0.00	\$0.00	\$25,000.00	0%
	Account Type Expense Totals	\$3,343,770.00	\$217,606.11	\$22,477.73	\$639,459.48	\$2,681,832.79	20%
	Program 915 - WAVE Program Totals	\$38,885.00	\$38,427.12	(\$22,477.73)	\$234,316.68	(\$172,953.95)	6%

G/L Account Number	Account Description	Amended Budget	Current Month Actual	Encumbrances	Actual	Budget - Actual	% Used/Rec'd
Program 917 - Washtenaw County Tech Consortium							
Account Type Revenue							
Function 0000 - Revenue							
27.0151.0000.917.0000.00000.0000	Earnings on Investments and Deposits	24,000.00	3,824.49	.00	11,586.71	12,413.29	48
27.0518.0000.917.0000.00000.0000	Compensation Rec'd in Pmt of Srvc Provided to Other Public School	5,491.00	.00	.00	.00	5,491.00	0
27.0518.0000.917.0000.81010.0000	Compensation Rec'd in Pmt of Srvc Provided to Other Public School	289,952.00	.00	.00	.00	289,952.00	0
27.0518.0000.917.0000.81020.0000	Compensation Rec'd in Pmt of Srvc Provided to Other Public School	70,148.00	.00	.00	.00	70,148.00	0
27.0518.0000.917.0000.81040.0000	Compensation Rec'd in Pmt of Srvc Provided to Other Public School	43,681.00	.00	.00	.00	43,681.00	0
27.0518.0000.917.0000.81050.0000	Compensation Rec'd in Pmt of Srvc Provided to Other Public School	64,182.00	.00	.00	1,624.00	62,558.00	3
27.0518.0000.917.0000.81070.0000	Compensation Rec'd in Pmt of Srvc Provided to Other Public School	67,013.00	.00	.00	.00	67,013.00	0
27.0518.0000.917.0000.81080.0000	Compensation Rec'd in Pmt of Srvc Provided to Other Public School	14,668.00	.00	.00	.00	14,668.00	0
27.0518.0000.917.0000.81100.0000	Compensation Rec'd in Pmt of Srvc Provided to Other Public School	36,423.00	.00	.00	.00	36,423.00	0
27.0518.0000.917.0000.81120.0000	Compensation Rec'd in Pmt of Srvc Provided to Other Public School	92,682.00	.00	.00	.00	92,682.00	0
27.0518.0000.917.0000.81140.0000	Compensation Rec'd in Pmt of Srvc Provided to Other Public School	12,293.00	.00	.00	.00	12,293.00	0
27.0518.0000.917.0000.81901.0000	Compensation Rec'd in Pmt of Srvc Provided to Other Public School	4,788.00	.00	.00	.00	4,788.00	0
Function 0000 - Revenue Totals		\$725,321.00	\$3,824.49	\$0.00	\$13,210.71	\$712,110.29	2%
Account Type Revenue Totals		\$725,321.00	\$3,824.49	\$0.00	\$13,210.71	\$712,110.29	2%
Account Type Expense							
Function 1284 - Non-Instr Technology Services							
27.1284.1170.917.0000.00000.0000	Program/Department Direction	.00	.00	.00	.00	.00	+++
27.1284.1510.917.0000.00000.0000	Information Management	208,966.00	7,916.03	.00	26,543.22	182,422.78	13
27.1284.1920.917.0000.00000.0000	Professional-Education	.00	.00	.00	1,646.33	(1,646.33)	+++
27.1284.2110.917.0000.00000.0000	Group Life	1,641.00	20.34	.00	74.50	1,566.50	5
27.1284.2120.917.0000.00000.0000	Group Disability	684.00	17.56	.00	63.92	620.08	9
27.1284.2130.917.0000.00000.0000	Group Health and Accident	34,362.00	.00	.00	717.52	33,644.48	2
27.1284.2140.917.0000.00000.0000	Dental Health Care	3,435.00	132.06	.00	448.34	2,986.66	13
27.1284.2150.917.0000.00000.0000	Vision Care	838.00	31.18	.00	105.86	732.14	13
27.1284.2820.917.0000.00000.0000	Contribution to State and Local Retirement Funds	99,503.00	3,623.45	.00	13,824.57	85,678.43	14
27.1284.2830.917.0000.00000.0000	Employer Social Security	16,225.00	612.76	.00	2,134.67	14,090.33	13
27.1284.2920.917.0000.00000.0000	Cash in Lieu of Benefits	2,501.00	210.68	.00	632.04	1,868.96	25
27.1284.3190.917.0000.00000.0000	Other Prof & Technical Services	23,829.00	.00	.00	.00	23,829.00	0
27.1284.4190.917.0000.00000.0000	Other Repair & Maint Serv	240,000.00	811.49	68,337.92	16,260.07	155,402.01	35
Function 1284 - Non-Instr Technology Services Totals		\$631,984.00	\$13,375.55	\$68,337.92	\$62,451.04	\$501,195.04	21%
Account Type Expense Totals		\$631,984.00	\$13,375.55	\$68,337.92	\$62,451.04	\$501,195.04	21%
Program 917 - Washtenaw County Tech Consortium Totals		\$93,337.00	(\$9,551.06)	(\$68,337.92)	(\$49,240.33)	\$210,915.25	-19%

G/L Account Number	Account Description	Amended Budget	Current Month Actual	Encumbrances	Actual	Budget - Actual	% Used/Rec'd
Program 918 - New World Software							
Account Type Revenue							
Function 0000 - Revenue							
27.0151.0000.918.0000.00000.0000	Earnings on Investments and Deposits	9,000.00	2,248.95	.00	6,813.45	2,186.55	76
27.0519.0000.918.0000.00000.0000	Other Distributions Received from Other Public Schools	40,080.00	.00	.00	.00	40,080.00	0
27.0519.0000.918.0000.81010.0000	Other Distributions Received from Other Public Schools	104,580.00	.00	.00	.00	104,580.00	0
27.0519.0000.918.0000.81020.0000	Other Distributions Received from Other Public Schools	22,564.00	.00	.00	.00	22,564.00	0
27.0519.0000.918.0000.81040.0000	Other Distributions Received from Other Public Schools	14,540.00	.00	.00	.00	14,540.00	0
27.0519.0000.918.0000.81050.0000	Other Distributions Received from Other Public Schools	21,188.00	.00	.00	.00	21,188.00	0
27.0519.0000.918.0000.81070.0000	Other Distributions Received from Other Public Schools	22,049.00	.00	.00	.00	22,049.00	0
27.0519.0000.918.0000.81080.0000	Other Distributions Received from Other Public Schools	4,998.00	.00	.00	.00	4,998.00	0
27.0519.0000.918.0000.81100.0000	Other Distributions Received from Other Public Schools	12,050.00	.00	.00	.00	12,050.00	0
27.0519.0000.918.0000.81120.0000	Other Distributions Received from Other Public Schools	30,441.00	.00	.00	.00	30,441.00	0
27.0519.0000.918.0000.81140.0000	Other Distributions Received from Other Public Schools	4,081.00	.00	.00	.00	4,081.00	0
27.0519.0000.918.0000.81901.0000	Other Distributions Received from Other Public Schools	1,518.00	.00	.00	.00	1,518.00	0
27.0519.0000.918.0000.81903.0000	Other Distributions Received from Other Public Schools	5,659.00	.00	.00	.00	5,659.00	0
Function 0000 - Revenue Totals		\$292,748.00	\$2,248.95	\$0.00	\$6,813.45	\$285,934.55	2%
Account Type Revenue Totals		\$292,748.00	\$2,248.95	\$0.00	\$6,813.45	\$285,934.55	2%
Account Type Expense							
Function 1284 - Non-Instr Technology Services							
27.1284.1510.918.0000.00000.0000	Information Management	40,738.00	.00	.00	252.99	40,485.01	1
27.1284.1920.918.0000.00000.0000	Professional-Education	.00	.00	.00	131.71	(131.71)	+++
27.1284.2110.918.0000.00000.0000	Group Life	106.00	.00	.00	1.08	104.92	1
27.1284.2120.918.0000.00000.0000	Group Disability	92.00	.00	.00	.88	91.12	1
27.1284.2130.918.0000.00000.0000	Group Health and Accident	4,825.00	.00	.00	57.40	4,767.60	1
27.1284.2140.918.0000.00000.0000	Dental Health Care	618.00	.00	.00	4.20	613.80	1
27.1284.2150.918.0000.00000.0000	Vision Care	147.00	.00	.00	1.00	146.00	1
27.1284.2820.918.0000.00000.0000	Contribution to State and Local Retirement Funds	18,889.00	.00	.00	226.40	18,662.60	1
27.1284.2830.918.0000.00000.0000	Employer Social Security	3,195.00	.00	.00	25.96	3,169.04	1
27.1284.2920.918.0000.00000.0000	Cash in Lieu of Benefits	901.00	.00	.00	.00	901.00	0
27.1284.3190.918.0000.00000.0000	Other Prof & Technical Services	.00	3,784.80	46,500.00	3,784.80	(50,284.80)	+++
27.1284.4140.918.0000.00000.0000	Software Maint Agmts Serv	183,195.00	.00	.00	193,584.66	(10,389.66)	106
27.1284.6450.918.0000.00000.0000	Capital-Repl Equip >\$5000	36,639.00	.00	.00	.00	36,639.00	0
Function 1284 - Non-Instr Technology Services Totals		\$289,345.00	\$3,784.80	\$46,500.00	\$198,071.08	\$44,773.92	85%
Account Type Expense Totals		\$289,345.00	\$3,784.80	\$46,500.00	\$198,071.08	\$44,773.92	85%
Program 918 - New World Software Totals		\$3,403.00	(\$1,535.85)	(\$46,500.00)	(\$191,257.63)	\$241,160.63	-82%

G/L Account Number	Account Description	Amended Budget	Current Month Actual	Encumbrances	Actual	Budget - Actual	% Used/Rec'd
Program 919 - Medicaid Programs							
Account Type Revenue							
Function 0000 - Revenue							
27.0151.0000.919.0000.00000.0000	Earnings on Investments and Deposits	998,250.00	114,328.08	.00	346,369.65	651,880.35	35
27.0181.0000.919.0000.00000.0000	Revenue from Community Service Activities	6,108,000.00	517,905.00	.00	1,553,715.00	4,554,285.00	25
27.0181.0000.919.0000.10920.0000	Revenue from Community Service Activities	200,365.00	.00	.00	.00	200,365.00	0
27.0312.0000.919.2083.00000.0000	Restricted State Revenues Received as Grants	33,687.00	.00	.00	.00	33,687.00	0
27.0412.0000.919.0000.10919.0000	Unrestricted Received from Federal Government Through State	300,000.00	.00	.00	.00	300,000.00	0
Function 0000 - Revenue Totals		\$7,640,302.00	\$632,233.08	\$0.00	\$1,900,084.65	\$5,740,217.35	25%
Account Type Revenue Totals		\$7,640,302.00	\$632,233.08	\$0.00	\$1,900,084.65	\$5,740,217.35	25%
Account Type Expense							
Function 1213 - Health Services							
27.1213.3130.919.0000.00000.0000	Pupil Services	19,590.00	505.00	19,495.00	505.00	(410.00)	102
Function 1213 - Health Services Totals		\$19,590.00	\$505.00	\$19,495.00	\$505.00	(\$410.00)	102%
Function 1226 - SupervisionDirection of Instr Staff							
27.1226.1620.919.0000.00000.0000	Secretary-Clerical-Bookkeeper	98,163.00	5,891.16	.00	17,673.48	80,489.52	18
27.1226.1620.919.0000.10919.0000	Secretary-Clerical-Bookkeeper	10,395.00	.00	.00	.00	10,395.00	0
27.1226.1790.919.0000.00000.0000	Other Special Payments	.00	.00	.00	.00	.00	+++
27.1226.2110.919.0000.00000.0000	Group Life	1,395.00	16.08	.00	48.24	1,346.76	3
27.1226.2110.919.0000.10919.0000	Group Life	401.00	.00	.00	.00	401.00	0
27.1226.2120.919.0000.00000.0000	Group Disability	346.00	13.94	.00	41.82	304.18	12
27.1226.2120.919.0000.10919.0000	Group Disability	60.00	.00	.00	.00	60.00	0
27.1226.2130.919.0000.00000.0000	Group Health and Accident	37,507.00	1,666.98	.00	5,000.94	32,506.06	13
27.1226.2130.919.0000.10919.0000	Group Health and Accident	5,676.00	.00	.00	.00	5,676.00	0
27.1226.2140.919.0000.00000.0000	Dental Health Care	2,922.00	130.64	.00	391.92	2,530.08	13
27.1226.2140.919.0000.10919.0000	Dental Health Care	451.00	.00	.00	.00	451.00	0
27.1226.2150.919.0000.00000.0000	Vision Care	712.00	30.80	.00	92.40	619.60	13
27.1226.2150.919.0000.10919.0000	Vision Care	114.00	.00	.00	.00	114.00	0
27.1226.2820.919.0000.00000.0000	Contribution to State and Local Retirement Funds	47,315.00	2,814.30	.00	8,442.90	38,872.10	18
27.1226.2820.919.0000.10919.0000	Contribution to State and Local Retirement Funds	5,109.00	.00	.00	.00	5,109.00	0
27.1226.2830.919.0000.00000.0000	Employer Social Security	7,519.00	441.83	.00	1,325.47	6,193.53	18
27.1226.2830.919.0000.10919.0000	Employer Social Security	796.00	.00	.00	.00	796.00	0
27.1226.2990.919.0000.00000.0000	Other Benefits	.00	.00	.00	.00	.00	+++
27.1226.3210.919.0000.00000.0000	Regular Duty Travel	50.00	.00	.00	.00	50.00	0
27.1226.3430.919.0000.00000.0000	Mail/Postage Serv	150.00	10.35	.00	17.83	132.17	12
27.1226.4140.919.0000.00000.0000	Software Maint Agmts Serv	55,272.00	.00	1,658.26	.00	53,613.74	3
27.1226.5990.919.0000.00000.0000	Misc. Supp & Matis	145.00	.00	.00	.00	145.00	0
27.1226.6460.919.0000.00000.0000	Capital-Repl Equip <\$5000	525.00	.00	.00	.00	525.00	0
Function 1226 - SupervisionDirection of Instr Staff Totals		\$275,023.00	\$11,016.08	\$1,658.26	\$33,035.00	\$240,329.74	13%
Function 1231 - Board of Education							
27.1231.3180.919.0000.00000.0000	Audit Services	4,728.00	.00	.00	.00	4,728.00	0
Function 1231 - Board of Education Totals		\$4,728.00	\$0.00	\$0.00	\$0.00	\$4,728.00	0%
Function 1283 - Staff/Personnel Services							
27.1283.3220.919.0000.00000.0000	Workshops and Conf Travel	594.00	.00	.00	.00	594.00	0
27.1283.3220.919.0000.10919.0000	Workshops and Conf Travel	1,972.00	.00	.00	.00	1,972.00	0
Function 1283 - Staff/Personnel Services Totals		\$2,566.00	\$0.00	\$0.00	\$0.00	\$2,566.00	0%
Function 1284 - Non-Instr Technology Services							
27.1284.3160.919.0000.10919.0000	Management Info Services	20,540.00	5,312.96	.00	5,312.96	15,227.04	26
Function 1284 - Non-Instr Technology Services Totals		\$20,540.00	\$5,312.96	\$0.00	\$5,312.96	\$15,227.04	26%
Function 1411 - Pmts to Other Mich Publ Schools							
27.1411.8510.919.0000.00000.0000	Sub-Grantee / Flow through Disbursements	6,000,000.00	.00	.00	.00	6,000,000.00	0
27.1411.8510.919.0000.10919.0000	Sub-Grantee / Flow through Disbursements	272,738.00	.00	.00	.00	272,738.00	0
Function 1411 - Pmts to Other Mich Publ Schools Totals		\$6,272,738.00	\$0.00	\$0.00	\$0.00	\$6,272,738.00	0%

G/L Account Number	Account Description	Amended Budget	Current Month Actual	Encumbrances	Actual	Budget - Actual	% Used/Rec'd
Function 1641 - Fund Modif to GE Cap Proj							
27.1641.8110.919.0000.00000.0000	Fund Modifications	.00	.00	.00	.00	.00	+++
	Function 1641 - Fund Modif to GE Cap Proj Totals	\$0.00	\$0.00	\$0.00	\$0.00	\$0.00	+++
	Account Type Expense Totals	\$6,595,185.00	\$16,834.04	\$21,153.26	\$38,852.96	\$6,535,178.78	1%
	Program 919 - Medicaid Programs Totals	\$1,045,117.00	\$615,399.04	(\$21,153.26)	\$1,861,231.69	(\$794,961.43)	24%
	Grand Totals	\$1,397,362.00	\$725,667.37	(\$342,652.43)	\$3,367,184.95	(\$1,627,170.52)	11%

**Washtenaw Intermediate School District
Investments
Sep-24**

General Education

Investment	Settlement Date	Maturity Date	Principal	Int. Rate
------------	-----------------	---------------	-----------	-----------

MILAF Investment

Cash Movement	Beginning Balance	in/(out)	Ending Balance
MILAF GE Investment Max	3,831,040.08	16,240.32	3,847,280.40
MILAF GE Investment Term	-	-	-

Special Education

Investment	Settlement Date	Maturity Date	Principal	Int. Rate
------------	-----------------	---------------	-----------	-----------

5/3 Bank cert of dep	6/8/2022	12/8/2022	\$ -	0.05%
Old National Bank	4/26/2024	1/26/2025	\$ 273,414.06	0.10%
			\$ 273,414.06	

Cash Movement	Beginning Balance	in/(out)	Ending Balance
Investments	\$ 273,414.06	\$ -	\$ 273,414.06
Comerica	\$ 2,944.20	\$ 12.01	\$ 2,956.21
MBIA	\$ 2,452.37	\$ 10.55	\$ 2,462.92
MILAF SE Investment Max	18,401,887.14	20,139,760.00	38,541,647.14
MILAF SE Investment Term	-	-	-
MILAF SUB Investment Max	2,066,287.45	(80,248.32)	1,986,039.13
MILAF Lunch Investment Max	6,503.14	27.57	6,530.71
MILAF COOP Investment Max	21,284,563.29	90,228.29	21,374,791.58
MILAF COOP Investment Term	-	-	-
MILAF 2019 School Bond Debt Retirement Investment Max	3,465,394.52	14,690.30	3,480,084.82
MILAF Capital Projects Investment Max	3,985,721.35	16,896.04	4,002,617.39
MILAF 2019 Bond Capital Projects Fund	4,464,203.59	18,924.39	4,483,127.98
MILAF Agency Investment	40,345.78	171.03	40,516.81
MILAF AP Investment Max	1,267,074.54	5,371.31	1,272,445.85

Payment Register

From Payment Date: 9/1/2024 - To Payment Date: 9/30/2024

Number	Date	Status	Void Reason	Reconciled/ Voided Date	Source	Payee Name	Transaction Amount	Reconciled Amount	Difference
AP - Accounts Payable MILAF									
Check									
214754	09/10/2024	Reconciled		09/30/2024	Accounts Payable	ABSOPURE WATER COMPANY, LLC	\$38.00	\$38.00	\$0.00
214755	09/10/2024	Reconciled		09/30/2024	Accounts Payable	ALBOKAI, AHMAD	\$225.00	\$225.00	\$0.00
214756	09/10/2024	Reconciled		09/30/2024	Accounts Payable	ALBOUM TRANSLATION SERVIES	\$1,222.98	\$1,222.98	\$0.00
214757	09/10/2024	Reconciled		09/30/2024	Accounts Payable	ALLOVA PRODUCTIONS	\$150.00	\$150.00	\$0.00
214758	09/10/2024	Reconciled		09/30/2024	Accounts Payable	ALTECH MECHANICAL SERVICES LLC	\$7,949.20	\$7,949.20	\$0.00
214759	09/10/2024	Reconciled		09/30/2024	Accounts Payable	ANN ARBOR OBSERVER COMPANY	\$887.40	\$887.40	\$0.00
214760	09/10/2024	Reconciled		09/30/2024	Accounts Payable	AT&T	\$269.94	\$269.94	\$0.00
214761	09/10/2024	Reconciled		09/30/2024	Accounts Payable	AT&T MOBILITY	\$7,033.73	\$7,033.73	\$0.00
214762	09/10/2024	Reconciled		09/30/2024	Accounts Payable	BATTERIES PLUS	\$148.95	\$148.95	\$0.00
214763	09/10/2024	Reconciled		09/30/2024	Accounts Payable	BERGERON, MISTY	\$3,000.00	\$3,000.00	\$0.00
214764	09/10/2024	Reconciled		09/30/2024	Accounts Payable	BOARD OF TRUSTEES OF MICHIGAN STATE UNIVERSITY	\$28,000.00	\$28,000.00	\$0.00
214765	09/10/2024	Reconciled		09/30/2024	Accounts Payable	BOSTON UNIVERSITY	\$3,825.00	\$3,825.00	\$0.00
214766	09/10/2024	Reconciled		09/30/2024	Accounts Payable	BROWNLEE, SENTRA	\$1,050.50	\$1,050.50	\$0.00
214767	09/10/2024	Open			Accounts Payable	BYRD JR, ANTONIO	\$150.00		
214768	09/10/2024	Reconciled		09/30/2024	Accounts Payable	CAMPBELL, JENELLE	\$300.00	\$300.00	\$0.00
214769	09/10/2024	Reconciled		09/30/2024	Accounts Payable	CANON FINANCIAL SERVICES INC	\$2,395.28	\$2,395.28	\$0.00
214770	09/10/2024	Reconciled		09/30/2024	Accounts Payable	CEPD Council	\$100.00	\$100.00	\$0.00
214771	09/10/2024	Reconciled		09/30/2024	Accounts Payable	CRIGER, MELISSA	\$200.00	\$200.00	\$0.00
214772	09/10/2024	Reconciled		09/30/2024	Accounts Payable	CRISIS PREVENTION INSTITUTE, INC	\$16,814.20	\$16,814.20	\$0.00
214773	09/10/2024	Reconciled		09/30/2024	Accounts Payable	DETROIT SALT COMPANY LLC	\$5,594.05	\$5,594.05	\$0.00
214774	09/10/2024	Reconciled		09/30/2024	Accounts Payable	DOLLAR BILL PRINTING	\$4,586.63	\$4,586.63	\$0.00
214775	09/10/2024	Open			Accounts Payable	DOUDNEY, CLAUDIA	\$300.00		
214776	09/10/2024	Reconciled		09/30/2024	Accounts Payable	DTE ENERGY	\$468.32	\$468.32	\$0.00
214777	09/10/2024	Open			Accounts Payable	EASTERN MICHIGAN UNIVERSITY	\$1,920.00		
214778	09/10/2024	Reconciled		09/30/2024	Accounts Payable	ECA EDUCATIONAL SERVICES INC	\$3,388.00	\$3,388.00	\$0.00
214779	09/10/2024	Reconciled		09/30/2024	Accounts Payable	FARHA, NIVEAN	\$1,100.00	\$1,100.00	\$0.00
214780	09/10/2024	Reconciled		09/30/2024	Accounts Payable	FUN AND FUNCTION LLC	\$136.66	\$136.66	\$0.00
214781	09/10/2024	Reconciled		09/30/2024	Accounts Payable	GARDETTE-CARTER , KENDRA	\$150.00	\$150.00	\$0.00
214782	09/10/2024	Open			Accounts Payable	GIBBS JR, HERMAN	\$200.00		
214783	09/10/2024	Reconciled		09/30/2024	Accounts Payable	GIFTED NURSES, LLC	\$140,844.23	\$140,844.23	\$0.00
214784	09/10/2024	Open			Accounts Payable	GOLDEN, LATASHA	\$200.00		
214785	09/10/2024	Reconciled		09/30/2024	Accounts Payable	GORDON FOOD SERVICE	\$363.96	\$363.96	\$0.00
214786	09/10/2024	Reconciled		09/30/2024	Accounts Payable	GORHAM, ADRIANA	\$1,250.00	\$1,250.00	\$0.00
214787	09/10/2024	Reconciled		09/30/2024	Accounts Payable	GRAPES PIANO SERVICES	\$145.00	\$145.00	\$0.00
214788	09/10/2024	Reconciled		09/30/2024	Accounts Payable	GUYTON, ELIZABETH	\$150.00	\$150.00	\$0.00
214789	09/10/2024	Reconciled		09/30/2024	Accounts Payable	HENRY JR , MICHAEL , L	\$75.00	\$75.00	\$0.00
214790	09/10/2024	Reconciled		09/30/2024	Accounts Payable	HENRY SCHEIN INC	\$1,311.56	\$1,311.56	\$0.00
214791	09/10/2024	Reconciled		09/30/2024	Accounts Payable	HIGGINS, KRISTA	\$200.00	\$200.00	\$0.00
214792	09/10/2024	Open			Accounts Payable	HOLLENBECK , ASHLEY	\$200.00		
214793	09/10/2024	Reconciled		09/30/2024	Accounts Payable	HORRY , LETICIA , NICOLE	\$1,250.00	\$1,250.00	\$0.00
214794	09/10/2024	Reconciled		09/30/2024	Accounts Payable	INDEPENDENT LIVING AIDS, INC.	\$32.25	\$32.25	\$0.00
214795	09/10/2024	Reconciled		09/30/2024	Accounts Payable	INSECTECH INC	\$241.00	\$241.00	\$0.00

Payment Register

From Payment Date: 9/1/2024 - To Payment Date: 9/30/2024

Number	Date	Status	Void Reason	Reconciled/ Voided Date	Source	Payee Name	Transaction Amount	Reconciled Amount	Difference
214796	09/10/2024	Reconciled		09/30/2024	Accounts Payable	INTERIOR SYSTEMS CONTRACT GRP, INC	\$7,042.74	\$7,042.74	\$0.00
214797	09/10/2024	Reconciled		09/30/2024	Accounts Payable	KONICA MINOLTA - ALBIN	\$5.45	\$5.45	\$0.00
214798	09/10/2024	Reconciled		09/30/2024	Accounts Payable	KONICA MINOLTA PREMIER FINANCE	\$1,545.10	\$1,545.10	\$0.00
214799	09/10/2024	Reconciled		09/30/2024	Accounts Payable	LAKESHORE LEARNING MATERIALS LLC	\$26,301.98	\$26,301.98	\$0.00
214800	09/10/2024	Reconciled		09/30/2024	Accounts Payable	LAZ PARKING MIDWEST LLC	\$2,280.00	\$2,280.00	\$0.00
214801	09/10/2024	Reconciled		09/30/2024	Accounts Payable	LEATHERWOOD, ICSHAI RENEE	\$806.00	\$806.00	\$0.00
214802	09/10/2024	Reconciled		09/30/2024	Accounts Payable	LEONARD'S SYRUPS	\$126.25	\$126.25	\$0.00
214803	09/10/2024	Reconciled		09/30/2024	Accounts Payable	LESSER FARMS LLC	\$228.00	\$228.00	\$0.00
214804	09/10/2024	Reconciled		09/30/2024	Accounts Payable	LEWANDOWSKI, MEGAN	\$200.00	\$200.00	\$0.00
214805	09/10/2024	Reconciled		09/30/2024	Accounts Payable	LYNN GRAPHICS LLC	\$1,140.00	\$1,140.00	\$0.00
214806	09/10/2024	Reconciled		09/30/2024	Accounts Payable	MACFARLANE, ANNETTE, N.	\$300.00	\$300.00	\$0.00
214807	09/10/2024	Reconciled		09/30/2024	Accounts Payable	MARCEL, BRIAN	\$2,761.50	\$2,761.50	\$0.00
214808	09/10/2024	Reconciled		09/30/2024	Accounts Payable	MARRY , KENADEE, ANN	\$300.00	\$300.00	\$0.00
214809	09/10/2024	Reconciled		09/30/2024	Accounts Payable	MARSHALL MUSIC CO.	\$287.83	\$287.83	\$0.00
214810	09/10/2024	Reconciled		09/30/2024	Accounts Payable	MARTIN, WENDY	\$200.00	\$200.00	\$0.00
214811	09/10/2024	Reconciled		09/30/2024	Accounts Payable	MCLOUTH, KIMBERLY	\$300.00	\$300.00	\$0.00
214812	09/10/2024	Reconciled		09/30/2024	Accounts Payable	MI ASSOC OF INTERM SCHOOL ADM	\$7,380.71	\$7,380.71	\$0.00
214813	09/10/2024	Reconciled		09/30/2024	Accounts Payable	MIDWESTERN CONSULTING, LLC	\$1,920.80	\$1,920.80	\$0.00
214814	09/10/2024	Reconciled		09/30/2024	Accounts Payable	MILAN AREA SCHOOLS	\$46,345.70	\$46,345.70	\$0.00
214815	09/10/2024	Reconciled		09/30/2024	Accounts Payable	MILDENSTEIN, SIMONNE	\$200.00	\$200.00	\$0.00
214816	09/10/2024	Reconciled		09/30/2024	Accounts Payable	MONTGOMERY, WILLIAM	\$2,250.00	\$2,250.00	\$0.00
214817	09/10/2024	Reconciled		09/30/2024	Accounts Payable	MOORE , DAISHA	\$162.00	\$162.00	\$0.00
214818	09/10/2024	Reconciled		09/30/2024	Accounts Payable	MYERS , MICHELLE	\$1,000.00	\$1,000.00	\$0.00
214819	09/10/2024	Reconciled		09/30/2024	Accounts Payable	NAEBECK, JESSICA	\$200.00	\$200.00	\$0.00
214820	09/10/2024	Reconciled		09/30/2024	Accounts Payable	NATIONAL HEAD START ASSOCIATION	\$505.00	\$505.00	\$0.00
214821	09/10/2024	Reconciled		09/30/2024	Accounts Payable	NEOLA, INC.	\$1,375.00	\$1,375.00	\$0.00
214822	09/10/2024	Reconciled		09/30/2024	Accounts Payable	O'MALLEY, JOANNE	\$200.00	\$200.00	\$0.00
214823	09/10/2024	Reconciled		09/30/2024	Accounts Payable	OFFICE DEPOT INC	\$1,837.58	\$1,837.58	\$0.00
214824	09/10/2024	Open			Accounts Payable	PABERZS, MOLLY	\$150.00		
214825	09/10/2024	Reconciled		09/30/2024	Accounts Payable	PALMER, TASHA RACHELLE	\$650.00	\$650.00	\$0.00
214826	09/10/2024	Reconciled		09/30/2024	Accounts Payable	PARENTS AS TEACHERS NATIONAL	\$980.00	\$980.00	\$0.00
214827	09/10/2024	Reconciled		09/30/2024	Accounts Payable	PATRIOT PRIDE PAINTING	\$2,320.00	\$2,320.00	\$0.00
214828	09/10/2024	Reconciled		09/30/2024	Accounts Payable	PEDIATRIC THERAPY ASSOCIATES	\$2,838.00	\$2,838.00	\$0.00
214829	09/10/2024	Reconciled		09/30/2024	Accounts Payable	PENA, DEANNA	\$200.00	\$200.00	\$0.00
214830	09/10/2024	Reconciled		09/30/2024	Accounts Payable	PRAIRIE FARMS DAIRY INC	\$1,384.32	\$1,384.32	\$0.00
214831	09/10/2024	Reconciled		09/30/2024	Accounts Payable	PRIESKORN, TARA	\$200.00	\$200.00	\$0.00
214832	09/10/2024	Reconciled		09/30/2024	Accounts Payable	PROCARE THERAPY	\$7,650.00	\$7,650.00	\$0.00
214833	09/10/2024	Voided	Wrong Vendor	10/10/2024	Accounts Payable	PUGH, JAMILA	\$32,751.01		
214834	09/10/2024	Reconciled		09/30/2024	Accounts Payable	REDFORD LOCKS SECURITY SOLUTIONS	\$7,350.00	\$7,350.00	\$0.00
214835	09/10/2024	Reconciled		09/30/2024	Accounts Payable	REEDS COMPANY	\$500.00	\$500.00	\$0.00
214836	09/10/2024	Reconciled		09/30/2024	Accounts Payable	ROCKET ENTERPRISE, INC.	\$285.00	\$285.00	\$0.00
214837	09/10/2024	Reconciled		09/30/2024	Accounts Payable	ROSE PEST SOLUTIONS	\$316.00	\$316.00	\$0.00
214838	09/10/2024	Reconciled		09/30/2024	Accounts Payable	SAGINAW VALLEY STATE UNIVERSITY	\$22,211.42	\$22,211.42	\$0.00

Payment Register

From Payment Date: 9/1/2024 - To Payment Date: 9/30/2024

Number	Date	Status	Void Reason	Reconciled/ Voided Date	Source	Payee Name	Transaction Amount	Reconciled Amount	Difference
214839	09/10/2024	Reconciled		09/30/2024	Accounts Payable	SCIO TOWNSHIP TREASURER	\$100.00	\$100.00	\$0.00
214840	09/10/2024	Reconciled		09/30/2024	Accounts Payable	SCOTT , MELANIE	\$200.00	\$200.00	\$0.00
214841	09/10/2024	Reconciled		09/30/2024	Accounts Payable	SIMMONS , ANGEL	\$50.00	\$50.00	\$0.00
214842	09/10/2024	Reconciled		09/30/2024	Accounts Payable	SMITH & RAAB, INC	\$255.00	\$255.00	\$0.00
214843	09/10/2024	Reconciled		09/30/2024	Accounts Payable	SOMMERSET PAVING COMPANIES LLC	\$100,000.00	\$100,000.00	\$0.00
214844	09/10/2024	Reconciled		09/30/2024	Accounts Payable	SPOHN, AMANDA	\$300.00	\$300.00	\$0.00
214845	09/10/2024	Reconciled		09/30/2024	Accounts Payable	STADIUM HARDWARE	\$113.08	\$113.08	\$0.00
214846	09/10/2024	Reconciled		09/30/2024	Accounts Payable	STANDARD PRINTING	\$3,450.00	\$3,450.00	\$0.00
214847	09/10/2024	Reconciled		09/30/2024	Accounts Payable	STATE OF MICHIGAN	\$5,312.96	\$5,312.96	\$0.00
214848	09/10/2024	Open			Accounts Payable	TEN80 EDUCATION, LLC	\$4,000.00		
214849	09/10/2024	Reconciled		09/30/2024	Accounts Payable	THE MASTER TEACHER, INC	\$6,462.00	\$6,462.00	\$0.00
214850	09/10/2024	Reconciled		09/30/2024	Accounts Payable	THE MINOR COLLECTIVE	\$8,939.30	\$8,939.30	\$0.00
214851	09/10/2024	Reconciled		09/30/2024	Accounts Payable	TOWN AND COUNTRY POOLS INC	\$695.00	\$695.00	\$0.00
214852	09/10/2024	Reconciled		09/30/2024	Accounts Payable	TRACE3 LLC	\$9,462.00	\$9,462.00	\$0.00
214853	09/10/2024	Reconciled		09/30/2024	Accounts Payable	ULINE INC	\$202.62	\$202.62	\$0.00
214854	09/10/2024	Reconciled		09/30/2024	Accounts Payable	UNIVERSITY OF NORTH CAROLINA - CHAPEL HILL	\$5,550.00	\$5,550.00	\$0.00
214855	09/10/2024	Reconciled		09/30/2024	Accounts Payable	VALLE, MARGARET	\$300.00	\$300.00	\$0.00
214856	09/10/2024	Reconciled		09/30/2024	Accounts Payable	VERIZON WIRELESS	\$16,602.95	\$16,602.95	\$0.00
214857	09/10/2024	Reconciled		09/30/2024	Accounts Payable	VESPA , KRISTIN	\$200.00	\$200.00	\$0.00
214858	09/10/2024	Reconciled		09/30/2024	Accounts Payable	VISTASHARE LLC	\$8,688.00	\$8,688.00	\$0.00
214859	09/10/2024	Reconciled		09/30/2024	Accounts Payable	VOSS ELECTRIC CO	\$742.00	\$742.00	\$0.00
214860	09/10/2024	Reconciled		09/30/2024	Accounts Payable	WASHTENAW COMMUNITY COLLEGE	\$687.36	\$687.36	\$0.00
214861	09/10/2024	Reconciled		09/30/2024	Accounts Payable	WASHTENAW GLASS COMPANY INC	\$205.55	\$205.55	\$0.00
214862	09/10/2024	Reconciled		09/30/2024	Accounts Payable	WASTE MANAGEMENT OF MICHIGAN	\$343.70	\$343.70	\$0.00
214863	09/10/2024	Reconciled		09/30/2024	Accounts Payable	WEAVER, TERRY	\$300.00	\$300.00	\$0.00
214864	09/10/2024	Reconciled		09/30/2024	Accounts Payable	WEST, KRISTEN	\$200.00	\$200.00	\$0.00
214865	09/10/2024	Reconciled		09/30/2024	Accounts Payable	WEX BANK	\$278.79	\$278.79	\$0.00
214866	09/10/2024	Reconciled		09/30/2024	Accounts Payable	WILSON, DEVIN	\$150.00	\$150.00	\$0.00
214867	09/10/2024	Reconciled		09/30/2024	Accounts Payable	WILSON, JAYLIN T.	\$150.00	\$150.00	\$0.00
214868	09/10/2024	Reconciled		09/30/2024	Accounts Payable	WILSON, KETURAH	\$200.00	\$200.00	\$0.00
214869	09/10/2024	Open			Accounts Payable	WOLF PRODUCTS, INC.	\$495.45		
214870	09/10/2024	Reconciled		09/30/2024	Accounts Payable	WOODFORD, ANTHONY BRANDON-BURC	\$75.00	\$75.00	\$0.00
214871	09/10/2024	Reconciled		09/30/2024	Accounts Payable	YARBROUGH, MATELYN	\$300.00	\$300.00	\$0.00
214872	09/10/2024	Reconciled		09/30/2024	Accounts Payable	ZEDLITZ, HILARY J	\$4,500.00	\$4,500.00	\$0.00
214873	09/10/2024	Reconciled		09/30/2024	Accounts Payable	CERTASITE, LLC	\$945.99	\$945.99	\$0.00
214874	09/16/2024	Reconciled		09/30/2024	Accounts Payable	GIFTED NURSES, LLC	\$3,822.00	\$3,822.00	\$0.00
214875	09/16/2024	Reconciled		09/30/2024	Accounts Payable	JAMES , STEPHANIE	\$1,800.00	\$1,800.00	\$0.00
214876	09/16/2024	Reconciled		09/30/2024	Accounts Payable	MIDLAND CREDIT MANAGEMENT	\$426.00	\$426.00	\$0.00
214877	09/16/2024	Reconciled		09/30/2024	Accounts Payable	WASHTENAW UNITED WAY	\$458.07	\$458.07	\$0.00
214878	09/17/2024	Open			Accounts Payable	WINDSONG LDHA LP	\$3,000.00		
214879	09/18/2024	Reconciled		09/30/2024	Accounts Payable	CLARK RD FAMILY LTD DIVIDEND HOUSING ASSOC LP	\$1,872.00	\$1,872.00	\$0.00
214880	09/25/2024	Reconciled		09/30/2024	Accounts Payable	ALLOVA PRODUCTIONS	\$200.00	\$200.00	\$0.00
214881	09/25/2024	Open			Accounts Payable	ALTECH MECHANICAL SERVICES LLC	\$685.00		

Payment Register

From Payment Date: 9/1/2024 - To Payment Date: 9/30/2024

Number	Date	Status	Void Reason	Reconciled/ Voided Date	Source	Payee Name	Transaction Amount	Reconciled Amount	Difference
214882	09/25/2024	Open			Accounts Payable	AMERICAN RED CROSS	\$1,649.20		
214883	09/25/2024	Open			Accounts Payable	ANN ARBOR OBSERVER COMPANY	\$887.40		
214884	09/25/2024	Open			Accounts Payable	AT&T	\$3,448.66		
214885	09/25/2024	Open			Accounts Payable	AUXTER , ANNALYSE	\$500.00		
214886	09/25/2024	Open			Accounts Payable	BARNES & NOBLE BOOKSELLERS	\$1,023.75		
214887	09/25/2024	Open			Accounts Payable	BEARCOM	\$88.52		
214888	09/25/2024	Open			Accounts Payable	BELLE ARBOR COMMONS LLC	\$2,670.14		
214889	09/25/2024	Open			Accounts Payable	BLACK STONE PROJECT LLC	\$1,600.00		
214890	09/25/2024	Reconciled		09/30/2024	Accounts Payable	BLACKWELL, AARIC J.	\$350.00	\$350.00	\$0.00
214891	09/25/2024	Open			Accounts Payable	BROWN, MATTHEW	\$500.00		
214892	09/25/2024	Reconciled		09/30/2024	Accounts Payable	BROWNLEE, SENTRA	\$960.00	\$960.00	\$0.00
214893	09/25/2024	Open			Accounts Payable	BULK BOOKSTORE	\$2,625.00		
214894	09/25/2024	Open			Accounts Payable	BYRD JR, ANTONIO	\$200.00		
214895	09/25/2024	Open			Accounts Payable	CARELINC MEDICAL EQUIP & SUPPLIES CO LLC	\$1,380.76		
214896	09/25/2024	Open			Accounts Payable	CEB CLEANERS LLC	\$173.20		
214897	09/25/2024	Open			Accounts Payable	CENTER FOR DISABILITY SERVICES	\$750.00		
214898	09/25/2024	Open			Accounts Payable	CITY OF DEXTER	\$224.16		
214899	09/25/2024	Open			Accounts Payable	CLARK , BARBARA	\$425.00		
214900	09/25/2024	Open			Accounts Payable	CLARK RD FAMILY LTD DIVIDEND HOUSING ASSOC LP	\$3,176.00		
214901	09/25/2024	Open			Accounts Payable	COURAGEOUS CONVERSATION LLC	\$27,905.00		
214902	09/25/2024	Open			Accounts Payable	DOLLAR BILL PRINTING	\$2,208.08		
214903	09/25/2024	Open			Accounts Payable	DTE ENERGY	\$6,001.44		
214904	09/25/2024	Open			Accounts Payable	EASTERN MICHIGAN UNIVERSITY	\$3,246.86		
214905	09/25/2024	Reconciled		09/30/2024	Accounts Payable	FERGUSON ENTERPRISES, LLC	\$24.76	\$24.76	\$0.00
214906	09/25/2024	Open			Accounts Payable	FERRIS COFFEE AND NUT COMPANY, INC.	\$211.12		
214907	09/25/2024	Open			Accounts Payable	FIRE ALARM SERVICES, INC	\$1,033.35		
214908	09/25/2024	Open			Accounts Payable	FIRE PROTECTION PROS LLC	\$1,313.75		
214909	09/25/2024	Open			Accounts Payable	GIFTED NURSES, LLC	\$3,283.00		
214910	09/25/2024	Reconciled		09/30/2024	Accounts Payable	HERTLER, JOSEPH	\$10,000.00	\$10,000.00	\$0.00
214911	09/25/2024	Open			Accounts Payable	HURON VALLEY TELECOMMUNICATIONS	\$540.00		
214912	09/25/2024	Open			Accounts Payable	IMEG CORP	\$6,020.00		
214913	09/25/2024	Open			Accounts Payable	INSECTECH INC	\$241.00		
214914	09/25/2024	Open			Accounts Payable	INTERIOR SYSTEMS CONTRACT GRP, INC	\$22,646.37		
214915	09/25/2024	Open			Accounts Payable	INTERNATIONAL BACCALAUREATE	\$119.00		
214916	09/25/2024	Open			Accounts Payable	INTERNATIONAL BACCALAUREATE SCHOOLS	\$1,200.00		
214917	09/25/2024	Open			Accounts Payable	IXL LEARNING, INC	\$2,500.00		
214918	09/25/2024	Open			Accounts Payable	JUSTICE LEADERS COLLABORTIVE LLC	\$19,900.00		
214919	09/25/2024	Open			Accounts Payable	LAKESHORE LEARNING MATERIALS LLC	\$414.01		
214920	09/25/2024	Reconciled		09/30/2024	Accounts Payable	LEATHERWOOD, ICSHAI RENEE	\$523.00	\$523.00	\$0.00
214921	09/25/2024	Open			Accounts Payable	LEONARD'S SYRUPS	\$85.00		

Payment Register

From Payment Date: 9/1/2024 - To Payment Date: 9/30/2024

Number	Date	Status	Void Reason	Reconciled/ Voided Date	Source	Payee Name	Transaction Amount	Reconciled Amount	Difference
214922	09/25/2024	Open			Accounts Payable	LIVINGSTON COUNTY	\$827.78		
214923	09/25/2024	Reconciled		09/30/2024	Accounts Payable	LOUNSBURY , JACOB	\$2,000.00	\$2,000.00	\$0.00
214924	09/25/2024	Open			Accounts Payable	LOVE EDUCATIONAL SERVICES, LCC	\$20,834.27		
214925	09/25/2024	Open			Accounts Payable	LOWE'S COMPANIES, INC	\$659.82		
214926	09/25/2024	Open			Accounts Payable	LUO , ZHEN	\$500.00		
214927	09/25/2024	Open			Accounts Payable	MARSHALL MUSIC CO.	\$393.42		
214928	09/25/2024	Open			Accounts Payable	MI ASSOC FOR THE EDUCATION OF	\$900.00		
214929	09/25/2024	Open			Accounts Payable	MI ASSOC OF ADM SPEC ED	\$2,455.00		
214930	09/25/2024	Open			Accounts Payable	MICHIGAN SCHOOLS ENERGY COOPERTA	\$15,224.88		
214931	09/25/2024	Open			Accounts Payable	MIDWESTERN CONSULTING, LLC	\$1,013.40		
214932	09/25/2024	Open			Accounts Payable	MILAN AREA SCHOOLS	\$14,454.30		
214933	09/25/2024	Reconciled		09/30/2024	Accounts Payable	MYERS , MICHELLE	\$948.00	\$948.00	\$0.00
214934	09/25/2024	Open			Accounts Payable	NORIX GROUP INC	\$4,084.51		
214935	09/25/2024	Reconciled		09/30/2024	Accounts Payable	OFFICE DEPOT INC	\$681.73	\$681.73	\$0.00
214936	09/25/2024	Reconciled		09/30/2024	Accounts Payable	PEARSON ASSESSMENTS	\$3,102.10	\$3,102.10	\$0.00
214937	09/25/2024	Open			Accounts Payable	PEOPLE DRIVEN TECHNOLOGY, INC	\$48,990.00		
214938	09/25/2024	Open			Accounts Payable	PERRIN EDUCATION GROUP, LLC	\$2,000.00		
214939	09/25/2024	Open			Accounts Payable	PRAIRIE FARMS DAIRY INC	\$261.02		
214940	09/25/2024	Open			Accounts Payable	REHABMART LLC	\$259.59		
214941	09/25/2024	Open			Accounts Payable	ROBERT HALF	\$5,936.00		
214942	09/25/2024	Open			Accounts Payable	ROBINSON, RHIANNA	\$37.50		
214943	09/25/2024	Open			Accounts Payable	ROSE PEST SOLUTIONS	\$714.00		
214944	09/25/2024	Open			Accounts Payable	SCHOOL HEALTH CORPORATION	\$124.14		
214945	09/25/2024	Open			Accounts Payable	SHIELDS , STACY	\$500.00		
214946	09/25/2024	Open			Accounts Payable	STANDARD PRINTING	\$6,880.00		
214947	09/25/2024	Open			Accounts Payable	STATE OF MICHIGAN - POLICE	\$15,577.00		
214948	09/25/2024	Open			Accounts Payable	SUPERIOR TOWNSHIP UTILITY DEPARTMENT	\$64.20		
214949	09/25/2024	Open			Accounts Payable	TATARA, LEAH , GLYNIS LAMB	\$500.00		
214950	09/25/2024	Open			Accounts Payable	TEISAN, JUNE	\$1,000.00		
214951	09/25/2024	Open			Accounts Payable	TEN80 EDUCATION, LLC	\$1,125.00		
214952	09/25/2024	Open			Accounts Payable	TOTAL ENERGY SYSTEMS, LLC	\$1,563.00		
214953	09/25/2024	Open			Accounts Payable	ULINE INC	\$448.36		
214954	09/25/2024	Open			Accounts Payable	UNITED STATES TREASURY	\$517.75		
214955	09/25/2024	Open			Accounts Payable	UNUM LIFE INSURANCE COMPANY OF AMERICA	\$16,077.20		
214956	09/25/2024	Open			Accounts Payable	WALLICH , LORA , ANN	\$500.00		
214957	09/25/2024	Reconciled		09/30/2024	Accounts Payable	WARREN , BROOKLYN	\$40.00	\$40.00	\$0.00
214958	09/25/2024	Open			Accounts Payable	WASHTENAW COMMUNITY COLLEGE	\$2,593.00		
214959	09/25/2024	Reconciled		09/30/2024	Accounts Payable	WASTE MANAGEMENT OF MICHIGAN	\$744.98	\$744.98	\$0.00
214960	09/25/2024	Open			Accounts Payable	WEISS , ANOUK	\$500.00		
214961	09/25/2024	Open			Accounts Payable	YPSILANTI, CITY OF	\$400.00		
214962	09/25/2024	Open			Accounts Payable	GENOVA DEVELOPMENT	\$1,670.50		
214963	09/30/2024	Open			Accounts Payable	FAIRWAY TRAILS LIMITED LP	\$7,476.00		
214964	09/30/2024	Open			Accounts Payable	ARBOR ONE APARTMENT	\$3,350.00		

Payment Register

From Payment Date: 9/1/2024 - To Payment Date: 9/30/2024

Number	Date	Status	Void Reason	Reconciled/ Voided Date	Source	Payee Name	Transaction Amount	Reconciled Amount	Difference
214965	09/30/2024	Open			Accounts Payable	Johnson, Tracye	\$400.00		
214966	09/30/2024	Open			Accounts Payable	MIDLAND CREDIT MANAGEMENT	\$426.00		
214967	09/30/2024	Open			Accounts Payable	WASHTENAW UNITED WAY	\$458.07		
Type Check Totals:							\$938,834.10	\$592,897.16	\$0.00
AP - Accounts Payable MILAF Totals									

Checks	Status	Count	Transaction Amount	Reconciled Amount
	Open	86	\$313,185.93	\$0.00
	Reconciled	127	\$592,897.16	\$592,897.16
	Voided	1	\$32,751.01	\$0.00
	Stopped	0	\$0.00	\$0.00
	Total	214	\$938,834.10	\$592,897.16

All	Status	Count	Transaction Amount	Reconciled Amount
	Open	86	\$313,185.93	\$0.00
	Reconciled	127	\$592,897.16	\$592,897.16
	Voided	1	\$32,751.01	\$0.00
	Stopped	0	\$0.00	\$0.00
	Total	214	\$938,834.10	\$592,897.16

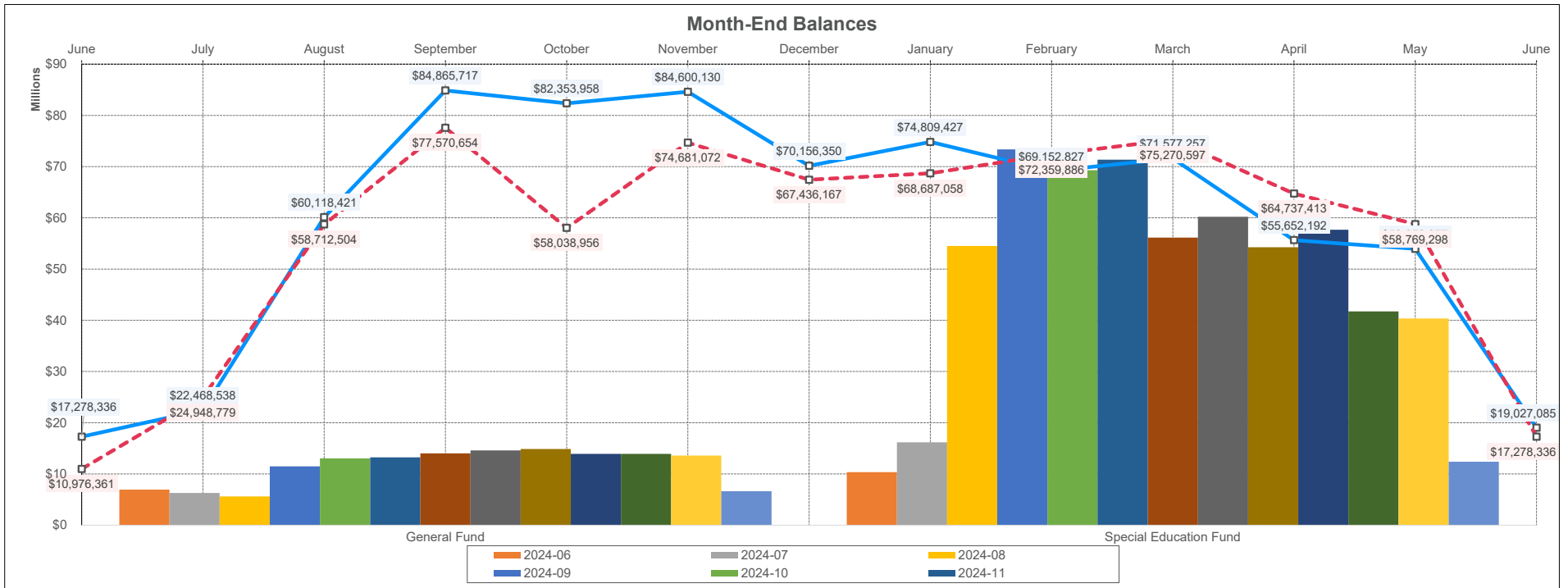
Grand Totals:

Checks	Status	Count	Transaction Amount	Reconciled Amount
	Open	86	\$313,185.93	\$0.00
	Reconciled	127	\$592,897.16	\$592,897.16
	Voided	1	\$32,751.01	\$0.00
	Stopped	0	\$0.00	\$0.00
	Total	214	\$938,834.10	\$592,897.16

All	Status	Count	Transaction Amount	Reconciled Amount
	Open	86	\$313,185.93	\$0.00
	Reconciled	127	\$592,897.16	\$592,897.16
	Voided	1	\$32,751.01	\$0.00
	Stopped	0	\$0.00	\$0.00
	Total	214	\$938,834.10	\$592,897.16

11 General Fund | 22 Special Education Fund

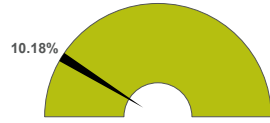
For the Period Ending September 30, 2024



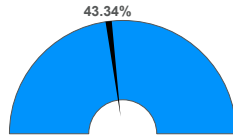
11 General Fund | 22 Special Education Fund

For the Period Ending September 30, 2024

Projected Year End Balance as % of Budgeted Revenues




Actual YTD Revenues




Projected YTD Revenues
42.27%

Actual YTD Local Source



Projected YTD Local Sources
60.07%

Actual YTD State Sources



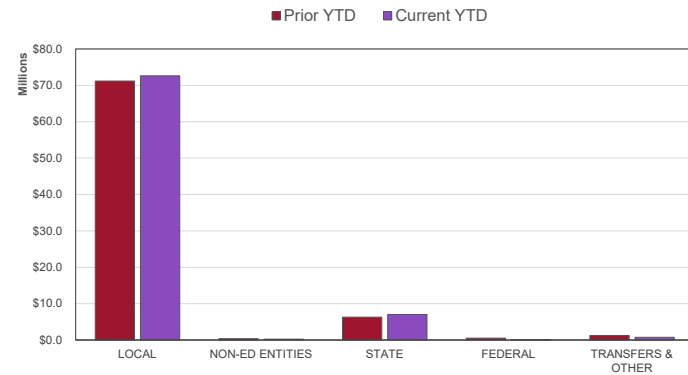
Projected YTD State Sources
196.12%

Revenue Analysis

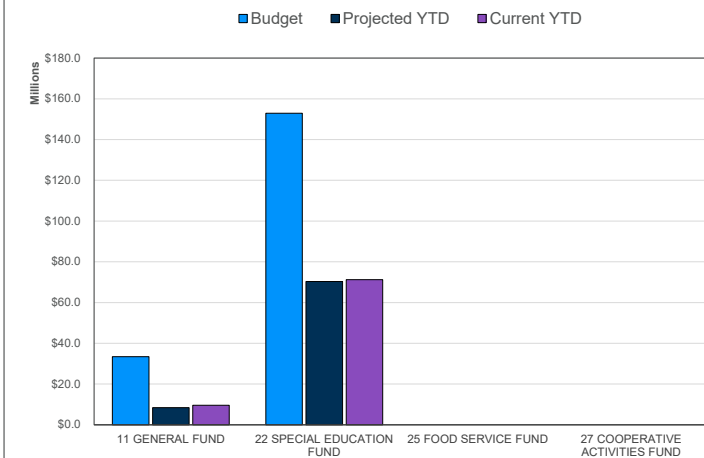
General Fund | Top 10 Revenues by Source YTD

Adult Education Participants	\$7,028,850
Property Tax Levy	\$1,278,873
Other Distributions Received From Other Public Schools	\$436,950
Compensation Rec'D In Pmt Of Srvc Prvided To Other Public School	\$262,092
--	\$251,965
Earnings On Investments And Deposits	\$209,560
--	\$102,470
Private Sources (Contributions)	\$71,421
Miscellaneous Local Revenues	\$43,799
Idea Grants	\$24,402
Percent of Total Revenues Year-to-Date	101.59%

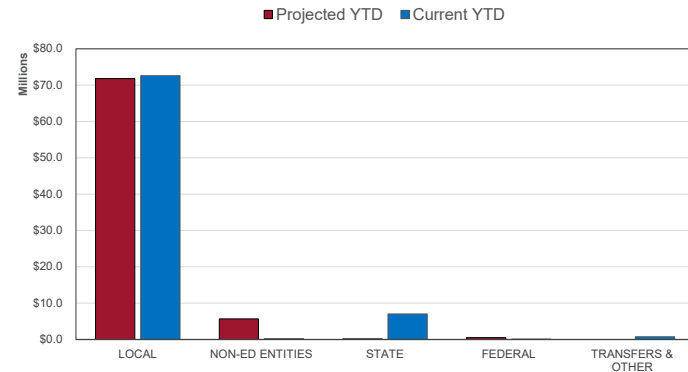
Revenue by Source | Prior YTD vs. Current YTD



Revenues by Fund



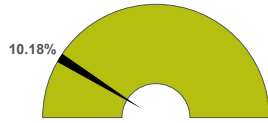
Revenue by Source | Projected YTD vs. Current YTD



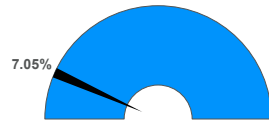
11 General Fund | 22 Special Education Fund

For the Period Ending September 30, 2024

Projected Year End Balances as % of Budgeted Expenditures

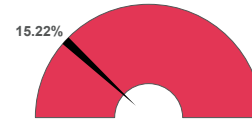


Actual YTD Expenditures




Projected YTD Expenditures
7.17%

Actual YTD Salaries/Benefits



Projected YTD Salaries/Benefits
15.29%

Actual YTD Purchased Services



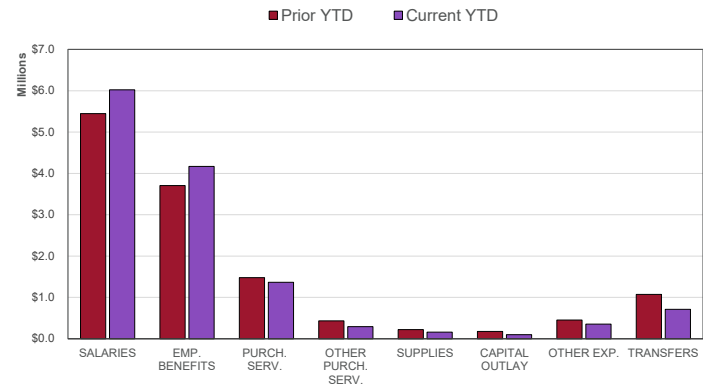
Projected YTD Purchased Services
20.83%

Expenditure Analysis

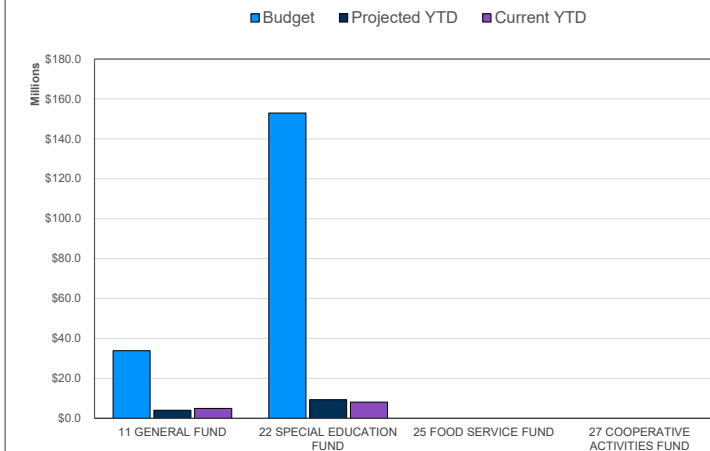
General Fund | Top 10 Expenditures by Program YTD

Improvement Of Instruction	\$1,051,440
Pmts To Other Mich Publ Schools	\$711,036
Non-Instr Technology Services	\$575,430
Supervision/direction Of Instr Staff	\$520,259
Custody And Care Of Children	\$300,119
Social Work Services	\$246,326
Health Services	\$241,238
Executive Administration	\$167,901
Community Services Direction	\$139,817
Operating Buildings Services	\$130,981
Percent of Total Expenditures Year-to-Date	81.65%

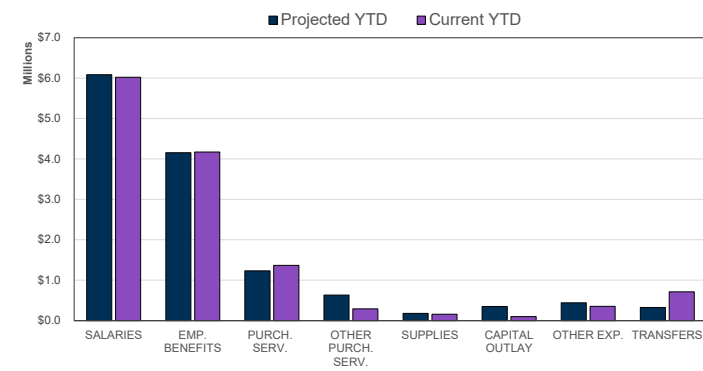
Expenditures by Object | Prior YTD vs. Current YTD



Expenditures by Fund



Expenditures by Object | Projected YTD vs. Current YTD

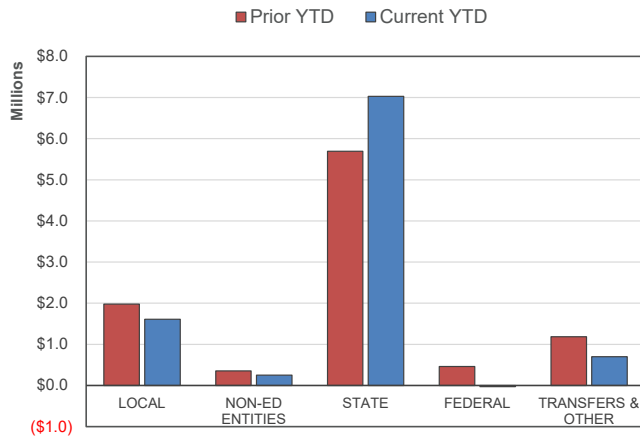


General Fund | Financial Summary

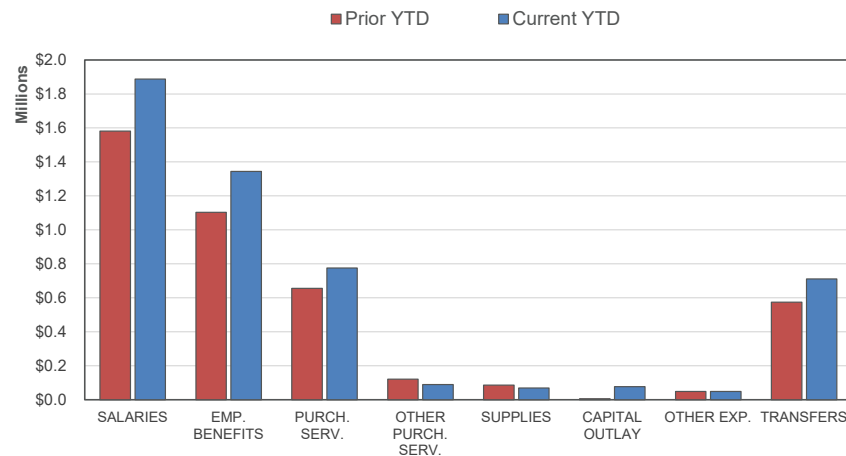
For the Period Ending September 30, 2024

	YTD % of PY Total			YTD % of Budget		
	Prior YTD	Prior Year Total	YTD % of PY Total	Current YTD	Annual Budget	YTD % of Budget
REVENUES						
Local	\$1,976,487	\$3,300,015	59.89%	\$1,609,474	\$3,126,111	51.48%
Non-Ed Entities	355,041	2,069,146	17.16%	251,965	2,890,314	8.72%
State	5,693,137	18,348,442	31.03%	7,028,850	16,635,354	42.25%
Federal	462,503	8,400,083	5.51%	(30,924)	6,756,633	(0.46%)
Transfers & Other	1,186,430	3,333,933	35.59%	699,042	4,021,028	17.38%
TOTAL REVENUE	\$9,673,599	\$35,451,618	27.29%	\$9,558,408	\$33,429,440	28.59%
EXPENDITURES						
Salaries	\$1,580,833	\$7,070,153	22.36%	\$1,887,440	\$7,824,521	24.12%
Employee Benefits	1,103,195	4,966,028	22.21%	1,344,283	5,733,055	23.45%
Purchased Services	655,361	3,727,946	17.58%	774,981	1,883,510	41.15%
Other Purchased Services	121,436	459,849	26.41%	89,644	539,599	16.61%
Supplies & Materials	85,953	447,327	19.21%	68,912	194,389	35.45%
Capital Outlay	5,435	70,176	7.74%	77,526	271,882	28.51%
Other Expenditures	48,999	1,177,611	4.16%	48,942	2,323,597	2.11%
Transfers & Other	573,896	15,683,212	3.66%	711,036	15,111,721	4.71%
TOTAL EXPENDITURES	\$4,175,109	\$33,602,302	12.43%	\$5,002,764	\$33,882,274	14.77%
SURPLUS / (DEFICIT)	\$5,498,489	\$1,849,317		\$4,555,644	(\$452,834)	
ENDING FUND BALANCE		\$6,935,168			\$6,482,334	

Revenues by Source | Prior YTD Current YTD



Expenditures by Object: Prior YTD vs. Current YTD

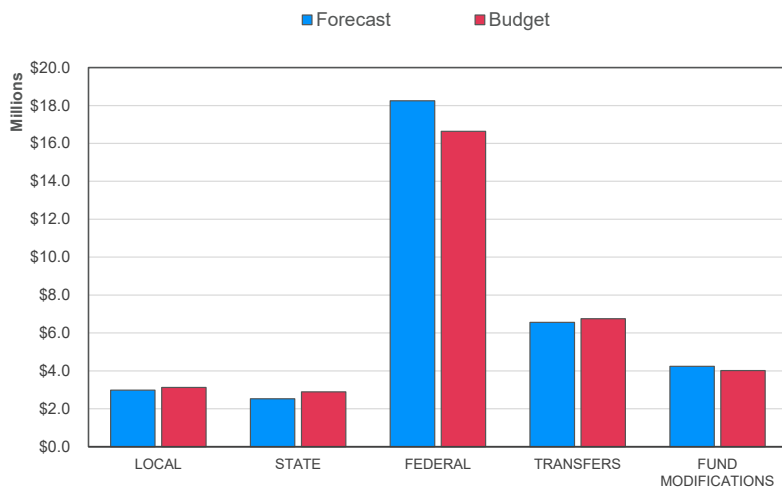


General Fund | Financial Forecast

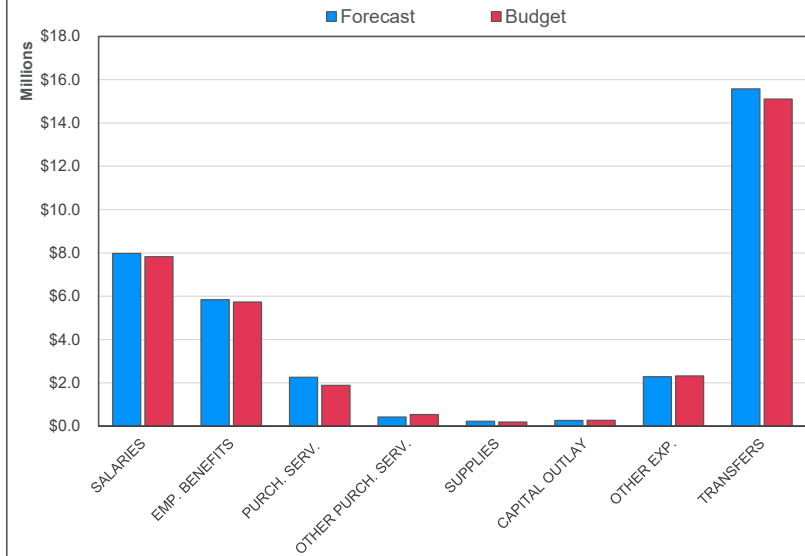
For the Period Ending September 30, 2024

	Prior YTD	Current YTD	Add: Projections	Annual Forecast	Annual Budget	Variance Over / (Under)
REVENUES						
Local	\$1,976,487	\$1,609,474	\$1,375,292	\$2,984,766	\$3,126,111	(\$141,345)
Non-Ed Entities	355,041	251,965	2,280,644	2,532,609	2,890,314	(357,705)
State	5,693,137	7,028,850	11,217,488	18,246,338	16,635,354	1,610,984
Federal	462,503	(30,924)	6,590,533	6,559,609	6,756,633	(197,024)
Transfers & Other	1,186,430	699,042	3,536,990	4,236,033	4,021,028	215,005
TOTAL REVENUE	\$9,673,599	\$9,558,408	\$25,000,947	\$34,559,355	\$33,429,440	\$1,129,915
EXPENDITURES						
Salaries	\$1,580,833	\$1,887,440	\$6,091,930	\$7,979,370	\$7,824,521	\$154,849
Employee Benefits	1,103,195	1,344,283	4,497,091	5,841,374	5,733,055	108,319
Purchased Services	655,361	774,981	1,486,738	2,261,719	1,883,510	378,209
Other Purchased Services	121,436	89,644	333,393	423,037	539,599	(116,562)
Supplies & Materials	85,953	68,912	157,925	226,837	194,389	32,448
Capital Outlay	5,435	77,526	185,481	263,007	271,882	(8,875)
Other Expenditures	48,999	48,942	2,231,351	2,280,293	2,323,597	(43,304)
Transfers & Other	573,896	711,036	14,866,609	15,577,644	15,111,721	465,923
TOTAL EXPENDITURES	\$4,175,109	\$5,002,764	\$29,850,518	\$34,853,281	\$33,882,274	\$971,007
SURPLUS / (DEFICIT)	\$5,498,489	\$4,555,644	(\$4,849,571)	(\$293,926)	(\$452,834)	
ENDING FUND BALANCE				\$6,641,241	\$6,482,334	\$158,908

Revenues by Source | Forecast vs. Budget



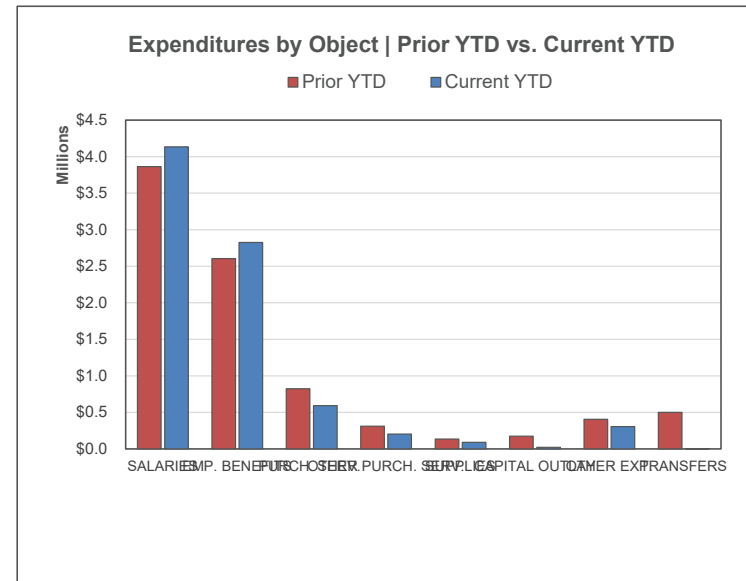
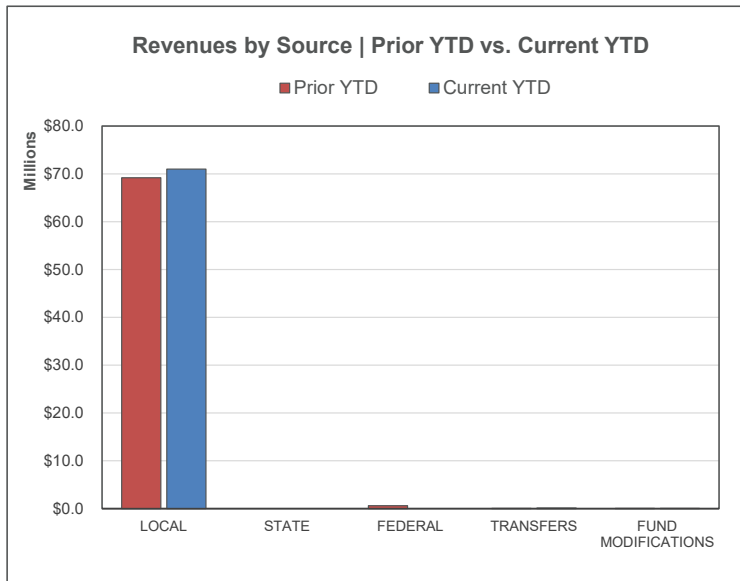
Expenditures by Object | Forecast vs. Budget



Special Education Fund | Financial Summary

For the Period Ending September 30, 2024

	Prior YTD			Current YTD		
	Prior YTD	Prior Year Total	YTD % of PY Total	Current YTD	Annual Budget	YTD % of Budget
REVENUES						
Local	\$69,199,085	\$114,658,979	60.35%	\$70,990,578	\$116,425,074	60.98%
Non-Ed Entities	0	0		0	0	
State	604,367	24,252,684	2.49%	0	23,030,303	0.00%
Federal	59,275	14,426,838	0.41%	151,841	12,845,813	1.18%
Transfers & Other	50,936	593,701	8.58%	62,158	635,826	9.78%
TOTAL REVENUE	\$69,913,663	\$153,932,202	45.42%	\$71,204,576	\$152,937,016	46.56%
EXPENDITURES						
Salaries	\$3,864,305	\$25,372,882	15.23%	\$4,134,319	\$30,554,341	13.53%
Employee Benefits	2,604,212	17,868,635	14.57%	2,825,825	22,843,375	12.37%
Purchased Services	823,053	5,233,916	15.73%	592,683	5,010,469	11.83%
Other Purchased Services	311,785	1,070,552	29.12%	202,994	1,510,815	13.44%
Supplies & Materials	134,891	825,747	16.34%	90,121	968,392	9.31%
Capital Outlay	173,015	372,119	46.49%	21,123	787,729	2.68%
Other Expenditures	405,848	997,240	40.70%	305,182	1,787,008	17.08%
Transfers & Other	500,750	97,738,452	0.51%	592	89,474,887	0.00%
TOTAL EXPENDITURES	\$8,817,859	\$149,479,543	5.90%	\$8,172,840	\$152,937,016	5.34%
SURPLUS / (DEFICIT)	\$61,095,804	\$4,452,659		\$63,031,737	\$0	
ENDING FUND BALANCE		\$10,343,168			\$10,343,168	

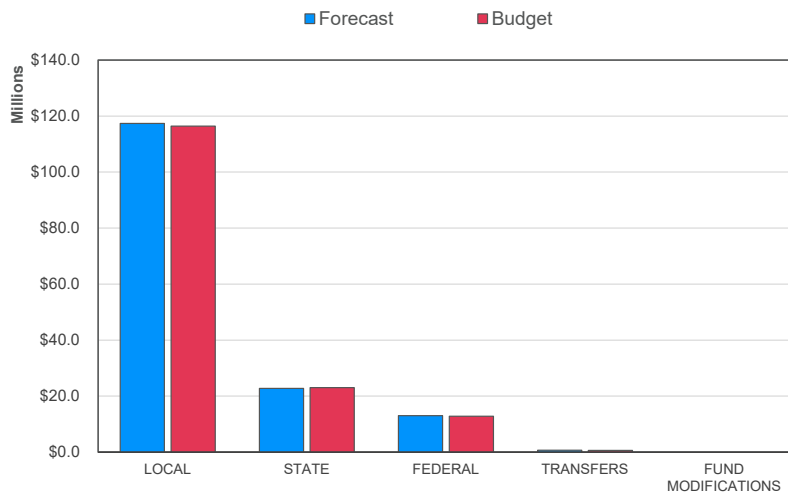


Special Education Fund | Financial Forecast

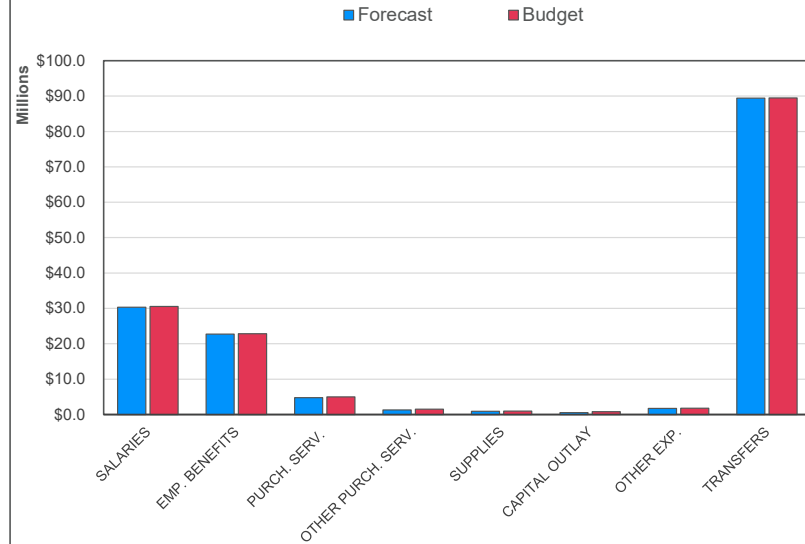
For the Period Ending September 30, 2024

	Prior YTD	Current YTD	Add: Projections	Annual Forecast	Annual Budget	Variance Over / (Under)
REVENUES						
Local	\$69,199,085	\$70,990,578	\$46,364,181	\$117,354,759	\$116,425,074	\$929,685
Non-Ed Entities	604,367	0	22,779,740	22,779,740	23,030,303	(250,563)
State	59,275	151,841	12,845,552	12,997,393	12,845,813	151,580
Federal	50,936	62,158	593,686	655,843	635,826	20,017
Transfers & Other	0	0	0	0	0	0
TOTAL REVENUE	\$69,913,663	\$71,204,576	\$82,583,160	\$153,787,736	\$152,937,016	\$850,720
EXPENDITURES						
Salaries	\$3,864,305	\$4,134,319	\$26,202,269	\$30,336,588	\$30,554,341	(\$217,753)
Employee Benefits	2,604,212	2,825,825	19,925,092	22,750,917	22,843,375	(92,458)
Purchased Services	823,053	592,683	4,175,659	4,768,342	5,010,469	(242,127)
Other Purchased Services	311,785	202,994	1,085,627	1,288,621	1,510,815	(222,194)
Supplies & Materials	134,891	90,121	825,963	916,084	968,392	(52,308)
Capital Outlay	173,015	21,123	523,823	544,947	787,729	(242,782)
Other Expenditures	405,848	305,182	1,438,695	1,743,877	1,787,008	(43,131)
Transfers & Other	500,750	592	89,395,093	89,395,685	89,474,887	(79,202)
TOTAL EXPENDITURES	\$8,817,859	\$8,172,840	\$143,572,221	\$151,745,061	\$152,937,016	(\$1,191,955)
SURPLUS / (DEFICIT)	\$61,095,804	\$63,031,737	(\$60,989,062)	\$2,042,675	\$0	
ENDING FUND BALANCE				\$12,385,843	\$10,343,168	\$2,042,675

Revenues by Source | Forecast vs. Budget



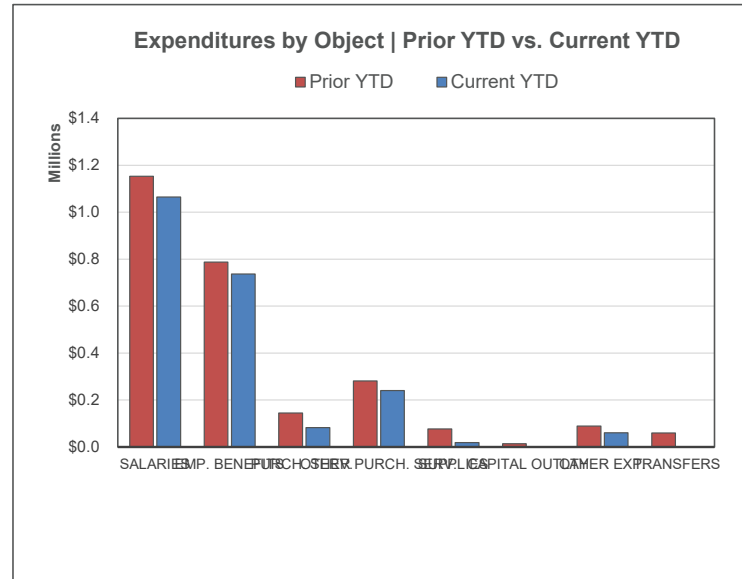
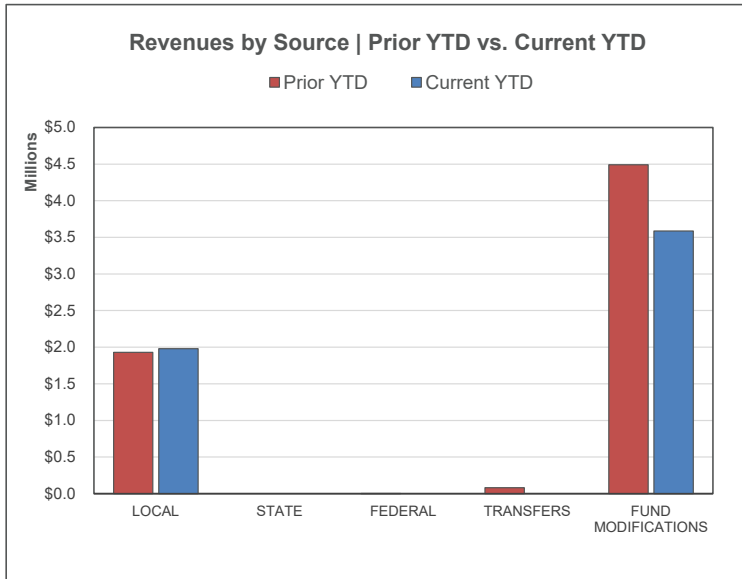
Expenditures by Object | Forecast vs. Budget



Cooperative Activities Fund | Financial Summary

For the Period Ending September 30, 2024

	Prior YTD			Current YTD		
	Prior YTD	Prior Year Total	YTD % of PY Total	Current YTD	Annual Budget	YTD % of Budget
REVENUES						
Local	\$1,929,299	\$7,654,325	25.21%	\$1,979,191	\$7,367,265	26.86%
Non-Ed Entities	0	0		0	0	
State	160	1,679,337	0.01%	0	1,033,687	0.00%
Federal	82,104	447,410	18.35%	0	300,000	0.00%
Transfers & Other	4,490,480	16,673,831	26.93%	3,585,435	17,206,946	20.84%
TOTAL REVENUE	\$6,502,042	\$26,454,904	24.58%	\$5,564,626	\$25,907,898	21.48%
EXPENDITURES						
Salaries	\$1,153,677	\$7,252,549	15.91%	\$1,065,059	\$7,270,386	14.65%
Employee Benefits	787,347	5,179,207	15.20%	737,326	5,288,568	13.94%
Purchased Services	144,588	1,855,198	7.79%	82,756	2,021,689	4.09%
Other Purchased Services	281,119	986,661	28.49%	240,266	702,614	34.20%
Supplies & Materials	77,206	277,288	27.84%	18,846	398,158	4.73%
Capital Outlay	13,683	106,368	12.86%	0	104,927	0.00%
Other Expenditures	89,101	831,542	10.72%	60,670	927,540	6.54%
Transfers & Other	60,000	5,958,020	1.01%	0	7,790,199	0.00%
TOTAL EXPENDITURES	\$2,606,721	\$22,446,833	11.61%	\$2,204,923	\$24,504,081	9.00%
SURPLUS / (DEFICIT)	\$3,895,321	\$4,008,071		\$3,359,703	\$1,403,817	
ENDING FUND BALANCE		\$26,758,537			\$28,162,354	

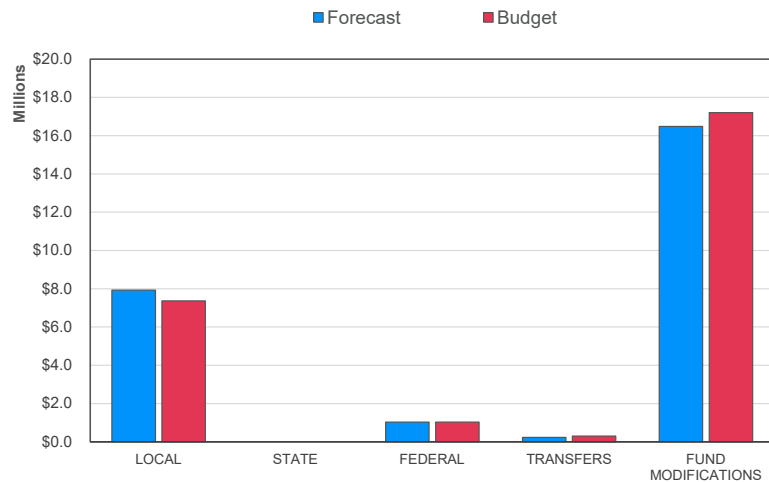


Cooperative Activities Fund | Financial Forecast

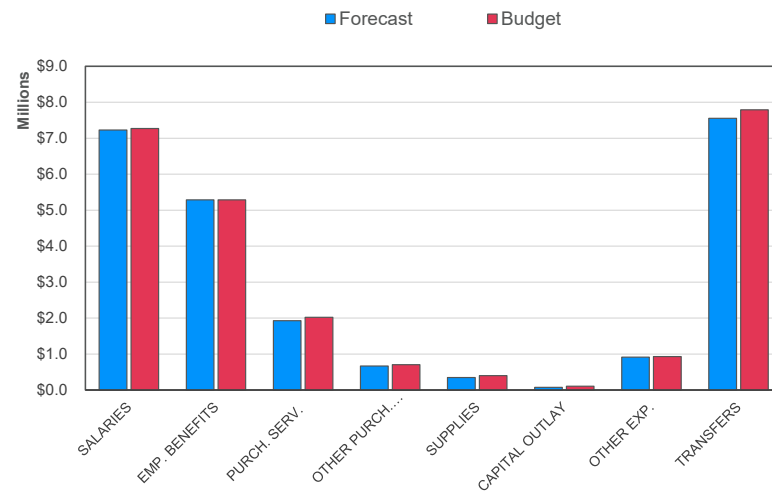
For the Period Ending September 30, 2024

	Prior YTD	Current YTD	Add: Projections	Annual Forecast	Annual Budget	Variance Over / (Under)
REVENUES						
Local	\$1,929,299	\$1,979,191	\$5,953,337	\$7,932,527	\$7,367,265	\$565,262
Non-Ed Entities	0	0	0	0	0	0
State	160	0	1,025,552	1,025,552	1,033,687	(8,135)
Federal	82,104	0	230,015	230,015	300,000	(69,985)
Transfers & Other	4,490,480	3,585,435	12,896,878	16,482,313	17,206,946	(724,633)
TOTAL REVENUE	\$6,502,042	\$5,564,626	\$20,105,781	\$25,670,407	\$25,907,898	(\$237,491)
EXPENDITURES						
Salaries	\$1,153,677	\$1,065,059	\$6,163,235	\$7,228,294	\$7,270,386	(\$42,092)
Employee Benefits	787,347	737,326	4,549,806	5,287,132	5,288,568	(1,436)
Purchased Services	144,588	82,756	1,845,804	1,928,560	2,021,689	(93,129)
Other Purchased Services	281,119	240,266	429,975	670,241	702,614	(32,373)
Supplies & Materials	77,206	18,846	329,314	348,160	398,158	(49,998)
Capital Outlay	13,683	0	75,001	75,001	104,927	(29,926)
Other Expenditures	89,101	60,670	853,198	913,868	927,540	(13,672)
Transfers & Other	60,000	0	7,551,397	7,551,397	7,790,199	(238,802)
TOTAL EXPENDITURES	\$2,606,721	\$2,204,923	\$21,797,730	\$24,002,653	\$24,504,081	(\$501,428)
SURPLUS / (DEFICIT)	\$3,895,321	\$3,359,703	(\$1,691,948)	\$1,667,755	\$1,403,817	
ENDING FUND BALANCE				\$28,426,291	\$28,162,354	\$263,938

Revenues by Source | Forecast vs. Budget



Expenditures by Object | Forecast vs. Budget



SEPTEMBER 2024 Head Start Financial Summary
Washtenaw ISD Head Start and Early Head Start Grant 05CH0112694-01-00
Budget Period for 07/01/2024 – 06/30/2025 Grant Year

	2024-2025 EHS/HS BUDGET	ACTUAL EXPENSES	ENCUMBRANCE	REMAINING BUDGET REVENUE	% USED
TRAINING AND TECHNICAL ASSISTANCE	\$63,216.00		1500.00	\$61716.00	2.37%
PERSONNEL	\$1,057,197.00	\$210,085.22	0	847,111.78	19.87%
FRINGE BENEFITS	\$641,908.00	\$153,215.22	0	\$488,692.78	23.87%
EQUIPMENT	\$8,800.00	0	0	\$8,800.00	0%
TRAVEL OUT OF TOWN	\$28,614.00	\$1995.20	\$50.00	\$26,568.80	7.15%
SUPPLIES	\$47,239.00	\$13,253.44	\$318.64	\$33,666.92	28.73%
CONTRACTUAL	\$3,791,169.00	\$41,165.51	\$129,328.62	\$3,620,674.85	2.30%
OTHER	\$46,421.00	\$5,470.09	0	\$40,950.91	11.78%
TOTAL	\$5,684,564.00	\$425,184.68	\$131,197.28	\$5,128,182.04	~10%

Actual Grant Expenditures as a % of Award

~7% of Head Start/EHS Award

Revenue of Award

TOTAL REVENUE TO DATE: \$0

Grant Expenditures

TOTAL EXPENDITURES TO DATE: \$ 425,185.68

TOTAL ENCUMBERANCES: \$ 131,197.28

EXPENDITURES FOR SEPTEMBER: \$168,189.63

EXPENSES FOR SEPTEMBER:

SALARIES

FRINGES

MEMBERSHIP DUES

BUILDING

REPAIRS/MAINTENANCE(BEATTY)

CONFERENCE/PD

PROGRAM MATERIALS AND SUPPLIES

MARKETING MATERIALS

MEALS

PRINTING SERVICES

TELEPHONE SERVICES

HEALTH SUPPLIES

MILEAGE

ELECTRICITY-BEATTY

WATER BILL

CREDIT RECD FOR TRAVEL EXPENSES

		Expenditures					
		07/01/2024 -					
		06/30/2025					
	Revenue	Budget	Current Month	Encumbrances	Remaining	% Used/Rec'd	
	9/30/2024	\$5,684,564.00	\$168,189.63	\$131,197.28	\$425,184.68	\$5,128,182.04	9.79%

SUB-RECIPIENTS

G/L Account Number - Combined

Account Description

TRAINING AND TECHNICAL

ASSISTANCE \$ 63,216

11.1221.3190.987.7235.90713.0000	Other Prof & Technical Services	\$6,212.00	\$0.00	\$1,500.00	\$0.00	\$4,712.00	24.14%
11.1221.3220.987.7235.90713.0000	Workshops and Conf Travel	\$7,468.00	\$0.00	\$0.00	\$0.00	\$7,468.00	0.00%
11.1221.6420.987.7235.90715.0000	Capital-New Equip <\$5000	\$1,400.00	\$0.00	\$0.00	\$0.00	\$1,400.00	0.00%
11.1221.3190.988.7235.90713.0000	Other Prof & Technical Services	\$15,036.00	\$0.00	\$0.00	\$0.00	\$15,036.00	0.00%
11.1221.3220.988.7235.90713.0000	Workshops and Conf Travel	\$14,326.00	(\$482.90)	\$0.00	\$0.00	\$14,326.00	0.00%
11.1221.3430.988.7235.90715.0000	Mail/Postage Serv	\$4,874.00	\$0.00	\$0.00	\$0.00	\$4,874.00	0.00%
11.1221.5110.988.7235.90715.0000	Teaching/Testing Supplies	\$1,000.00	\$0.00	\$0.00	\$0.00	\$1,000.00	0.00%
11.1221.6420.988.7235.90715.0000	Capital-New Equip <\$5000	\$4,200.00	\$0.00	\$0.00	\$0.00	\$4,200.00	0.00%
11.1221.7410.988.7235.90717.0000	Dues and Fees	\$2,000.00	\$0.00	\$0.00	\$0.00	\$2,000.00	0.00%
11.1411.8220.000.7235.81020.0000	Sub-Grantee- YCS	\$6,700.00	\$0.00	\$0.00	\$0.00	\$6,700.00	0.00%
	TOTAL	\$63,216.00	(\$482.90)	\$1,500.00	\$0.00	\$61,716.00	2.37%

PERSONNEL \$ 1,057,197

ADMINISTRATIVE SALARIES

11.1226.1160.000.7235.90711.0000	Supervision/Direction-Staff	\$34,073.00	\$988.47	\$0.00	\$5,782.11	\$28,290.89	16.96%
11.1226.1170.000.7235.90711.0000	Program/Department Direction	\$59,274.00	\$4,005.86	\$0.00	\$12,017.58	\$47,256.42	20.27%
11.1226.1590.000.7235.90711.0000	Other Technical	\$20,576.00	\$682.41	\$0.00	\$4,911.42	\$15,664.58	23.86%
11.1226.1620.000.7235.90711.0000	Secretary-Clerical-Bookkeeper	\$12,759.00	\$494.01	\$0.00	\$1,969.88	\$10,789.12	15.43%
11.1226.1790.000.7235.90711.0000	Other Special Payments	\$378.00	\$15.76	\$0.00	\$47.28	\$330.72	12.50%
11.1226.1160.987.7235.90711.0000	Supervision/Direction-Staff	\$14,019.00	\$774.65	\$0.00	\$2,708.04	\$11,310.96	19.31%
11.1226.1170.987.7235.90711.0000	Program/Department Direction	\$21,391.00	\$1,770.78	\$0.00	\$5,312.34	\$16,078.66	24.83%
11.1226.1590.987.7235.90711.0000	Other Technical	\$5,144.00	\$170.60	\$0.00	\$1,227.84	\$3,916.16	23.86%
11.1226.1620.987.7235.90711.0000	Secretary-Clerical-Bookkeeper	\$1,418.00	\$100.96	\$0.00	\$361.43	\$1,056.57	25.48%
11.1226.1790.987.7235.90711.0000	Other Special Payments	\$159.00	\$9.46	\$0.00	\$28.38	\$130.62	17.84%
	SUB TOTAL	\$169,191.00	\$9,012.96	\$0.00	\$34,366.30	\$134,824.70	20.31%

INSTRUCTIONAL SALARIES

11.1281.1160.000.7235.90711.0000	Supervision/Direction-Staff	\$14,924.00	\$627.62	\$0.00	\$1,882.86	\$13,041.14	12.61%
11.1281.1180.000.7235.90711.0000	Research	\$89,469.00	\$8,921.92	\$0.00	\$25,816.41	\$63,652.59	28.85%
11.1281.1790.000.7235.90711.0000	Other Special Payments	\$104.00	\$8.78	\$0.00	\$27.44	\$76.56	26.38%
11.1281.1180.987.7235.90711.0000	Research	\$6,863.00	\$3,647.18	\$0.00	\$7,218.34	(\$355.34)	105.17%
11.1351.1220.000.7235.90711.0000	Counseling	\$278,496.00	\$10,911.23	\$0.00	\$23,323.87	\$255,172.13	8.37%
11.1351.1250.000.7235.90711.0000	Instructional Counseling	\$39,596.00	\$5,067.64	\$0.00	\$13,075.08	\$26,520.92	33.02%
11.1351.1440.000.7235.90711.0000	Social Work	\$54,753.00	\$4,504.20	\$0.00	\$13,512.60	\$41,240.40	24.67%

11.1351.1620.000.7235.90711.0000	Secretary-Clerical-Bookkeeper	\$13,688.00	\$2,126.98	\$0.00	\$6,380.94	\$7,307.06	46.61%
11.1351.1220.987.7235.90711.0000	Counseling	\$69,010.00	\$4,705.18	\$0.00	\$14,115.54	\$54,894.46	20.45%
11.1351.1250.987.7235.90711.0000	Instructional Counseling	\$274,983.00	\$21,808.72	\$0.00	\$63,475.38	\$211,507.62	23.08%
11.1351.1440.987.7235.90711.0000	Social Work	\$44,599.00	\$2,260.38	\$0.00	\$6,515.10	\$38,083.90	14.60%
11.1351.1620.987.7235.90711.0000	Secretary-Clerical-Bookkeeper	\$1,521.00	\$125.12	\$0.00	\$375.36	\$1,145.64	24.67%
	SUB TOTAL	\$888,006.00	\$64,714.95	\$0.00	\$175,718.92	\$712,287.08	19.79%
TOTAL		\$1,057,197.00	\$73,727.91	\$0.00	\$210,085.22	\$847,111.78	19.87%

FRINGES \$641908

ADMINISTRATIVE BENEFITS

11.1226.2110.000.7235.90711.0000	Group Life	\$240.00	\$14.20	\$0.00	\$42.60	\$197.40	17.75%
11.1226.2120.000.7235.90711.0000	Group Disability	\$247.00	\$14.42	\$0.00	\$43.26	\$203.74	17.51%
11.1226.2130.000.7235.90711.0000	Group Health and Accident	\$6,963.00	\$471.24	\$0.00	\$1,413.72	\$5,549.28	20.30%
11.1226.2140.000.7235.90711.0000	Dental Health Care	\$522.00	\$36.14	\$0.00	\$108.42	\$413.58	20.77%
11.1226.2150.000.7235.90711.0000	Vision Care	\$201.00	\$14.88	\$0.00	\$44.64	\$156.36	22.20%
11.1226.2820.000.7235.90711.0000	Contribution to State and Local Retire	\$50,798.00	\$2,909.87	\$0.00	\$10,934.94	\$39,863.06	21.52%
11.1226.2830.000.7235.90711.0000	Employer Social Security	\$9,920.00	\$459.15	\$0.00	\$1,861.03	\$8,058.97	18.76%
11.1226.2920.000.7235.90711.0000	Cash in Lieu of Benefits	\$1,124.00	\$99.36	\$0.00	\$298.08	\$825.92	26.51%
11.1226.2110.987.7235.90711.0000	Group Life	\$92.00	\$5.04	\$0.00	\$15.12	\$76.88	16.43%
11.1226.2120.987.7235.90711.0000	Group Disability	\$87.00	\$4.96	\$0.00	\$14.88	\$72.12	17.10%
11.1226.2130.987.7235.90711.0000	Group Health and Accident	\$1,895.00	\$154.08	\$0.00	\$462.24	\$1,432.76	24.39%
11.1226.2140.987.7235.90711.0000	Dental Health Care	\$143.00	\$11.76	\$0.00	\$35.28	\$107.72	24.67%
11.1226.2150.987.7235.90711.0000	Vision Care	\$55.00	\$4.38	\$0.00	\$13.14	\$41.86	23.89%
11.1226.2820.987.7235.90711.0000	Contribution to State and Local Retire	\$15,631.00	\$1,153.05	\$0.00	\$3,887.56	\$11,743.44	24.87%
11.1226.2830.987.7235.90711.0000	Employer Social Security	\$3,368.00	\$210.61	\$0.00	\$727.94	\$2,640.06	21.61%
11.1226.2920.987.7235.90711.0000	Cash in Lieu of Benefits	\$411.00	\$44.16	\$0.00	\$132.48	\$278.52	32.23%
	SUB TOTAL	\$91,697.00	\$5,607.30	\$0.00	\$20,035.33	\$71,661.67	21.85%

INSTRUCTIONAL BENEFITS

HS

11.1281.2110.000.7235.90711.0000	Group Life	\$297.00	\$27.15	\$0.00	\$78.00	\$219.00	26.26%
11.1281.2120.000.7235.90711.0000	Group Disability	\$251.00	\$22.87	\$0.00	\$65.64	\$185.36	26.15%
11.1281.2130.000.7235.90711.0000	Group Health and Accident	\$3,739.00	\$57.96	\$0.00	\$376.59	\$3,362.41	10.07%
11.1281.2140.000.7235.90711.0000	Dental Health Care	\$1,848.00	\$135.00	\$0.00	\$420.69	\$1,427.31	22.76%
11.1281.2150.000.7235.90711.0000	Vision Care	\$420.00	\$43.41	\$0.00	\$120.27	\$299.73	28.63%
11.1281.2820.000.7235.90711.0000	Contribution to State and Local Retire	\$50,947.00	\$4,624.76	\$0.00	\$13,461.92	\$37,485.08	26.42%
11.1281.2830.000.7235.90711.0000	Employer Social Security	\$8,308.00	\$726.58	\$0.00	\$2,101.78	\$6,206.22	25.29%
11.1281.2920.000.7235.90711.0000	Cash in Lieu of Benefits	\$2,877.00	\$326.46	\$0.00	\$896.56	\$1,980.44	31.16%

HS

11.1351.2110.000.7235.90711.0000	Group Life	\$411.00	\$59.82	\$0.00	\$151.94	\$259.06	36.96%
11.1351.2120.000.7235.90711.0000	Group Disability	\$437.00	\$55.22	\$0.00	\$137.64	\$299.36	31.49%
11.1351.2130.000.7235.90711.0000	Group Health and Accident	\$33,608.00	\$4,713.72	\$0.00	\$10,192.56	\$23,415.44	30.32%
11.1351.2140.000.7235.90711.0000	Dental Health Care	\$3,992.00	\$554.14	\$0.00	\$1,367.18	\$2,624.82	34.24%

11.1351.2150.000.7235.90711.0000	Vision Care	\$966.00	\$131.40	\$0.00	\$323.40	\$642.60	33.47%
11.1351.2820.000.7235.90711.0000	Contribution to State and Local Retire	\$102,930.00	\$11,034.92	\$0.00	\$27,433.62	\$75,496.38	26.65%
11.1351.2830.000.7235.90711.0000	Employer Social Security	\$14,123.00	\$1,695.44	\$0.00	\$4,244.00	\$9,879.00	30.05%
11.1351.2920.000.7235.90711.0000	Cash in Lieu of Benefits	\$2,250.00	\$166.66	\$0.00	\$499.98	\$1,750.02	22.22%
EHS							
11.1281.2110.987.7235.90711.0000	Group Life	\$20.00	\$7.90	\$0.00	\$17.70	\$2.30	88.50%
11.1281.2120.987.7235.90711.0000	Group Disability	\$17.00	\$6.35	\$0.00	\$13.87	\$3.13	81.58%
11.1281.2140.987.7235.90711.0000	Dental Health Care	\$157.00	\$78.38	\$0.00	\$104.50	\$52.50	66.56%
11.1281.2150.987.7235.90711.0000	Vision Care	\$37.00	\$18.48	\$0.00	\$24.64	\$12.36	66.59%
11.1281.2820.987.7235.90711.0000	Contribution to State and Local Retire	\$3,373.00	\$1,696.36	\$0.00	\$3,394.26	(\$21.26)	100.63%
11.1281.2830.987.7235.90711.0000	Employer Social Security	\$551.00	\$265.35	\$0.00	\$543.25	\$7.75	98.59%
11.1281.2920.987.7235.90711.0000	Cash in Lieu of Benefits	\$251.00	\$118.66	\$0.00	\$231.00	\$20.00	92.03%
EHS							
11.1351.2110.987.7235.90711.0000	Group Life	\$761.00	\$49.56	\$0.00	\$145.00	\$616.00	19.05%
11.1351.2120.987.7235.90711.0000	Group Disability	\$932.00	\$69.27	\$0.00	\$199.43	\$732.57	21.39%
11.1351.2130.987.7235.90711.0000	Group Health and Accident	\$85,095.00	\$5,991.96	\$0.00	\$17,370.48	\$67,724.52	20.41%
11.1351.2140.987.7235.90711.0000	Dental Health Care	\$7,386.00	\$502.33	\$0.00	\$1,458.97	\$5,927.03	19.75%
11.1351.2150.987.7235.90711.0000	Vision Care	\$1,632.00	\$108.49	\$0.00	\$313.13	\$1,318.87	19.18%
11.1351.2820.987.7235.90711.0000	Contribution to State and Local Retire	\$189,902.00	\$13,926.95	\$0.00	\$40,565.54	\$149,336.46	21.36%
11.1351.2830.987.7235.90711.0000	Employer Social Security	\$30,057.00	\$2,140.49	\$0.00	\$6,267.61	\$23,789.39	20.85%
11.1351.2920.987.7235.90711.0000	Cash in Lieu of Benefits	\$2,636.00	\$219.58	\$0.00	\$658.74	\$1,977.26	24.99%
	SUBTOTAL	\$550,211.00	\$49,575.62	\$0.00	\$133,179.89	\$417,031.11	24.21%
TOTAL		\$641,908.00	\$55,182.92	\$0.00	\$153,215.22	\$488,692.78	23.87%
TRAVEL \$28,614							
ADMINISTRATIVE TRAVEL							
11.1226.3220.000.7234.90711.0000	Workshops and Conf Travel	\$7,179.00	\$1,160.85	\$50.00	\$1,339.05	\$5,789.95	19.34%
11.1226.3220.987.7234.90713.0000	Workshops and Conf Travel	\$7,435.00	\$290.22	\$0.00	\$310.02	\$7,124.98	4.16%
	SUBTOTAL	\$14,614.00	\$1,451.07	\$50.00	\$1,649.07	\$12,914.93	11.63%
INSTRUCTIONAL TRAVEL							
11.1351.3220.000.7234.90713.0000	Workshops and Conf Travel	\$7,000.00	\$0.00	\$0.00	\$0.00	\$7,000.00	0.00%
11.1351.3220.987.7235.90713.0000	Workshops and Conf Travel	\$7,000.00	(\$482.91)	\$0.00	\$346.13	\$6,653.87	4.94%
	SUBTOTAL	\$14,000.00	(\$482.91)	\$0.00	\$346.13	\$13,653.87	2.47%
TOTAL		\$28,614.00	\$968.16	\$50.00	\$1,995.20	\$26,568.80	7.15%
EQUIPMENT \$8,800							
11.1351.6420.987.7235.90714.0000	Capital-New Equip <\$5000	\$8,800.00	\$0.00	\$0.00	\$0.00	\$8,800.00	0.00%
TOTAL		\$8,800.00	\$0.00	\$0.00	\$0.00	\$8,800.00	0.00%

SUPPLIES \$47,239

11.1261.5980.000.7235.90716.0000	Misc. Hardware & Tool Supp	\$15,000.00	\$6,604.57	\$0.00	\$6,604.57	\$8,395.43	44.03%
11.1351.3430.000.7235.90715.0000	Mail/Postage Serv	\$850.00	\$0.00	\$0.00	\$0.00	\$850.00	0.00%
11.1351.3510.000.7235.90715.0000	Advertisement Serv	\$2,500.00	\$2,352.47	\$0.00	\$2,352.47	\$147.53	94.09%
11.1351.3610.000.7235.90716.0000	Printing Serv	\$1,500.00	\$57.80	\$0.00	\$404.13	\$1,095.87	26.94%
11.1351.5910.000.7235.90715.0000	Office Supplies	\$2,500.00	\$0.00	\$0.00	\$57.04	\$2,442.96	2.28%
11.1351.5910.000.7235.90716.0000	Office Supplies	\$5,300.00	\$152.85	\$0.00	\$308.07	\$4,991.93	5.81%
11.1351.5990.000.7235.90715.0000	Misc. Supp & Matls	\$5,589.00	\$89.29	\$106.21	\$1,519.00	\$3,963.79	29.07%
11.1351.3430.987.7235.90715.0000	Mail/Postage Serv	\$750.00	\$0.00	\$0.00	\$0.00	\$750.00	0.00%
11.1351.3510.987.7235.90715.0000	Advertisement Serv	\$1,500.00	\$0.00	\$0.00	\$0.00	\$1,500.00	0.00%
11.1351.3610.987.7235.90716.0000	Printing Serv	\$1,750.00	\$200.71	\$0.00	\$533.83	\$1,216.17	30.50%
11.1351.5910.987.7235.90715.0000	Office Supplies	\$1,000.00	\$0.00	\$0.00	\$720.09	\$279.91	72.00%
11.1351.5910.987.7235.90716.0000	Office Supplies	\$4,000.00	\$0.00	\$0.00	\$0.00	\$4,000.00	0.00%
11.1351.5990.987.7235.90715.0000	Misc. Supp & Matls	\$5,000.00	\$178.56	\$212.43	\$754.24	\$4,033.33	19.33%
TOTAL		\$47,239.00	\$9,636.25	\$318.64	\$13,253.44	\$33,666.92	28.73%

CONTRACTUAL \$3,791,169.00

11.1351.3190.000.7235.90716.0000	Other Prof & Technical Services	\$840.00	\$552.50	\$0.00	\$703.74	\$136.26	83.77%
11.1351.3190.987.7235.90716.0000	Other Prof & Technical Services	\$51,000.00	\$0.00	\$35,000.00	\$0.00	\$16,000.00	68.62%
11.1311.3130.000.7235.90716.0000	Pupil Services	\$5,500.00	\$1,435.70	\$2,433.00	\$1,435.70	\$1,631.30	70.34%
11.1311.3130.987.7235.90716.0000	Pupil Services	\$2,000.00	\$0.00	\$0.00	\$0.00	\$2,000.00	0.00%
11.1351.4140.000.7235.90716.0000	Software Maint Agmts Serv	\$13,920.00	\$0.00	\$0.00	\$0.00	\$13,920.00	0.00%
11.1351.3450.987.7235.90716.0000	Software Lic/Agmts Serv	\$4,455.00	\$0.00	\$0.00	\$0.00	\$4,455.00	0.00%
11.1351.5110.000.7235.90716.0000	Teaching/Testing Supplies	\$8,000.00	\$0.00	\$0.00	\$0.00	\$8,000.00	0.00%
SUBTOTAL		\$85,715.00	\$1,988.20	\$37,433.00	\$2,139.44	\$46,142.56	46.17%

BEATTY ELC

11.1351.3830.000.7235.90717.0000	Water Sewage Serv	\$4,000.00	\$64.20	\$0.00	\$105.02	\$3,894.98	2.62%
11.1351.5520.000.7235.90716.0000	Electricity Supp	\$45,000.00	\$2,420.52	\$0.00	\$6,462.85	\$38,537.15	14.36%
11.1261.3910.000.7235.90716.0000	Property and Liability Insur Serv	\$9,474.00	\$0.00	\$0.00	\$9,473.76	\$0.24	99.99%
11.1261.4110.000.7235.90716.0000	Building Repair Serv	\$159,166.00	\$22,548.18	\$89,932.47	\$22,548.18	\$46,685.35	70.66%
SUBTOTAL		\$217,640.00	\$25,032.90	\$89,932.47	\$38,589.81	\$89,117.72	59.05%

11.1411.8510.000.7234.81010.0000	Sub-Grantee / Flow through Disbursements - AAPS	\$704,228.00	\$0.00	\$0.00	\$0.00	\$704,228.00	0.00%
11.1411.8510.000.7234.81020.0000	Sub-Grantee / Flow through Disbursements - YCS	\$1,962,922.00	\$0.00	\$0.00	\$0.00	\$1,962,922.00	0.00%
11.1411.8510.000.7234.81020.0000	Sub-Grantee / Flow through Disbursements - YCS	\$213,168.00	\$0.00	\$0.00	\$0.00	\$213,168.00	0.00%
11.1411.8510.987.7234.81040.0000	Sub-Grantee / Flow through Disbursements - Lincoln	\$323,370.00	\$0.00	\$0.00	\$0.00	\$323,370.00	0.00%

11.1411.8510.000.7234.81070.0000	Sub-Grantee / Flow through Disbursements - Whitmore Lake	\$107,790.00	\$0.00	\$0.00	\$0.00	\$107,790.00	0.00%
11.1445.8510.987.7235.91004.0000-GF	Sub-Grantee / Flow through Disbursements - Gretchen's House	\$172,464.00	\$0.00	\$0.00	\$0.00	\$172,464.00	0.00%
SUBTOTAL		\$3,483,942.00	\$0.00	\$0.00	\$0.00	\$3,483,942.00	0.00%
SOCIALIZATION FACILITY							
11.1261.4210.987.7235.90716.0000	Land/Building Rental Serv	\$3,872.00	\$0.00	\$1,963.17	\$436.26	\$1,472.57	61.96%
SUBTOTAL		\$3,872.00	\$0.00	\$1,963.17	\$436.26	\$1,472.57	61.97%
TOTAL		\$3,791,169.00	\$27,021.10	\$129,328.64	\$41,165.51	\$3,620,674.85	4.50%
OTHER \$46,421.00							
11.1226.3210.000.7235.90711.0000	Regular Duty Travel	\$300.00	\$175.88	\$0.00	\$252.13	\$47.87	84.04%
11.1226.7410.000.7235.90717.0000	Dues and Fees	\$6,000.00	\$505.00	\$0.00	\$505.00	\$5,495.00	8.41%
11.1226.3210.987.7235.90717.0000	Regular Duty Travel	\$500.00	\$0.00	\$0.00	\$0.00	\$500.00	0.00%
11.1226.7410.987.7235.90717.0000	Dues and Fees	\$2,101.00	\$980.00	\$0.00	\$980.00	\$1,121.00	46.64%
11.1281.3210.000.7235.90711.0000	Regular Duty Travel	\$1,500.00	\$0.00	\$0.00	\$0.00	\$1,500.00	0.00%
11.1281.3210.987.7235.90717.0000	Regular Duty Travel	\$200.00	\$0.00	\$0.00	\$0.00	\$200.00	0.00%
11.1351.3150.000.7235.90717.0000	Management Services	\$4,400.00	\$0.00	\$0.00	\$390.05	\$4,009.95	8.86%
11.1351.3150.987.7235.90715.0000	Management Services	\$4,070.00	\$0.00	\$0.00	\$43.01	\$4,026.99	1.05%
11.1351.3210.000.7235.90717.0000	Regular Duty Travel	\$1,500.00	\$0.00	\$0.00	\$112.56	\$1,387.44	7.50%
11.1351.3210.987.7235.90717.0000	Regular Duty Travel	\$10,500.00	\$325.29	\$0.00	\$1,370.34	\$9,129.66	13.05%
11.1351.3930.000.7235.90717.0000	Fleet Insur Serv	\$4,000.00	\$0.00	\$0.00	\$1,367.00	\$2,633.00	34.17%
11.1351.5110.987.7235.90715.0000	Teaching/Testing Supplies	\$1,000.00	\$0.00	\$0.00	\$0.00	\$1,000.00	0.00%
11.1226.3410.000.7235.90711.0000	Telephone Serv	\$792.00	\$12.50	\$0.00	\$37.50	\$754.50	
11.1226.3410.987.7235.90711.0000	Telephone Serv	\$258.00	\$7.50	\$0.00	\$22.50	\$235.50	8.72%
11.1281.3410.000.7235.90711.0000	Telephone Serv	\$1,920.00	\$5.00	\$0.00	\$15.00	\$1,905.00	
11.1281.3410.987.7235.90717.0000	Telephone Serv	\$60.00	\$0.00	\$0.00	\$0.00	\$60.00	0.00%
11.1351.3410.000.7235.90711.0000	Telephone Serv	\$3,015.00	\$65.00	\$0.00	\$195.00	\$2,820.00	6.46%
11.1351.3410.987.7235.90711.0000	Telephone Serv	\$4,305.00	\$60.00	\$0.00	\$180.00	\$4,125.00	4.18%
TOTAL		\$46,421.00	\$2,136.17	\$0.00	\$5,470.09	\$40,950.91	11.78%
GRAND TOTAL \$5,684,564		\$5,684,564.00	\$168,189.61	\$131,197.28	\$425,184.68	\$5,128,182.04	

G/L Account Number	Account Description	Adopted Budget	Budget		Current Month Actual	Encumbrances	Actual	Budget - Actual	% Used/Rec'd	Prior Year Total
			Amendments	Amended Budget						
Fund 11 - General Fund										
Account Type Revenue										
Function 0000 - Revenue										
Program 000 - Unassigned										
11.0413.0000.000.7235.00000.0000	Restricted Received Directly from Federal Government	4,872,340.00	812,224.00	5,684,564.00	.00	.00	.00	5,684,564.00	0	.00
Program 000 - Unassigned Totals		\$4,872,340.00	\$812,224.00	\$5,684,564.00	\$0.00	\$0.00	\$0.00	\$5,684,564.00	0%	\$0.00
Function 0000 - Revenue Totals		\$4,872,340.00	\$812,224.00	\$5,684,564.00	\$0.00	\$0.00	\$0.00	\$5,684,564.00	0%	\$0.00
Account Type Revenue Totals		\$4,872,340.00	\$812,224.00	\$5,684,564.00	\$0.00	\$0.00	\$0.00	\$5,684,564.00	0%	\$0.00
Account Type Expense										
Function 1221 - Improvement of Instruction										
Program 987 - Early Head Start										
11.1221.3190.987.7235.90713.0000	Other Prof & Technical Services	.00	6,212.00	6,212.00	.00	1,500.00	.00	4,712.00	24	.00
11.1221.3220.987.7235.90713.0000	Workshops and Conf Travel	.00	7,468.00	7,468.00	.00	.00	.00	7,468.00	0	.00
11.1221.6420.987.7235.90715.0000	Capital-New Equip <\$5000	.00	1,400.00	1,400.00	.00	.00	.00	1,400.00	0	.00
Program 987 - Early Head Start Totals		\$0.00	\$15,080.00	\$15,080.00	\$0.00	\$1,500.00	\$0.00	\$13,580.00	10%	\$0.00
Program 988 - Head Start Tech Assistance Alloc										
11.1221.3190.988.7235.90713.0000	Other Prof & Technical Services	.00	15,036.00	15,036.00	.00	.00	.00	15,036.00	0	.00
11.1221.3220.988.7235.90713.0000	Workshops and Conf Travel	.00	14,326.00	14,326.00	(482.90)	.00	.00	14,326.00	0	.00
11.1221.3430.988.7235.90715.0000	Mail/Postage Serv	.00	4,874.00	4,874.00	.00	.00	.00	4,874.00	0	.00
11.1221.5110.988.7235.90715.0000	Teaching/Testing Supplies	.00	1,000.00	1,000.00	.00	.00	.00	1,000.00	0	.00
11.1221.6420.988.7235.90715.0000	Capital-New Equip <\$5000	.00	4,200.00	4,200.00	.00	.00	.00	4,200.00	0	.00
11.1221.7410.988.7235.90717.0000	Dues and Fees	.00	2,000.00	2,000.00	.00	.00	.00	2,000.00	0	.00
Program 988 - Head Start Tech Assistance Alloc Totals		\$0.00	\$41,436.00	\$41,436.00	(\$482.90)	\$0.00	\$0.00	\$41,436.00	0%	\$0.00
Function 1221 - Improvement of Instruction Totals		\$0.00	\$56,516.00	\$56,516.00	(\$482.90)	\$1,500.00	\$0.00	\$55,016.00	3%	\$0.00
Function 1226 - Supervision/Direction of Instr Staff										
Program 000 - Unassigned										
11.1226.1160.000.7235.90711.0000	Supervision/Direction-Staff	38,804.00	(4,731.00)	34,073.00	988.47	.00	5,782.11	28,290.89	17	.00
11.1226.1170.000.7235.90711.0000	Program/Department Direction	59,274.00	.00	59,274.00	4,005.86	.00	12,017.58	47,256.42	20	.00
11.1226.1590.000.7235.90711.0000	Other Technical	20,576.00	.00	20,576.00	682.41	.00	4,911.42	15,664.58	24	.00
11.1226.1620.000.7235.90711.0000	Secretary-Clerical-Bookkeeper	12,759.00	.00	12,759.00	494.01	.00	1,969.88	10,789.12	15	.00
11.1226.1790.000.7235.90711.0000	Other Special Payments	378.00	.00	378.00	15.76	.00	47.28	330.72	13	.00
11.1226.2110.000.7235.90711.0000	Group Life	261.00	(21.00)	240.00	14.20	.00	42.60	197.40	18	.00
11.1226.2120.000.7235.90711.0000	Group Disability	265.00	(18.00)	247.00	14.42	.00	43.26	203.74	18	.00
11.1226.2130.000.7235.90711.0000	Group Health and Accident	7,219.00	(256.00)	6,963.00	471.24	.00	1,413.72	5,549.28	20	.00
11.1226.2140.000.7235.90711.0000	Dental Health Care	541.00	(19.00)	522.00	36.14	.00	108.42	413.58	21	.00
11.1226.2150.000.7235.90711.0000	Vision Care	206.00	(5.00)	201.00	14.88	.00	44.64	156.36	22	.00
11.1226.2820.000.7235.90711.0000	Contribution to State and Local Retirement Funds	52,498.00	(1,700.00)	50,798.00	2,909.87	.00	10,934.94	39,863.06	22	.00
11.1226.2830.000.7235.90711.0000	Employer Social Security	10,214.00	(294.00)	9,920.00	459.15	.00	1,861.03	8,058.97	19	.00
11.1226.2920.000.7235.90711.0000	Cash in Lieu of Benefits	1,193.00	(69.00)	1,124.00	99.36	.00	298.08	825.92	27	.00
11.1226.3210.000.7235.90711.0000	Regular Duty Travel	.00	300.00	300.00	175.88	.00	252.13	47.75	84	.00
11.1226.3220.000.7235.90711.0000	Workshops and Conf Travel	.00	7,179.00	7,179.00	1,160.85	50.00	1,339.05	5,789.95	19	.00
11.1226.3410.000.7235.90711.0000	Telephone Serv	150.00	642.00	792.00	12.50	.00	37.50	754.50	5	.00
11.1226.7410.000.7235.90717.0000	Dues and Fees	.00	6,000.00	6,000.00	505.00	.00	505.00	5,495.00	8	.00
Program 000 - Unassigned Totals		\$204,338.00	\$7,008.00	\$211,346.00	\$12,060.00	\$50.00	\$41,608.64	\$169,687.36	20%	\$0.00
Program 987 - Early Head Start										
11.1226.1160.987.7235.90711.0000	Supervision/Direction-Staff	18,590.00	(4,571.00)	14,019.00	774.65	.00	2,708.04	11,310.96	19	.00
11.1226.1170.987.7235.90711.0000	Program/Department Direction	21,391.00	.00	21,391.00	1,770.78	.00	5,312.34	16,078.66	25	.00
11.1226.1590.987.7235.90711.0000	Other Technical	5,144.00	.00	5,144.00	170.60	.00	1,227.84	3,916.16	24	.00
11.1226.1620.987.7235.90711.0000	Secretary-Clerical-Bookkeeper	1,418.00	.00	1,418.00	100.96	.00	361.43	1,056.57	25	.00
11.1226.1790.987.7235.90711.0000	Other Special Payments	227.00	(68.00)	159.00	9.46	.00	28.38	130.62	18	.00
11.1226.2110.987.7235.90711.0000	Group Life	105.00	(13.00)	92.00	5.04	.00	15.12	76.88	16	.00
11.1226.2120.987.7235.90711.0000	Group Disability	98.00	(11.00)	87.00	4.96	.00	14.88	72.12	17	.00

G/L Account Number	Account Description	Budget			Current Month		Encumbrances	Actual	Budget - Actual	% Used/Rec'd	Prior Year Total
		Adopted Budget	Amendments	Amended Budget	Actual						
11.1226.2130.987.7235.90711.0000	Group Health and Accident	1,895.00	.00	1,895.00	154.08	.00	.00	462.24	1,432.76	24	.00
11.1226.2140.987.7235.90711.0000	Dental Health Care	143.00	.00	143.00	11.76	.00	.00	35.28	107.72	25	.00
11.1226.2150.987.7235.90711.0000	Vision Care	55.00	.00	55.00	4.38	.00	.00	13.14	41.86	24	.00
11.1226.2820.987.7235.90711.0000	Contribution to State and Local Retirement Funds	15,781.00	(150.00)	15,631.00	1,153.05	.00	.00	3,887.56	11,743.44	25	.00
11.1226.2830.987.7235.90711.0000	Employer Social Security	3,638.00	(270.00)	3,368.00	210.61	.00	.00	727.94	2,640.06	22	.00
11.1226.2920.987.7235.90711.0000	Cash in Lieu of Benefits	531.00	(120.00)	411.00	44.16	.00	.00	132.48	278.52	32	.00
11.1226.3210.987.7235.90717.0000	Regular Duty Travel	.00	500.00	500.00	.00	.00	.00	.00	500.00	0	.00
11.1226.3220.987.7235.90713.0000	Workshops and Conf Travel	.00	7,435.00	7,435.00	290.22	.00	.00	310.02	7,124.98	4	.00
11.1226.3410.987.7235.90711.0000	Telephone Serv	90.00	.00	90.00	7.50	.00	.00	22.50	67.50	25	.00
11.1226.3410.987.7235.90717.0000	Telephone Serv	.00	168.00	168.00	.00	.00	.00	.00	168.00	0	.00
11.1226.7410.987.7235.90717.0000	Dues and Fees	.00	2,101.00	2,101.00	980.00	.00	.00	980.00	1,121.00	47	.00
Program 987 - Early Head Start Totals		\$69,106.00	\$5,001.00	\$74,107.00	\$5,692.21	\$0.00	\$16,239.19	\$57,867.81		22%	\$0.00
Function 1226 - SupervisionDirection of Instr Staff Totals		\$273,444.00	\$12,009.00	\$285,453.00	\$17,752.21	\$50.00	\$57,847.83	\$227,555.17		20%	\$0.00
Function 1261 - Operating Buildings Services											
Program 000 - Unassigned											
11.1261.3910.000.7235.90716.0000	Property and Liability Insur Serv	.00	9,474.00	9,474.00	.00	.00	.00	9,473.76	.24	100	.00
11.1261.4110.000.7235.90716.0000	Building Repair Serv	.00	159,166.00	159,166.00	22,548.18	89,932.47	22,548.18	46,685.35		71	.00
11.1261.5980.000.7235.90716.0000	Misc. Hardware & Tool Supp	.00	15,000.00	15,000.00	6,604.57	.00	6,604.57	8,395.43		44	.00
Program 000 - Unassigned Totals		\$0.00	\$183,640.00	\$183,640.00	\$29,152.75	\$89,932.47	\$38,626.51	\$55,081.02		70%	\$0.00
Program 987 - Early Head Start											
11.1261.4210.987.7235.90716.0000	Land/Building Rental Serv	.00	3,872.00	3,872.00	.00	1,963.17	436.26	1,472.57		62	.00
Program 987 - Early Head Start Totals		\$0.00	\$3,872.00	\$3,872.00	\$0.00	\$1,963.17	\$436.26	\$1,472.57		62%	\$0.00
Function 1261 - Operating Buildings Services Totals		\$0.00	\$187,512.00	\$187,512.00	\$29,152.75	\$91,895.64	\$39,062.77	\$56,553.59		70%	\$0.00
Function 1281 - Planning, Research and Evaluation											
Program 000 - Unassigned											
11.1281.1160.000.7235.90711.0000	Supervision/Direction-Staff	14,924.00	.00	14,924.00	627.62	.00	.00	1,882.86	13,041.14	13	.00
11.1281.1180.000.7235.90711.0000	Research	90,962.00	(1,493.00)	89,469.00	8,921.92	.00	.00	25,816.41	63,652.59	29	.00
11.1281.1790.000.7235.90711.0000	Other Special Payments	104.00	.00	104.00	8.78	.00	.00	27.44	76.56	26	.00
11.1281.2110.000.7235.90711.0000	Group Life	297.00	.00	297.00	27.15	.00	.00	78.00	219.00	26	.00
11.1281.2120.000.7235.90711.0000	Group Disability	251.00	.00	251.00	22.87	.00	.00	65.64	185.36	26	.00
11.1281.2130.000.7235.90711.0000	Group Health and Accident	4,081.00	(342.00)	3,739.00	57.96	.00	.00	376.59	3,362.41	10	.00
11.1281.2140.000.7235.90711.0000	Dental Health Care	1,873.00	(25.00)	1,848.00	135.00	.00	.00	420.69	1,427.31	23	.00
11.1281.2150.000.7235.90711.0000	Vision Care	426.00	(6.00)	420.00	43.41	.00	.00	120.27	299.73	29	.00
11.1281.2820.000.7235.90711.0000	Contribution to State and Local Retirement Funds	51,707.00	(760.00)	50,947.00	4,624.76	.00	.00	13,461.92	37,485.08	26	.00
11.1281.2830.000.7235.90711.0000	Employer Social Security	8,401.00	(93.00)	8,308.00	726.58	.00	.00	2,101.78	6,206.22	25	.00
11.1281.2920.000.7235.90711.0000	Cash in Lieu of Benefits	2,899.00	(22.00)	2,877.00	326.46	.00	.00	896.56	1,980.44	31	.00
11.1281.3210.000.7235.90711.0000	Regular Duty Travel	.00	1,500.00	1,500.00	.00	.00	.00	.00	1,500.00	0	.00
11.1281.3410.000.7235.90711.0000	Telephone Serv	120.00	1,800.00	1,920.00	5.00	.00	.00	15.00	1,905.00	1	.00
Program 000 - Unassigned Totals		\$176,045.00	\$559.00	\$176,604.00	\$15,527.51	\$0.00	\$45,263.16	\$131,340.84		26%	\$0.00
Program 987 - Early Head Start											
11.1281.1180.987.7235.90711.0000	Research	6,863.00	.00	6,863.00	3,647.18	.00	.00	7,218.34	(355.34)	105	.00
11.1281.2110.987.7235.90711.0000	Group Life	20.00	.00	20.00	7.90	.00	.00	17.70	2.30	89	.00
11.1281.2120.987.7235.90711.0000	Group Disability	17.00	.00	17.00	6.35	.00	.00	13.87	3.13	82	.00
11.1281.2140.987.7235.90711.0000	Dental Health Care	157.00	.00	157.00	78.38	.00	.00	104.50	52.50	67	.00
11.1281.2150.987.7235.90711.0000	Vision Care	37.00	.00	37.00	18.48	.00	.00	24.64	12.36	67	.00
11.1281.2820.987.7235.90711.0000	Contribution to State and Local Retirement Funds	3,373.00	.00	3,373.00	1,696.36	.00	.00	3,394.26	(21.26)	101	.00
11.1281.2830.987.7235.90711.0000	Employer Social Security	551.00	.00	551.00	265.35	.00	.00	543.25	7.75	99	.00
11.1281.2920.987.7235.90711.0000	Cash in Lieu of Benefits	251.00	.00	251.00	118.66	.00	.00	231.00	20.00	92	.00
11.1281.3210.987.7235.90717.0000	Regular Duty Travel	.00	200.00	200.00	.00	.00	.00	.00	200.00	0	.00
11.1281.3410.987.7235.90717.0000	Telephone Serv	.00	60.00	60.00	.00	.00	.00	.00	60.00	0	.00
Program 987 - Early Head Start Totals		\$11,269.00	\$260.00	\$11,529.00	\$5,838.66	\$0.00	\$11,547.56	(\$18.56)		100%	\$0.00

G/L Account Number	Account Description	Adopted Budget	Budget Amendments	Amended Budget	Current Month Actual	Encumbrances	Actual	Budget - Actual	% Used/Rec'd	Prior Year Total
Function 1281 - Planning, Research and Evaluation Totals		\$187,314.00	\$819.00	\$188,133.00	\$21,366.17	\$0.00	\$56,810.72	\$131,322.28	30%	\$0.00
Function 1311 - Community Services Direction										
Program 000 - Unassigned										
11.1311.3130.000.7235.90716.0000	Pupil Services	.00	5,500.00	5,500.00	1,435.70	2,433.00	1,435.70	1,631.30	70	.00
Program 000 - Unassigned Totals		\$0.00	\$5,500.00	\$5,500.00	\$1,435.70	\$2,433.00	\$1,435.70	\$1,631.30	70%	\$0.00
Program 987 - Early Head Start										
11.1311.3130.987.7235.90716.0000	Pupil Services	.00	2,000.00	2,000.00	.00	.00	.00	2,000.00	0	.00
Program 987 - Early Head Start Totals		\$0.00	\$2,000.00	\$2,000.00	\$0.00	\$0.00	\$0.00	\$2,000.00	0%	\$0.00
Function 1311 - Community Services Direction Totals		\$0.00	\$7,500.00	\$7,500.00	\$1,435.70	\$2,433.00	\$1,435.70	\$3,631.30	52%	\$0.00
Function 1351 - Custody and Care of Children										
Program 000 - Unassigned										
11.1351.1220.000.7235.90711.0000	Counseling	73,004.00	205,492.00	278,496.00	10,911.23	.00	23,323.87	255,172.13	8	.00
11.1351.1250.000.7235.90711.0000	Instructional Counseling	39,596.00	.00	39,596.00	5,067.64	.00	13,075.08	26,520.92	33	.00
11.1351.1440.000.7235.90711.0000	Social Work	54,753.00	.00	54,753.00	4,504.20	.00	13,512.60	41,240.40	25	.00
11.1351.1620.000.7235.90711.0000	Secretary-Clerical-Bookkeeper	13,688.00	.00	13,688.00	2,126.98	.00	6,380.94	7,307.06	47	.00
11.1351.2110.000.7235.90711.0000	Group Life	411.00	.00	411.00	59.82	.00	151.94	259.06	37	.00
11.1351.2120.000.7235.90711.0000	Group Disability	437.00	.00	437.00	55.22	.00	137.64	299.36	31	.00
11.1351.2130.000.7235.90711.0000	Group Health and Accident	33,608.00	.00	33,608.00	4,713.72	.00	10,192.56	23,415.44	30	.00
11.1351.2140.000.7235.90711.0000	Dental Health Care	3,992.00	.00	3,992.00	554.14	.00	1,367.18	2,624.82	34	.00
11.1351.2150.000.7235.90711.0000	Vision Care	966.00	.00	966.00	131.40	.00	323.40	642.60	33	.00
11.1351.2820.000.7235.90711.0000	Contribution to State and Local Retirement Funds	87,958.00	14,972.00	102,930.00	11,034.92	.00	27,433.62	75,496.38	27	.00
11.1351.2830.000.7235.90711.0000	Employer Social Security	14,123.00	.00	14,123.00	1,695.44	.00	4,244.00	9,879.00	30	.00
11.1351.2920.000.7235.90711.0000	Cash in Lieu of Benefits	2,250.00	.00	2,250.00	166.66	.00	499.98	1,750.02	22	.00
11.1351.3150.000.7235.90715.0000	Management Services	.00	.00	.00	.00	.00	390.05	(390.05)	+++	.00
11.1351.3150.000.7235.90717.0000	Management Services	.00	4,400.00	4,400.00	.00	.00	.00	4,400.00	0	.00
11.1351.3190.000.7235.90716.0000	Other Prof & Technical Services	.00	840.00	840.00	552.50	.00	703.74	136.26	84	.00
11.1351.3210.000.7235.90713.0000	Regular Duty Travel	.00	.00	.00	.00	.00	112.56	(112.56)	+++	.00
11.1351.3210.000.7235.90717.0000	Regular Duty Travel	.00	1,500.00	1,500.00	.00	.00	.00	1,500.00	0	.00
11.1351.3220.000.7235.90713.0000	Workshops and Conf Travel	.00	7,000.00	7,000.00	.00	.00	.00	7,000.00	0	.00
11.1351.3410.000.7235.90711.0000	Telephone Serv	720.00	2,295.00	3,015.00	65.00	.00	195.00	2,820.00	6	.00
11.1351.3430.000.7235.90715.0000	Mail/Postage Serv	.00	850.00	850.00	.00	.00	.00	850.00	0	.00
11.1351.3510.000.7235.90715.0000	Advertisement Serv	.00	2,500.00	2,500.00	2,352.47	.00	2,352.47	147.53	94	.00
11.1351.3610.000.7235.90716.0000	Printing Serv	.00	1,500.00	1,500.00	57.80	.00	404.13	1,095.87	27	.00
11.1351.3830.000.7235.90717.0000	Water Sewage Serv	.00	4,000.00	4,000.00	64.20	.00	105.02	3,894.98	3	.00
11.1351.3930.000.7235.90717.0000	Fleet Insur Serv	.00	4,000.00	4,000.00	.00	.00	1,367.00	2,633.00	34	.00
11.1351.4140.000.7235.90716.0000	Software Maint Agmts Serv	.00	13,920.00	13,920.00	.00	.00	.00	13,920.00	0	.00
11.1351.5110.000.7235.90716.0000	Teaching/Testing Supplies	.00	8,000.00	8,000.00	.00	.00	.00	8,000.00	0	.00
11.1351.5520.000.7235.90716.0000	Electricity Supp	.00	45,000.00	45,000.00	.00	.00	731.81	44,268.19	2	.00
11.1351.5520.000.7235.90717.0000	Electricity Supp	.00	.00	.00	2,420.54	.00	5,731.04	(5,731.04)	+++	.00
11.1351.5910.000.7235.90715.0000	Office Supplies	.00	2,500.00	2,500.00	.00	.00	57.04	2,442.96	2	.00
11.1351.5910.000.7235.90716.0000	Office Supplies	.00	5,300.00	5,300.00	152.85	.00	308.07	4,991.93	6	.00
11.1351.5990.000.7235.90715.0000	Misc. Supp & Mats	.00	5,589.00	5,589.00	89.29	106.21	1,519.00	3,963.79	29	.00
Program 000 - Unassigned Totals		\$325,506.00	\$329,658.00	\$655,164.00	\$46,776.02	\$106.21	\$114,619.74	\$540,438.05	18%	\$0.00
Program 987 - Early Head Start										
11.1351.1220.987.7235.90711.0000	Counseling	69,010.00	.00	69,010.00	4,705.18	.00	14,115.54	54,894.46	20	.00
11.1351.1250.987.7235.90711.0000	Instructional Counseling	297,517.00	(22,534.00)	274,983.00	21,808.72	.00	63,475.38	211,507.62	23	.00
11.1351.1440.987.7235.90711.0000	Social Work	68,933.00	(24,334.00)	44,599.00	2,260.38	.00	6,515.10	38,083.90	15	.00
11.1351.1620.987.7235.90711.0000	Secretary-Clerical-Bookkeeper	1,521.00	.00	1,521.00	125.12	.00	375.36	1,145.64	25	.00
11.1351.2110.987.7235.90711.0000	Group Life	804.00	(43.00)	761.00	49.56	.00	145.00	616.00	19	.00
11.1351.2120.987.7235.90711.0000	Group Disability	1,032.00	(100.00)	932.00	69.27	.00	199.43	732.57	21	.00
11.1351.2130.987.7235.90711.0000	Group Health and Accident	90,862.00	(5,767.00)	85,095.00	5,991.96	.00	17,370.48	67,724.52	20	.00
11.1351.2140.987.7235.90711.0000	Dental Health Care	7,831.00	(445.00)	7,386.00	502.33	.00	1,458.97	5,927.03	20	.00
11.1351.2150.987.7235.90711.0000	Vision Care	1,732.00	(100.00)	1,632.00	108.49	.00	313.13	1,318.87	19	.00
11.1351.2820.987.7235.90711.0000	Contribution to State and Local	209,758.00	(19,856.00)	189,902.00	13,926.95	.00	40,565.54	149,336.46	21	.00

G/L Account Number	Account Description	Adopted Budget	Budget		Current Month Actual	Encumbrances	Actual	Budget - Actual	% Used/Rec'd	Prior Year Total
			Amendments	Amended Budget						
11.1351.2830.987.7235.90711.0000	Retirement Funds									
	Employer Social Security	33,809.00	(3,752.00)	30,057.00	2,140.49	.00	6,267.61	23,789.39	21	.00
11.1351.2920.987.7235.90711.0000	Cash in Lieu of Benefits	2,636.00	.00	2,636.00	219.58	.00	658.74	1,977.26	25	.00
11.1351.3150.987.7235.90715.0000	Management Services	.00	4,070.00	4,070.00	.00	.00	43.01	4,026.99	1	.00
11.1351.3190.987.7235.90716.0000	Other Prof & Technical Services	.00	51,000.00	51,000.00	.00	35,000.00	.00	16,000.00	69	.00
11.1351.3210.987.7235.90713.0000	Regular Duty Travel	.00	.00	.00	(368.82)	.00	209.51	(209.51)	+++	.00
11.1351.3210.987.7235.90717.0000	Regular Duty Travel	.00	10,500.00	10,500.00	694.11	.00	1,160.83	9,339.17	11	.00
11.1351.3220.987.7235.90713.0000	Workshops and Conf Travel	.00	7,000.00	7,000.00	(482.91)	.00	346.13	6,653.87	5	.00
11.1351.3410.987.7235.90711.0000	Telephone Serv	1,908.00	.00	1,908.00	60.00	.00	180.00	1,728.00	9	.00
11.1351.3410.987.7235.90717.0000	Telephone Serv	.00	2,397.00	2,397.00	.00	.00	.00	2,397.00	0	.00
11.1351.3430.987.7235.90715.0000	Mail/Postage Serv	.00	750.00	750.00	.00	.00	.00	750.00	0	.00
11.1351.3450.987.7235.90716.0000	Software Lic/Agmts Serv	.00	4,455.00	4,455.00	.00	.00	.00	4,455.00	0	.00
11.1351.3510.987.7235.90715.0000	Advertisement Serv	.00	1,500.00	1,500.00	.00	.00	.00	1,500.00	0	.00
11.1351.3610.987.7235.90716.0000	Printing Serv	.00	1,750.00	1,750.00	200.71	.00	533.83	1,216.17	31	.00
11.1351.5110.987.7235.90715.0000	Teaching/Testing Supplies	.00	1,000.00	1,000.00	.00	.00	.00	1,000.00	0	.00
11.1351.5910.987.7235.90715.0000	Office Supplies	.00	1,000.00	1,000.00	.00	.00	720.09	279.91	72	.00
11.1351.5910.987.7235.90716.0000	Office Supplies	.00	4,000.00	4,000.00	.00	.00	.00	4,000.00	0	.00
11.1351.5990.987.7235.90715.0000	Misc. Supp & Matls	.00	5,000.00	5,000.00	178.56	212.43	754.24	4,033.33	19	.00
11.1351.6420.987.7235.90714.0000	Capital-New Equip <\$5000	.00	8,800.00	8,800.00	.00	.00	.00	8,800.00	0	.00
Program 987 - Early Head Start Totals		\$787,353.00	\$26,291.00	\$813,644.00	\$52,189.68	\$35,212.43	\$155,407.92	\$623,023.65	23%	\$0.00
Function 1351 - Custody and Care of Children Totals		\$1,112,859.00	\$355,949.00	\$1,468,808.00	\$98,965.70	\$35,318.64	\$270,027.66	\$1,163,461.70	21%	\$0.00
Function 1411 - Pmts to Other Mich Publ Schools										
Program 000 - Unassigned										
11.1411.8220.000.7235.81010.0000	Pmt to Another Public School District for Serv	1,115,310.00	.00	1,115,310.00	.00	.00	.00	1,115,310.00	0	.00
11.1411.8220.000.7235.81020.0000	Pmt to Another Public School District for Serv	2,078,100.00	6,700.00	2,084,800.00	.00	.00	.00	2,084,800.00	0	.00
11.1411.8220.000.7235.81080.0000	Pmt to Another Public School District for Serv	105,313.00	.00	105,313.00	.00	.00	.00	105,313.00	0	.00
11.1411.8510.000.7235.81010.0000	Sub-Grantee / Flow through Disbursements	.00	(411,082.00)	(411,082.00)	.00	.00	.00	(411,082.00)	0	.00
11.1411.8510.000.7235.81020.0000	Sub-Grantee / Flow through Disbursements	.00	(115,178.00)	(115,178.00)	.00	.00	.00	(115,178.00)	0	.00
11.1411.8510.000.7235.81070.0000	Sub-Grantee / Flow through Disbursements	.00	107,790.00	107,790.00	.00	.00	.00	107,790.00	0	.00
11.1411.8510.000.7235.81080.0000	Sub-Grantee / Flow through Disbursements	.00	(105,313.00)	(105,313.00)	.00	.00	.00	(105,313.00)	0	.00
11.1411.8510.000.7235.81140.0000	Sub-Grantee / Flow through Disbursements	.00	323,370.00	323,370.00	.00	.00	.00	323,370.00	0	.00
Program 000 - Unassigned Totals		\$3,298,723.00	(\$193,713.00)	\$3,105,010.00	\$0.00	\$0.00	\$0.00	\$3,105,010.00	0%	\$0.00
Program 987 - Early Head Start										
11.1411.8510.987.7235.81020.0000	Sub-Grantee / Flow through Disbursements	.00	213,168.00	213,168.00	.00	.00	.00	213,168.00	0	.00
Program 987 - Early Head Start Totals		\$0.00	\$213,168.00	\$213,168.00	\$0.00	\$0.00	\$0.00	\$213,168.00	0%	\$0.00
Function 1411 - Pmts to Other Mich Publ Schools Totals		\$3,298,723.00	\$19,455.00	\$3,318,178.00	\$0.00	\$0.00	\$0.00	\$3,318,178.00	0%	\$0.00
Function 1445 - Pmts to Not for Profit Entities										
Program 987 - Early Head Start										
11.1445.8510.987.7235.91004.0000	Sub-Grantee / Flow through Disbursements	.00	172,464.00	172,464.00	.00	.00	.00	172,464.00	0	.00
Program 987 - Early Head Start Totals		\$0.00	\$172,464.00	\$172,464.00	\$0.00	\$0.00	\$0.00	\$172,464.00	0%	\$0.00
Function 1445 - Pmts to Not for Profit Entities Totals		\$0.00	\$172,464.00	\$172,464.00	\$0.00	\$0.00	\$0.00	\$172,464.00	0%	\$0.00
Account Type Expense Totals		\$4,872,340.00	\$812,224.00	\$5,684,564.00	\$168,189.63	\$131,197.28	\$425,184.68	\$5,128,182.04	10%	\$0.00
Revenue Totals		\$4,872,340.00	\$812,224.00	\$5,684,564.00	\$0.00	\$0.00	\$0.00	\$5,684,564.00	0%	\$0.00
Expense Totals		\$4,872,340.00	\$812,224.00	\$5,684,564.00	\$168,189.63	\$131,197.28	\$425,184.68	\$5,128,182.04	10%	\$0.00
Fund 11 - General Fund Totals		\$0.00	\$0.00	\$0.00	(\$168,189.63)	(\$131,197.28)	(\$425,184.68)	\$556,381.96		\$0.00

G/L Account Number	Account Description	Adopted Budget	Budget		Current Month Actual	Encumbrances	Actual	Budget - Actual	% Used/Rec'd	Prior Year Total
			Amendments	Amended Budget						
	Revenue Totals	\$4,872,340.00	\$812,224.00	\$5,684,564.00	\$0.00	\$0.00	\$0.00	\$5,684,564.00	0%	\$0.00
	Expense Totals	\$4,872,340.00	\$812,224.00	\$5,684,564.00	\$168,189.63	\$131,197.28	\$425,184.68	\$5,128,182.04	10%	\$0.00
	Grand Totals	\$0.00	\$0.00	\$0.00	(\$168,189.63)	(\$131,197.28)	(\$425,184.68)	\$556,381.96		\$0.00

HS EHS DETAILED GL through SEPTEMBER 2024

G/L Date Range 07/01/24 - 09/30/24

Exclude Sub Ledger Detail

Exclude Accounts with No Activity

G/L Date	Journal	Journal Type	Sub Ledger	Description/Project	Source	Reference	Debit Amount	Credit Amount	Actual Balance	
G/L Account Number 11.1221.3220.987.7235.90713.0000 Workshops and Conf Travel								Balance To Date:	\$0.00	
08/27/2024	2025-0000927	JE	GL	BMO Pcard 08.27.2024			26.00		26.00	
							Month August 2024 Totals	\$26.00	\$0.00	\$26.00
							Account Workshops and Conf Travel Totals	\$26.00	\$0.00	\$26.00
							Other Unassigned Totals	\$26.00	\$0.00	
							Location Travel Totals	\$26.00	\$0.00	
							Grant Head Start 20X5 Totals	\$26.00	\$0.00	
							Program Early Head Start Totals	\$26.00	\$0.00	
G/L Account Number 11.1221.3220.988.7235.90713.0000 Workshops and Conf Travel								Balance To Date:	\$0.00	
08/15/2024	2025-0000852	JE	GL	Reimbursement Reclass for 8/15	RM	Reclass - Reclassification Journal Entry	482.90		482.90	
08/27/2024	2025-0000927	JE	GL	BMO Pcard 08.27.2024			26.00		508.90	
							Month August 2024 Totals	\$508.90	\$0.00	\$508.90
09/24/2024	2025-0000866	JE	GL	Reclass expense to proper grant				482.90	26.00	
							Month September 2024 Totals	\$0.00	\$482.90	\$26.00
							Account Workshops and Conf Travel Totals	\$508.90	\$482.90	\$26.00
							Other Unassigned Totals	\$508.90	\$482.90	
							Location Travel Totals	\$508.90	\$482.90	
							Grant Head Start 20X5 Totals	\$508.90	\$482.90	
							Program Head Start Tech Assistance Alloc Totals	\$508.90	\$482.90	
							Function Improvement of Instruction Totals	\$534.90	\$482.90	
G/L Account Number 11.1226.1160.000.7235.90711.0000 Supervision/Direction-Staff								Balance To Date:	\$0.00	
07/15/2024	2025-0000120	JE	HR	Payroll Post S Semi-Monthly 420251	Payroll Post		1,070.38		1,070.38	
07/31/2024	2025-0000211	JE	HR	Payroll Post S Semi-Monthly 420252	Payroll Post		1,582.51		2,652.89	
							Month July 2024 Totals	\$2,652.89	\$0.00	\$2,652.89
08/15/2024	2025-0000373	JE	HR	Payroll Post S Semi-Monthly 420253	Payroll Post		1,159.72		3,812.61	
08/15/2024	2025-0000852	JE	GL	Reimbursement Reclass for 8/15	RM	Reclass - Reclassification Journal Entry		89.35	3,723.26	
08/30/2024	2025-0000521	JE	HR	Payroll Post S Semi-Monthly 420254	Payroll Post		1,070.38		4,793.64	
							Month August 2024 Totals	\$2,230.10	\$89.35	\$4,793.64
09/13/2024	2025-0000712	JE	HR	Payroll Post S Semi-Monthly 420255	Payroll Post		1,070.38		5,864.02	
09/24/2024	2025-0000866	JE	GL	Reclass expense to proper grant				1,152.29	4,711.73	

HS EHS DETAILED GL through SEPTEMBER 2024

G/L Date Range 07/01/24 - 09/30/24

Exclude Sub Ledger Detail

Exclude Accounts with No Activity

G/L Date	Journal	Journal Type	Sub Ledger	Description/Project	Source	Reference	Debit Amount	Credit Amount	Actual Balance	
G/L Account Number 11.1226.1160.000.7235.90711.0000 Supervision/Direction-Staff								Balance To Date:	\$0.00	
09/30/2024	2025-00000891	JE	HR	Payroll Post S Semi-Monthly 420256	Payroll Post		1,070.38		5,782.11	
							Month September 2024 Totals	\$2,140.76	\$1,152.29	\$5,782.11
							Account Supervision/Direction-Staff Totals	\$7,023.75	\$1,241.64	\$5,782.11
G/L Account Number 11.1226.1170.000.7235.90711.0000 Program/Department Direction								Balance To Date:	\$0.00	
07/15/2024	2025-00000120	JE	HR	Payroll Post S Semi-Monthly 420251	Payroll Post		2,002.93		2,002.93	
07/31/2024	2025-00000211	JE	HR	Payroll Post S Semi-Monthly 420252	Payroll Post		2,002.93		4,005.86	
							Month July 2024 Totals	\$4,005.86	\$0.00	\$4,005.86
08/15/2024	2025-00000373	JE	HR	Payroll Post S Semi-Monthly 420253	Payroll Post		2,002.93		6,008.79	
08/30/2024	2025-00000521	JE	HR	Payroll Post S Semi-Monthly 420254	Payroll Post		2,002.93		8,011.72	
							Month August 2024 Totals	\$4,005.86	\$0.00	\$8,011.72
09/13/2024	2025-00000712	JE	HR	Payroll Post S Semi-Monthly 420255	Payroll Post		2,002.93		10,014.65	
09/30/2024	2025-00000891	JE	HR	Payroll Post S Semi-Monthly 420256	Payroll Post		2,002.93		12,017.58	
							Month September 2024 Totals	\$4,005.86	\$0.00	\$12,017.58
							Account Program/Department Direction Totals	\$12,017.58	\$0.00	\$12,017.58
G/L Account Number 11.1226.1590.000.7235.90711.0000 Other Technical								Balance To Date:	\$0.00	
07/15/2024	2025-00000120	JE	HR	Payroll Post S Semi-Monthly 420251	Payroll Post		1,045.12		1,045.12	
07/31/2024	2025-00000211	JE	HR	Payroll Post S Semi-Monthly 420252	Payroll Post		1,546.75		2,591.87	
							Month July 2024 Totals	\$2,591.87	\$0.00	\$2,591.87
08/15/2024	2025-00000373	JE	HR	Payroll Post S Semi-Monthly 420253	Payroll Post		859.04		3,450.91	
08/15/2024	2025-00000852	JE	GL	Reimbursement Reclass for 8/15	RM	Reclass - Reclassification Journal Entry		40.47	3,410.44	
08/30/2024	2025-00000521	JE	HR	Payroll Post S Semi-Monthly 420254	Payroll Post		818.57		4,229.01	
							Month August 2024 Totals	\$1,677.61	\$40.47	\$4,229.01
09/13/2024	2025-00000712	JE	HR	Payroll Post S Semi-Monthly 420255	Payroll Post		818.57		5,047.58	
09/24/2024	2025-00000866	JE	GL	Reclass expense to proper grant				954.73	4,092.85	

HS EHS DETAILED GL through SEPTEMBER 2024

G/L Date Range 07/01/24 - 09/30/24
Exclude Sub Ledger Detail
Exclude Accounts with No Activity

G/L Date	Journal	Journal Type	Sub Ledger	Description/Project	Source	Reference	Debit Amount	Credit Amount	Actual Balance	
G/L Account Number 11.1226.1590.000.7235.90711.0000 Other Technical								Balance To Date:	\$0.00	
09/30/2024	2025-00000891	JE	HR	Payroll Post S Semi-Monthly 420256	Payroll Post		818.57		4,911.42	
							Month September 2024 Totals	\$1,637.14	\$954.73	\$4,911.42
							Account Other Technical Totals	\$5,906.62	\$995.20	\$4,911.42
G/L Account Number 11.1226.1620.000.7235.90711.0000 Secretary-Clerical-Bookkeeper								Balance To Date:	\$0.00	
07/15/2024	2025-00000120	JE	HR	Payroll Post S Semi-Monthly 420251	Payroll Post		335.78		335.78	
07/31/2024	2025-00000211	JE	HR	Payroll Post S Semi-Monthly 420252	Payroll Post		468.53		804.31	
							Month July 2024 Totals	\$804.31	\$0.00	\$804.31
08/15/2024	2025-00000373	JE	HR	Payroll Post S Semi-Monthly 420253	Payroll Post		381.73		1,186.04	
08/15/2024	2025-00000852	JE	GL	Reimbursement Reclass for 8/15	RM	Reclass - Reclassification Journal Entry		45.95	1,140.09	
08/30/2024	2025-00000521	JE	HR	Payroll Post S Semi-Monthly 420254	Payroll Post		335.78		1,475.87	
							Month August 2024 Totals	\$717.51	\$45.95	\$1,475.87
09/13/2024	2025-00000712	JE	HR	Payroll Post S Semi-Monthly 420255	Payroll Post		369.07		1,844.94	
09/24/2024	2025-00000866	JE	GL	Reclass expense to proper grant				210.84	1,634.10	
09/30/2024	2025-00000891	JE	HR	Payroll Post S Semi-Monthly 420256	Payroll Post		335.78		1,969.88	
							Month September 2024 Totals	\$704.85	\$210.84	\$1,969.88
							Account Secretary-Clerical-Bookkeeper Totals	\$2,226.67	\$256.79	\$1,969.88
G/L Account Number 11.1226.1790.000.7235.90711.0000 Other Special Payments								Balance To Date:	\$0.00	
07/15/2024	2025-00000120	JE	HR	Payroll Post S Semi-Monthly 420251	Payroll Post		7.88		7.88	
07/31/2024	2025-00000211	JE	HR	Payroll Post S Semi-Monthly 420252	Payroll Post		7.88		15.76	
							Month July 2024 Totals	\$15.76	\$0.00	\$15.76
08/15/2024	2025-00000373	JE	HR	Payroll Post S Semi-Monthly 420253	Payroll Post		7.88		23.64	
08/30/2024	2025-00000521	JE	HR	Payroll Post S Semi-Monthly 420254	Payroll Post		7.88		31.52	
							Month August 2024 Totals	\$15.76	\$0.00	\$31.52
09/13/2024	2025-00000712	JE	HR	Payroll Post S Semi-Monthly 420255	Payroll Post		7.88		39.40	

HS EHS DETAILED GL through SEPTEMBER 2024

G/L Date Range 07/01/24 - 09/30/24
Exclude Sub Ledger Detail
Exclude Accounts with No Activity

G/L Date	Journal	Journal Type	Sub Ledger	Description/Project	Source	Reference	Debit Amount	Credit Amount	Actual Balance	
G/L Account Number 11.1226.1790.000.7235.90711.0000 Other Special Payments								Balance To Date:	\$0.00	
09/30/2024	2025-00000891	JE	HR	Payroll Post S Semi-Monthly 420256	Payroll Post		7.88		47.28	
							Month September 2024 Totals	\$15.76	\$0.00	\$47.28
							Account Other Special Payments Totals	\$47.28	\$0.00	\$47.28
G/L Account Number 11.1226.2110.000.7235.90711.0000 Group Life								Balance To Date:	\$0.00	
07/15/2024	2025-00000120	JE	HR	Payroll Post S Semi-Monthly 420251	Payroll Post		7.10		7.10	
07/31/2024	2025-00000211	JE	HR	Payroll Post S Semi-Monthly 420252	Payroll Post		7.10		14.20	
							Month July 2024 Totals	\$14.20	\$0.00	\$14.20
08/15/2024	2025-00000373	JE	HR	Payroll Post S Semi-Monthly 420253	Payroll Post		7.10		21.30	
08/30/2024	2025-00000521	JE	HR	Payroll Post S Semi-Monthly 420254	Payroll Post		7.10		28.40	
							Month August 2024 Totals	\$14.20	\$0.00	\$28.40
09/13/2024	2025-00000712	JE	HR	Payroll Post S Semi-Monthly 420255	Payroll Post		7.10		35.50	
09/30/2024	2025-00000891	JE	HR	Payroll Post S Semi-Monthly 420256	Payroll Post		7.10		42.60	
							Month September 2024 Totals	\$14.20	\$0.00	\$42.60
							Account Group Life Totals	\$42.60	\$0.00	\$42.60
G/L Account Number 11.1226.2120.000.7235.90711.0000 Group Disability								Balance To Date:	\$0.00	
07/15/2024	2025-00000120	JE	HR	Payroll Post S Semi-Monthly 420251	Payroll Post		7.21		7.21	
07/31/2024	2025-00000211	JE	HR	Payroll Post S Semi-Monthly 420252	Payroll Post		7.21		14.42	
							Month July 2024 Totals	\$14.42	\$0.00	\$14.42
08/15/2024	2025-00000373	JE	HR	Payroll Post S Semi-Monthly 420253	Payroll Post		7.21		21.63	
08/30/2024	2025-00000521	JE	HR	Payroll Post S Semi-Monthly 420254	Payroll Post		7.21		28.84	
							Month August 2024 Totals	\$14.42	\$0.00	\$28.84
09/13/2024	2025-00000712	JE	HR	Payroll Post S Semi-Monthly 420255	Payroll Post		7.21		36.05	
09/30/2024	2025-00000891	JE	HR	Payroll Post S Semi-Monthly 420256	Payroll Post		7.21		43.26	
							Month September 2024 Totals	\$14.42	\$0.00	\$43.26
							Account Group Disability Totals	\$43.26	\$0.00	\$43.26

HS EHS DETAILED GL through SEPTEMBER 2024

G/L Date Range 07/01/24 - 09/30/24

Exclude Sub Ledger Detail

Exclude Accounts with No Activity

G/L Date	Journal	Journal Type	Sub Ledger	Description/Project	Source	Reference	Debit Amount	Credit Amount	Actual Balance
G/L Account Number 11.1226.2130.000.7235.90711.0000 Group Health and Accident								Balance To Date:	\$0.00
07/15/2024	2025-00000120	JE	HR	Payroll Post S Semi-Monthly 420251	Payroll Post		235.62		235.62
07/31/2024	2025-00000211	JE	HR	Payroll Post S Semi-Monthly 420252	Payroll Post		235.62		471.24
Month July 2024 Totals							\$471.24	\$0.00	\$471.24
08/15/2024	2025-00000373	JE	HR	Payroll Post S Semi-Monthly 420253	Payroll Post		235.62		706.86
08/30/2024	2025-00000521	JE	HR	Payroll Post S Semi-Monthly 420254	Payroll Post		235.62		942.48
Month August 2024 Totals							\$471.24	\$0.00	\$942.48
09/13/2024	2025-00000712	JE	HR	Payroll Post S Semi-Monthly 420255	Payroll Post		235.62		1,178.10
09/30/2024	2025-00000891	JE	HR	Payroll Post S Semi-Monthly 420256	Payroll Post		235.62		1,413.72
Month September 2024 Totals							\$471.24	\$0.00	\$1,413.72
Account Group Health and Accident Totals							\$1,413.72	\$0.00	\$1,413.72
G/L Account Number 11.1226.2140.000.7235.90711.0000 Dental Health Care								Balance To Date:	\$0.00
07/15/2024	2025-00000120	JE	HR	Payroll Post S Semi-Monthly 420251	Payroll Post		18.07		18.07
07/31/2024	2025-00000211	JE	HR	Payroll Post S Semi-Monthly 420252	Payroll Post		18.07		36.14
Month July 2024 Totals							\$36.14	\$0.00	\$36.14
08/15/2024	2025-00000373	JE	HR	Payroll Post S Semi-Monthly 420253	Payroll Post		18.07		54.21
08/30/2024	2025-00000521	JE	HR	Payroll Post S Semi-Monthly 420254	Payroll Post		18.07		72.28
Month August 2024 Totals							\$36.14	\$0.00	\$72.28
09/13/2024	2025-00000712	JE	HR	Payroll Post S Semi-Monthly 420255	Payroll Post		18.07		90.35
09/30/2024	2025-00000891	JE	HR	Payroll Post S Semi-Monthly 420256	Payroll Post		18.07		108.42
Month September 2024 Totals							\$36.14	\$0.00	\$108.42
Account Dental Health Care Totals							\$108.42	\$0.00	\$108.42
G/L Account Number 11.1226.2150.000.7235.90711.0000 Vision Care								Balance To Date:	\$0.00
07/15/2024	2025-00000120	JE	HR	Payroll Post S Semi-Monthly 420251	Payroll Post		7.44		7.44
07/31/2024	2025-00000211	JE	HR	Payroll Post S Semi-Monthly 420252	Payroll Post		7.44		14.88
Month July 2024 Totals							\$14.88	\$0.00	\$14.88
08/15/2024	2025-00000373	JE	HR	Payroll Post S Semi-Monthly 420253	Payroll Post		7.44		22.32

G/L Date	Journal	Journal Type	Sub Ledger	Description/Project	Source	Reference	Debit Amount	Credit Amount	Actual Balance	
G/L Account Number 11.1226.2150.000.7235.90711.0000 Vision Care								Balance To Date:	\$0.00	
08/30/2024	2025-0000521	JE	HR	Payroll Post S Semi-Monthly 420254	Payroll Post		7.44		29.76	
Month August 2024 Totals								\$14.88	\$0.00	\$29.76
09/13/2024	2025-0000712	JE	HR	Payroll Post S Semi-Monthly 420255	Payroll Post		7.44		37.20	
09/30/2024	2025-0000891	JE	HR	Payroll Post S Semi-Monthly 420256	Payroll Post		7.44		44.64	
Month September 2024 Totals								\$14.88	\$0.00	\$44.64
Account Vision Care Totals								\$44.64	\$0.00	\$44.64
G/L Account Number 11.1226.2820.000.7235.90711.0000 Contribution to State and Local Retirement Funds								Balance To Date:	\$0.00	
07/15/2024	2025-0000120	JE	HR	Payroll Post S Semi-Monthly 420251	Payroll Post		1,891.47		1,891.47	
07/31/2024	2025-0000211	JE	HR	Payroll Post S Semi-Monthly 420252	Payroll Post		2,487.45		4,378.92	
Month July 2024 Totals								\$4,378.92	\$0.00	\$4,378.92
08/15/2024	2025-0000373	JE	HR	Payroll Post S Semi-Monthly 420253	Payroll Post		1,823.15		6,202.07	
08/30/2024	2025-0000521	JE	HR	Payroll Post S Semi-Monthly 420254	Payroll Post		1,823.00		8,025.07	
Month August 2024 Totals								\$3,646.15	\$0.00	\$8,025.07
09/13/2024	2025-0000712	JE	HR	Payroll Post S Semi-Monthly 420255	Payroll Post		1,830.67		9,855.74	
09/24/2024	2025-0000866	JE	GL	Reclass expense to proper grant				743.80	9,111.94	
09/30/2024	2025-0000891	JE	HR	Payroll Post S Semi-Monthly 420256	Payroll Post		1,823.00		10,934.94	
Month September 2024 Totals								\$3,653.67	\$743.80	\$10,934.94
Account Contribution to State and Local Retirement Funds Totals								\$11,678.74	\$743.80	\$10,934.94
G/L Account Number 11.1226.2830.000.7235.90711.0000 Employer Social Security								Balance To Date:	\$0.00	
07/15/2024	2025-0000120	JE	HR	Payroll Post S Semi-Monthly 420251	Payroll Post		337.58		337.58	
07/31/2024	2025-0000211	JE	HR	Payroll Post S Semi-Monthly 420252	Payroll Post		424.15		761.73	
Month July 2024 Totals								\$761.73	\$0.00	\$761.73
08/15/2024	2025-0000373	JE	HR	Payroll Post S Semi-Monthly 420253	Payroll Post		320.26		1,081.99	
08/30/2024	2025-0000521	JE	HR	Payroll Post S Semi-Monthly 420254	Payroll Post		319.89		1,401.88	
Month August 2024 Totals								\$640.15	\$0.00	\$1,401.88

HS EHS DETAILED GL through SEPTEMBER 2024

G/L Date Range 07/01/24 - 09/30/24
Exclude Sub Ledger Detail
Exclude Accounts with No Activity

G/L Date	Journal	Journal Type	Sub Ledger	Description/Project	Source	Reference	Debit Amount	Credit Amount	Actual Balance
G/L Account Number 11.1226.2830.000.7235.90711.0000 Employer Social Security								Balance To Date:	\$0.00
09/13/2024	2025-0000712	JE	HR	Payroll Post S Semi-Monthly 420255	Payroll Post		316.57		1,718.45
09/24/2024	2025-00000866	JE	GL	Reclass expense to proper grant				177.32	1,541.13
09/30/2024	2025-00000891	JE	HR	Payroll Post S Semi-Monthly 420256	Payroll Post		319.90		1,861.03
Month September 2024 Totals							\$636.47	\$177.32	\$1,861.03
Account Employer Social Security Totals							\$2,038.35	\$177.32	\$1,861.03
G/L Account Number 11.1226.2920.000.7235.90711.0000 Cash in Lieu of Benefits								Balance To Date:	\$0.00
07/15/2024	2025-00000120	JE	HR	Payroll Post S Semi-Monthly 420251	Payroll Post		49.68		49.68
07/31/2024	2025-00000211	JE	HR	Payroll Post S Semi-Monthly 420252	Payroll Post		49.68		99.36
Month July 2024 Totals							\$99.36	\$0.00	\$99.36
08/15/2024	2025-00000373	JE	HR	Payroll Post S Semi-Monthly 420253	Payroll Post		49.68		149.04
08/30/2024	2025-00000521	JE	HR	Payroll Post S Semi-Monthly 420254	Payroll Post		49.68		198.72
Month August 2024 Totals							\$99.36	\$0.00	\$198.72
09/13/2024	2025-00000712	JE	HR	Payroll Post S Semi-Monthly 420255	Payroll Post		49.68		248.40
09/30/2024	2025-00000891	JE	HR	Payroll Post S Semi-Monthly 420256	Payroll Post		49.68		298.08
Month September 2024 Totals							\$99.36	\$0.00	\$298.08
Account Cash in Lieu of Benefits Totals							\$298.08	\$0.00	\$298.08
G/L Account Number 11.1226.3210.000.7235.90711.0000 Regular Duty Travel								Balance To Date:	\$0.00
08/15/2024	2025-00000852	JE	GL	Reimbursement Reclass for 8/15	RM	Reclass - Reclassification Journal Entry	76.25		76.25
Month August 2024 Totals							\$76.25	\$0.00	\$76.25
09/13/2024	2025-00000712	JE	HR	Payroll Post S Semi-Monthly 420255	Payroll Post		175.88		252.13
Month September 2024 Totals							\$175.88	\$0.00	\$252.13
Account Regular Duty Travel Totals							\$252.13	\$0.00	\$252.13
G/L Account Number 11.1226.3220.000.7235.90711.0000 Workshops and Conf Travel								Balance To Date:	\$0.00
07/27/2024	2025-00000539	JE	GL	BMO Pcard 07.27.2024			178.20		178.20
Month July 2024 Totals							\$178.20	\$0.00	\$178.20
08/27/2024	2025-00000927	JE	GL	BMO Pcard 08.27.2024			398.75		576.95
08/27/2024	2025-00000927	JE	GL	BMO Pcard 08.27.2024			485.00		1,061.95
Month August 2024 Totals							\$883.75	\$0.00	\$1,061.95

HS EHS DETAILED GL through SEPTEMBER 2024

G/L Date Range 07/01/24 - 09/30/24

Exclude Sub Ledger Detail

Exclude Accounts with No Activity

G/L Date	Journal	Journal Type	Sub Ledger	Description/Project	Source	Reference	Debit Amount	Credit Amount	Actual Balance
G/L Account Number 11.1226.3220.000.7235.90711.0000 Workshops and Conf Travel								Balance To Date:	\$0.00
09/30/2024	2025-00000891	JE	HR	Payroll Post S Semi-Monthly 420256	Payroll Post		1,160.85		2,222.80
Month September 2024 Totals							\$1,160.85	\$0.00	\$2,222.80
Account Workshops and Conf Travel Totals							\$2,222.80	\$0.00	\$2,222.80
G/L Account Number 11.1226.3410.000.7235.90711.0000 Telephone Serv								Balance To Date:	\$0.00
07/15/2024	2025-00000120	JE	HR	Payroll Post S Semi-Monthly 420251	Payroll Post		6.25		6.25
07/31/2024	2025-00000211	JE	HR	Payroll Post S Semi-Monthly 420252	Payroll Post		6.25		12.50
Month July 2024 Totals							\$12.50	\$0.00	\$12.50
08/15/2024	2025-00000373	JE	HR	Payroll Post S Semi-Monthly 420253	Payroll Post		6.25		18.75
08/30/2024	2025-00000521	JE	HR	Payroll Post S Semi-Monthly 420254	Payroll Post		6.25		25.00
Month August 2024 Totals							\$12.50	\$0.00	\$25.00
09/13/2024	2025-00000712	JE	HR	Payroll Post S Semi-Monthly 420255	Payroll Post		6.25		31.25
09/30/2024	2025-00000891	JE	HR	Payroll Post S Semi-Monthly 420256	Payroll Post		6.25		37.50
Month September 2024 Totals							\$12.50	\$0.00	\$37.50
Account Telephone Serv Totals							\$37.50	\$0.00	\$37.50
Other Unassigned Totals							\$45,402.14	\$3,414.75	
Location Personnel Costs Totals							\$45,402.14	\$3,414.75	
G/L Account Number 11.1226.3220.000.7235.90713.0000 Workshops and Conf Travel								Balance To Date:	\$0.00
08/27/2024	2025-00000927	JE	GL	BMO Pcard 08.27.2024			261.90		261.90
08/27/2024	2025-00000927	JE	GL	BMO Pcard 08.27.2024			388.00		649.90
08/27/2024	2025-00000927	JE	GL	BMO Pcard 08.27.2024			485.00		1,134.90
Month August 2024 Totals							\$1,134.90	\$0.00	\$1,134.90
Account Workshops and Conf Travel Totals							\$1,134.90	\$0.00	\$1,134.90
Other Unassigned Totals							\$1,134.90	\$0.00	
Location Travel Totals							\$1,134.90	\$0.00	
G/L Account Number 11.1226.7410.000.7235.90717.0000 Dues and Fees								Balance To Date:	\$0.00
09/10/2024	2025-00000694	JE	AP	A/P Invoice Entry	Accounts Payable		505.00		505.00
Month September 2024 Totals							\$505.00	\$0.00	\$505.00
Account Dues and Fees Totals							\$505.00	\$0.00	\$505.00
Other Unassigned Totals							\$505.00	\$0.00	
Location Other Costs Totals							\$505.00	\$0.00	

HS EHS DETAILED GL through SEPTEMBER 2024

G/L Date Range 07/01/24 - 09/30/24
Exclude Sub Ledger Detail
Exclude Accounts with No Activity

G/L Date	Journal	Journal Type	Sub Ledger	Description/Project	Source	Reference	Debit Amount	Credit Amount	Actual Balance
Grant Head Start 20X5 Totals							\$47,042.04	\$3,414.75	
Program Unassigned Totals							\$47,042.04	\$3,414.75	
G/L Account Number	11.1226.1160.987.7235.90711.0000 Supervision/Direction-Staff						Balance To Date:		\$0.00
07/15/2024	2025-00000120	JE	HR	Payroll Post S Semi-Monthly 420251	Payroll Post		451.34		451.34
07/31/2024	2025-00000211	JE	HR	Payroll Post S Semi-Monthly 420252	Payroll Post		579.37		1,030.71
Month July 2024 Totals							\$1,030.71	\$0.00	\$1,030.71
08/15/2024	2025-00000373	JE	HR	Payroll Post S Semi-Monthly 420253	Payroll Post		473.68		1,504.39
08/15/2024	2025-00000852	JE	GL	Reimbursement Reclass for 8/15	RM	Reclass - Reclassification Journal Entry		22.34	1,482.05
08/30/2024	2025-00000521	JE	HR	Payroll Post S Semi-Monthly 420254	Payroll Post		451.34		1,933.39
Month August 2024 Totals							\$925.02	\$22.34	\$1,933.39
09/13/2024	2025-00000712	JE	HR	Payroll Post S Semi-Monthly 420255	Payroll Post		451.34		2,384.73
09/24/2024	2025-00000866	JE	GL	Reclass expense to proper grant				128.03	2,256.70
09/30/2024	2025-00000891	JE	HR	Payroll Post S Semi-Monthly 420256	Payroll Post		451.34		2,708.04
Month September 2024 Totals							\$902.68	\$128.03	\$2,708.04
Account Supervision/Direction-Staff Totals							\$2,858.41	\$150.37	\$2,708.04
G/L Account Number	11.1226.1170.987.7235.90711.0000 Program/Department Direction						Balance To Date:		\$0.00
07/15/2024	2025-00000120	JE	HR	Payroll Post S Semi-Monthly 420251	Payroll Post		885.39		885.39
07/31/2024	2025-00000211	JE	HR	Payroll Post S Semi-Monthly 420252	Payroll Post		885.39		1,770.78
Month July 2024 Totals							\$1,770.78	\$0.00	\$1,770.78
08/15/2024	2025-00000373	JE	HR	Payroll Post S Semi-Monthly 420253	Payroll Post		885.39		2,656.17
08/30/2024	2025-00000521	JE	HR	Payroll Post S Semi-Monthly 420254	Payroll Post		885.39		3,541.56
Month August 2024 Totals							\$1,770.78	\$0.00	\$3,541.56
09/13/2024	2025-00000712	JE	HR	Payroll Post S Semi-Monthly 420255	Payroll Post		885.39		4,426.95
09/30/2024	2025-00000891	JE	HR	Payroll Post S Semi-Monthly 420256	Payroll Post		885.39		5,312.34
Month September 2024 Totals							\$1,770.78	\$0.00	\$5,312.34
Account Program/Department Direction Totals							\$5,312.34	\$0.00	\$5,312.34
G/L Account Number	11.1226.1590.987.7235.90711.0000 Other Technical						Balance To Date:		\$0.00
07/15/2024	2025-00000120	JE	HR	Payroll Post S Semi-Monthly 420251	Payroll Post		261.28		261.28

HS EHS DETAILED GL through SEPTEMBER 2024

G/L Date Range 07/01/24 - 09/30/24

Exclude Sub Ledger Detail

Exclude Accounts with No Activity

G/L Date	Journal	Journal Type	Sub Ledger	Description/Project	Source	Reference	Debit Amount	Credit Amount	Actual Balance	
G/L Account Number 11.1226.1590.987.7235.90711.0000 Other Technical								Balance To Date:	\$0.00	
07/31/2024	2025-0000211	JE	HR	Payroll Post S Semi-Monthly 420252	Payroll Post		386.68		647.96	
							Month July 2024 Totals	\$647.96	\$0.00	\$647.96
08/15/2024	2025-0000373	JE	HR	Payroll Post S Semi-Monthly 420253	Payroll Post		214.76		862.72	
08/15/2024	2025-0000852	JE	GL	Reimbursement Reclass for 8/15	RM	Reclass - Reclassification Journal Entry		10.12	852.60	
08/30/2024	2025-0000521	JE	HR	Payroll Post S Semi-Monthly 420254	Payroll Post		204.64		1,057.24	
							Month August 2024 Totals	\$419.40	\$10.12	\$1,057.24
09/13/2024	2025-0000712	JE	HR	Payroll Post S Semi-Monthly 420255	Payroll Post		204.64		1,261.88	
09/24/2024	2025-0000866	JE	GL	Reclass expense to proper grant				238.68	1,023.20	
09/30/2024	2025-0000891	JE	HR	Payroll Post S Semi-Monthly 420256	Payroll Post		204.64		1,227.84	
							Month September 2024 Totals	\$409.28	\$238.68	\$1,227.84
							Account Other Technical Totals	\$1,476.64	\$248.80	\$1,227.84
G/L Account Number 11.1226.1620.987.7235.90711.0000 Secretary-Clerical-Bookkeeper								Balance To Date:	\$0.00	
07/15/2024	2025-0000120	JE	HR	Payroll Post S Semi-Monthly 420251	Payroll Post		59.26		59.26	
07/31/2024	2025-0000211	JE	HR	Payroll Post S Semi-Monthly 420252	Payroll Post		82.69		141.95	
							Month July 2024 Totals	\$141.95	\$0.00	\$141.95
08/15/2024	2025-0000373	JE	HR	Payroll Post S Semi-Monthly 420253	Payroll Post		67.37		209.32	
08/15/2024	2025-0000852	JE	GL	Reimbursement Reclass for 8/15	RM	Reclass - Reclassification Journal Entry		8.11	201.21	
08/30/2024	2025-0000521	JE	HR	Payroll Post S Semi-Monthly 420254	Payroll Post		59.26		260.47	
							Month August 2024 Totals	\$126.63	\$8.11	\$260.47
09/13/2024	2025-0000712	JE	HR	Payroll Post S Semi-Monthly 420255	Payroll Post		65.13		325.60	
09/24/2024	2025-0000866	JE	GL	Reclass expense to proper grant				23.43	302.17	
09/30/2024	2025-0000891	JE	HR	Payroll Post S Semi-Monthly 420256	Payroll Post		59.26		361.43	
							Month September 2024 Totals	\$124.39	\$23.43	\$361.43
							Account Secretary-Clerical-Bookkeeper Totals	\$392.97	\$31.54	\$361.43

G/L Date	Journal	Journal Type	Sub Ledger	Description/Project	Source	Reference	Debit Amount	Credit Amount	Actual Balance	
G/L Account Number 11.1226.1790.987.7235.90711.0000 Other Special Payments								Balance To Date:	\$0.00	
07/15/2024	2025-00000120	JE	HR	Payroll Post S Semi-Monthly 420251	Payroll Post		4.73		4.73	
07/31/2024	2025-00000211	JE	HR	Payroll Post S Semi-Monthly 420252	Payroll Post		4.73		9.46	
Month July 2024 Totals								\$9.46	\$0.00	\$9.46
08/15/2024	2025-00000373	JE	HR	Payroll Post S Semi-Monthly 420253	Payroll Post		4.73		14.19	
08/30/2024	2025-00000521	JE	HR	Payroll Post S Semi-Monthly 420254	Payroll Post		4.73		18.92	
Month August 2024 Totals								\$9.46	\$0.00	\$18.92
09/13/2024	2025-00000712	JE	HR	Payroll Post S Semi-Monthly 420255	Payroll Post		4.73		23.65	
09/30/2024	2025-00000891	JE	HR	Payroll Post S Semi-Monthly 420256	Payroll Post		4.73		28.38	
Month September 2024 Totals								\$9.46	\$0.00	\$28.38
Account Other Special Payments Totals								\$28.38	\$0.00	\$28.38
G/L Account Number 11.1226.2110.987.7235.90711.0000 Group Life								Balance To Date:	\$0.00	
07/15/2024	2025-00000120	JE	HR	Payroll Post S Semi-Monthly 420251	Payroll Post		2.52		2.52	
07/31/2024	2025-00000211	JE	HR	Payroll Post S Semi-Monthly 420252	Payroll Post		2.52		5.04	
Month July 2024 Totals								\$5.04	\$0.00	\$5.04
08/15/2024	2025-00000373	JE	HR	Payroll Post S Semi-Monthly 420253	Payroll Post		2.52		7.56	
08/30/2024	2025-00000521	JE	HR	Payroll Post S Semi-Monthly 420254	Payroll Post		2.52		10.08	
Month August 2024 Totals								\$5.04	\$0.00	\$10.08
09/13/2024	2025-00000712	JE	HR	Payroll Post S Semi-Monthly 420255	Payroll Post		2.52		12.60	
09/30/2024	2025-00000891	JE	HR	Payroll Post S Semi-Monthly 420256	Payroll Post		2.52		15.12	
Month September 2024 Totals								\$5.04	\$0.00	\$15.12
Account Group Life Totals								\$15.12	\$0.00	\$15.12
G/L Account Number 11.1226.2120.987.7235.90711.0000 Group Disability								Balance To Date:	\$0.00	
07/15/2024	2025-00000120	JE	HR	Payroll Post S Semi-Monthly 420251	Payroll Post		2.48		2.48	
07/31/2024	2025-00000211	JE	HR	Payroll Post S Semi-Monthly 420252	Payroll Post		2.48		4.96	
Month July 2024 Totals								\$4.96	\$0.00	\$4.96
08/15/2024	2025-00000373	JE	HR	Payroll Post S Semi-Monthly 420253	Payroll Post		2.48		7.44	

G/L Date	Journal	Journal Type	Sub Ledger	Description/Project	Source	Reference	Debit Amount	Credit Amount	Actual Balance
G/L Account Number 11.1226.2120.987.7235.90711.0000 Group Disability								Balance To Date:	\$0.00
08/30/2024	2025-0000521	JE	HR	Payroll Post S Semi-Monthly 420254	Payroll Post		2.48		9.92
Month August 2024 Totals							\$4.96	\$0.00	\$9.92
09/13/2024	2025-0000712	JE	HR	Payroll Post S Semi-Monthly 420255	Payroll Post		2.48		12.40
09/30/2024	2025-0000891	JE	HR	Payroll Post S Semi-Monthly 420256	Payroll Post		2.48		14.88
Month September 2024 Totals							\$4.96	\$0.00	\$14.88
Account Group Disability Totals							\$14.88	\$0.00	\$14.88
G/L Account Number 11.1226.2130.987.7235.90711.0000 Group Health and Accident								Balance To Date:	\$0.00
07/15/2024	2025-0000120	JE	HR	Payroll Post S Semi-Monthly 420251	Payroll Post		77.04		77.04
07/31/2024	2025-0000211	JE	HR	Payroll Post S Semi-Monthly 420252	Payroll Post		77.04		154.08
Month July 2024 Totals							\$154.08	\$0.00	\$154.08
08/15/2024	2025-0000373	JE	HR	Payroll Post S Semi-Monthly 420253	Payroll Post		77.04		231.12
08/30/2024	2025-0000521	JE	HR	Payroll Post S Semi-Monthly 420254	Payroll Post		77.04		308.16
Month August 2024 Totals							\$154.08	\$0.00	\$308.16
09/13/2024	2025-0000712	JE	HR	Payroll Post S Semi-Monthly 420255	Payroll Post		77.04		385.20
09/30/2024	2025-0000891	JE	HR	Payroll Post S Semi-Monthly 420256	Payroll Post		77.04		462.24
Month September 2024 Totals							\$154.08	\$0.00	\$462.24
Account Group Health and Accident Totals							\$462.24	\$0.00	\$462.24
G/L Account Number 11.1226.2140.987.7235.90711.0000 Dental Health Care								Balance To Date:	\$0.00
07/15/2024	2025-0000120	JE	HR	Payroll Post S Semi-Monthly 420251	Payroll Post		5.88		5.88
07/31/2024	2025-0000211	JE	HR	Payroll Post S Semi-Monthly 420252	Payroll Post		5.88		11.76
Month July 2024 Totals							\$11.76	\$0.00	\$11.76
08/15/2024	2025-0000373	JE	HR	Payroll Post S Semi-Monthly 420253	Payroll Post		5.88		17.64
08/30/2024	2025-0000521	JE	HR	Payroll Post S Semi-Monthly 420254	Payroll Post		5.88		23.52
Month August 2024 Totals							\$11.76	\$0.00	\$23.52
09/13/2024	2025-0000712	JE	HR	Payroll Post S Semi-Monthly 420255	Payroll Post		5.88		29.40

HS EHS DETAILED GL through **SEPTEMBER 2024**

G/L Date Range 07/01/24 - 09/30/24
Exclude Sub Ledger Detail
Exclude Accounts with No Activity

G/L Date	Journal	Journal Type	Sub Ledger	Description/Project	Source	Reference	Debit Amount	Credit Amount	Actual Balance	
G/L Account Number 11.1226.2140.987.7235.90711.0000 Dental Health Care								Balance To Date:	\$0.00	
09/30/2024	2025-00000891	JE	HR	Payroll Post S Semi-Monthly 420256	Payroll Post		5.88		35.28	
Month September 2024 Totals								\$11.76	\$0.00	\$35.28
Account Dental Health Care Totals								\$35.28	\$0.00	\$35.28
G/L Account Number 11.1226.2150.987.7235.90711.0000 Vision Care								Balance To Date:	\$0.00	
07/15/2024	2025-00000120	JE	HR	Payroll Post S Semi-Monthly 420251	Payroll Post		2.19		2.19	
07/31/2024	2025-00000211	JE	HR	Payroll Post S Semi-Monthly 420252	Payroll Post		2.19		4.38	
Month July 2024 Totals								\$4.38	\$0.00	\$4.38
08/15/2024	2025-00000373	JE	HR	Payroll Post S Semi-Monthly 420253	Payroll Post		2.19		6.57	
08/30/2024	2025-00000521	JE	HR	Payroll Post S Semi-Monthly 420254	Payroll Post		2.19		8.76	
Month August 2024 Totals								\$4.38	\$0.00	\$8.76
09/13/2024	2025-00000712	JE	HR	Payroll Post S Semi-Monthly 420255	Payroll Post		2.19		10.95	
09/30/2024	2025-00000891	JE	HR	Payroll Post S Semi-Monthly 420256	Payroll Post		2.19		13.14	
Month September 2024 Totals								\$4.38	\$0.00	\$13.14
Account Vision Care Totals								\$13.14	\$0.00	\$13.14
G/L Account Number 11.1226.2820.987.7235.90711.0000 Contribution to State and Local Retirement Funds								Balance To Date:	\$0.00	
07/15/2024	2025-00000120	JE	HR	Payroll Post S Semi-Monthly 420251	Payroll Post		656.11		656.11	
07/31/2024	2025-00000211	JE	HR	Payroll Post S Semi-Monthly 420252	Payroll Post		800.43		1,456.54	
Month July 2024 Totals								\$1,456.54	\$0.00	\$1,456.54
08/15/2024	2025-00000373	JE	HR	Payroll Post S Semi-Monthly 420253	Payroll Post		639.03		2,095.57	
08/30/2024	2025-00000521	JE	HR	Payroll Post S Semi-Monthly 420254	Payroll Post		638.94		2,734.51	
Month August 2024 Totals								\$1,277.97	\$0.00	\$2,734.51
09/13/2024	2025-00000712	JE	HR	Payroll Post S Semi-Monthly 420255	Payroll Post		639.31		3,373.82	
09/24/2024	2025-00000866	JE	GL	Reclass expense to proper grant				125.20	3,248.62	

G/L Date	Journal	Journal Type	Sub Ledger	Description/Project	Source	Reference	Debit Amount	Credit Amount	Actual Balance
G/L Account Number 11.1226.2820.987.7235.90711.0000 Contribution to State and Local Retirement Funds							Balance To Date:		\$0.00
09/30/2024	2025-00000891	JE	HR	Payroll Post S Semi-Monthly 420256	Payroll Post		638.94		3,887.56
Month September 2024 Totals							\$1,278.25	\$125.20	\$3,887.56
Account Contribution to State and Local Retirement Funds Totals							\$4,012.76	\$125.20	\$3,887.56
G/L Account Number 11.1226.2830.987.7235.90711.0000 Employer Social Security							Balance To Date:		\$0.00
07/15/2024	2025-00000120	JE	HR	Payroll Post S Semi-Monthly 420251	Payroll Post		126.35		126.35
07/31/2024	2025-00000211	JE	HR	Payroll Post S Semi-Monthly 420252	Payroll Post		147.23		273.58
Month July 2024 Totals							\$273.58	\$0.00	\$273.58
08/15/2024	2025-00000373	JE	HR	Payroll Post S Semi-Monthly 420253	Payroll Post		121.99		395.57
08/30/2024	2025-00000521	JE	HR	Payroll Post S Semi-Monthly 420254	Payroll Post		121.76		517.33
Month August 2024 Totals							\$243.75	\$0.00	\$517.33
09/13/2024	2025-00000712	JE	HR	Payroll Post S Semi-Monthly 420255	Payroll Post		118.69		636.02
09/24/2024	2025-00000866	JE	GL	Reclass expense to proper grant				29.84	606.18
09/30/2024	2025-00000891	JE	HR	Payroll Post S Semi-Monthly 420256	Payroll Post		121.76		727.94
Month September 2024 Totals							\$240.45	\$29.84	\$727.94
Account Employer Social Security Totals							\$757.78	\$29.84	\$727.94
G/L Account Number 11.1226.2920.987.7235.90711.0000 Cash in Lieu of Benefits							Balance To Date:		\$0.00
07/15/2024	2025-00000120	JE	HR	Payroll Post S Semi-Monthly 420251	Payroll Post		22.08		22.08
07/31/2024	2025-00000211	JE	HR	Payroll Post S Semi-Monthly 420252	Payroll Post		22.08		44.16
Month July 2024 Totals							\$44.16	\$0.00	\$44.16
08/15/2024	2025-00000373	JE	HR	Payroll Post S Semi-Monthly 420253	Payroll Post		22.08		66.24
08/30/2024	2025-00000521	JE	HR	Payroll Post S Semi-Monthly 420254	Payroll Post		22.08		88.32
Month August 2024 Totals							\$44.16	\$0.00	\$88.32
09/13/2024	2025-00000712	JE	HR	Payroll Post S Semi-Monthly 420255	Payroll Post		22.08		110.40

HS EHS DETAILED GL through SEPTEMBER 2024

G/L Date Range 07/01/24 - 09/30/24
Exclude Sub Ledger Detail
Exclude Accounts with No Activity

G/L Date	Journal	Journal Type	Sub Ledger	Description/Project	Source	Reference	Debit Amount	Credit Amount	Actual Balance	
G/L Account Number 11.1226.2920.987.7235.90711.0000 Cash in Lieu of Benefits								Balance To Date:	\$0.00	
09/30/2024	2025-00000891	JE	HR	Payroll Post S Semi-Monthly 420256	Payroll Post		22.08		132.48	
							Month September 2024 Totals	\$44.16	\$0.00	\$132.48
							Account Cash in Lieu of Benefits Totals	\$132.48	\$0.00	\$132.48
G/L Account Number 11.1226.3410.987.7235.90711.0000 Telephone Serv								Balance To Date:	\$0.00	
07/15/2024	2025-00000120	JE	HR	Payroll Post S Semi-Monthly 420251	Payroll Post		3.75		3.75	
07/31/2024	2025-00000211	JE	HR	Payroll Post S Semi-Monthly 420252	Payroll Post		3.75		7.50	
							Month July 2024 Totals	\$7.50	\$0.00	\$7.50
08/15/2024	2025-00000373	JE	HR	Payroll Post S Semi-Monthly 420253	Payroll Post		3.75		11.25	
08/30/2024	2025-00000521	JE	HR	Payroll Post S Semi-Monthly 420254	Payroll Post		3.75		15.00	
							Month August 2024 Totals	\$7.50	\$0.00	\$15.00
09/13/2024	2025-00000712	JE	HR	Payroll Post S Semi-Monthly 420255	Payroll Post		3.75		18.75	
09/30/2024	2025-00000891	JE	HR	Payroll Post S Semi-Monthly 420256	Payroll Post		3.75		22.50	
							Month September 2024 Totals	\$7.50	\$0.00	\$22.50
							Account Telephone Serv Totals	\$22.50	\$0.00	\$22.50
							Other Unassigned Totals	\$15,534.92	\$585.75	
							Location Personnel Costs Totals	\$15,534.92	\$585.75	
G/L Account Number 11.1226.3220.987.7235.90713.0000 Workshops and Conf Travel								Balance To Date:	\$0.00	
07/27/2024	2025-00000539	JE	GL	BMO Pcard 07.27.2024			19.80		19.80	
							Month July 2024 Totals	\$19.80	\$0.00	\$19.80
08/27/2024	2025-00000927	JE	GL	BMO Pcard 08.27.2024			26.00		45.80	
08/27/2024	2025-00000927	JE	GL	BMO Pcard 08.27.2024			97.00		142.80	
08/27/2024	2025-00000927	JE	GL	BMO Pcard 08.27.2024			261.90		404.70	
08/27/2024	2025-00000927	JE	GL	BMO Pcard 08.27.2024			261.90		666.60	
							Month August 2024 Totals	\$646.80	\$0.00	\$666.60
09/30/2024	2025-00000891	JE	HR	Payroll Post S Semi-Monthly 420256	Payroll Post		290.22		956.82	
							Month September 2024 Totals	\$290.22	\$0.00	\$956.82
							Account Workshops and Conf Travel Totals	\$956.82	\$0.00	\$956.82
							Other Unassigned Totals	\$956.82	\$0.00	
							Location Travel Totals	\$956.82	\$0.00	

HS EHS DETAILED GL through SEPTEMBER 2024

G/L Date Range 07/01/24 - 09/30/24

Exclude Sub Ledger Detail

Exclude Accounts with No Activity

G/L Date	Journal	Journal Type	Sub Ledger	Description/Project	Source	Reference	Debit Amount	Credit Amount	Actual Balance
G/L Account Number 11.1226.7410.987.7235.90717.0000 Dues and Fees								Balance To Date:	\$0.00
09/10/2024	2025-00000694	JE	AP	A/P Invoice Entry	Accounts Payable		980.00		980.00
Month September 2024 Totals							\$980.00	\$0.00	\$980.00
Account Dues and Fees Totals							\$980.00	\$0.00	\$980.00
Other Unassigned Totals							\$980.00	\$0.00	
Location Other Costs Totals							\$980.00	\$0.00	
Grant Head Start 20X5 Totals							\$17,471.74	\$585.75	
Program Early Head Start Totals							\$17,471.74	\$585.75	
Function SupervisionDirection of Instr Staff Totals							\$64,513.78	\$4,000.50	
G/L Account Number 11.1261.3910.000.7235.90716.0000 Property and Liability Insur Serv								Balance To Date:	\$0.00
07/25/2024	2025-00000225	JE	AP	A/P Invoice Entry	Accounts Payable		9,473.76		9,473.76
Month July 2024 Totals							\$9,473.76	\$0.00	\$9,473.76
Account Property and Liability Insur Serv Totals							\$9,473.76	\$0.00	\$9,473.76
G/L Account Number 11.1261.4110.000.7235.90716.0000 Building Repair Serv								Balance To Date:	\$0.00
09/10/2024	2025-00000694	JE	AP	A/P Invoice Entry	Accounts Payable		9,546.19		9,546.19
09/24/2024	2025-00000866	JE	GL	Reclass expense to proper grant			177.00		9,723.19
09/25/2024	2025-00000872	JE	AP	A/P Invoice Entry	Accounts Payable		12,824.99		22,548.18
Month September 2024 Totals							\$22,548.18	\$0.00	\$22,548.18
Account Building Repair Serv Totals							\$22,548.18	\$0.00	\$22,548.18
G/L Account Number 11.1261.5980.000.7235.90716.0000 Misc. Hardware & Tool Supp								Balance To Date:	\$0.00
08/27/2024	2025-00000927	JE	GL	BMO Pcard 08.27.2024			35.98		35.98
Month August 2024 Totals							\$35.98	\$0.00	\$35.98
09/10/2024	2025-00000694	JE	AP	A/P Invoice Entry	Accounts Payable		6,604.57		6,640.55
Month September 2024 Totals							\$6,604.57	\$0.00	\$6,640.55
Account Misc. Hardware & Tool Supp Totals							\$6,640.55	\$0.00	\$6,640.55
Other Unassigned Totals							\$38,662.49	\$0.00	
Location Contractual Services Totals							\$38,662.49	\$0.00	
Grant Head Start 20X5 Totals							\$38,662.49	\$0.00	
Program Unassigned Totals							\$38,662.49	\$0.00	

G/L Date	Journal	Journal Type	Sub Ledger	Description/Project	Source	Reference	Debit Amount	Credit Amount	Actual Balance
G/L Account Number 11.1261.4210.987.7235.90716.0000 Land/Building Rental Serv							Balance To Date:		\$0.00
08/09/2024	2024-00004974	JE	AP	A/P Invoice Entry	Accounts Payable		218.13		218.13
08/23/2024	2024-00005014	JE	AP	A/P Invoice Entry	Accounts Payable		218.13		436.26
Month August 2024 Totals							\$436.26	\$0.00	\$436.26
Account Land/Building Rental Serv Totals							\$436.26	\$0.00	\$436.26
Other Unassigned Totals							\$436.26	\$0.00	
Location Contractual Services Totals							\$436.26	\$0.00	
Grant Head Start 20X5 Totals							\$436.26	\$0.00	
Program Early Head Start Totals							\$436.26	\$0.00	
Function Operating Buildings Services Totals							\$39,098.75	\$0.00	
G/L Account Number 11.1281.1160.000.7235.90711.0000 Supervision/Direction-Staff							Balance To Date:		\$0.00
07/15/2024	2025-00000120	JE	HR	Payroll Post S Semi-Monthly 420251	Payroll Post		313.81		313.81
07/31/2024	2025-00000211	JE	HR	Payroll Post S Semi-Monthly 420252	Payroll Post		313.81		627.62
Month July 2024 Totals							\$627.62	\$0.00	\$627.62
08/15/2024	2025-00000373	JE	HR	Payroll Post S Semi-Monthly 420253	Payroll Post		313.81		941.43
08/30/2024	2025-00000521	JE	HR	Payroll Post S Semi-Monthly 420254	Payroll Post		313.81		1,255.24
Month August 2024 Totals							\$627.62	\$0.00	\$1,255.24
09/13/2024	2025-00000712	JE	HR	Payroll Post S Semi-Monthly 420255	Payroll Post		313.81		1,569.05
09/30/2024	2025-00000891	JE	HR	Payroll Post S Semi-Monthly 420256	Payroll Post		313.81		1,882.86
Month September 2024 Totals							\$627.62	\$0.00	\$1,882.86
Account Supervision/Direction-Staff Totals							\$1,882.86	\$0.00	\$1,882.86
G/L Account Number 11.1281.1180.000.7235.90711.0000 Research							Balance To Date:		\$0.00
07/15/2024	2025-00000120	JE	HR	Payroll Post S Semi-Monthly 420251	Payroll Post		3,731.34		3,731.34
07/31/2024	2025-00000211	JE	HR	Payroll Post S Semi-Monthly 420252	Payroll Post		3,850.58		7,581.92
07/31/2024	2025-00000211	JE	HR	Payroll Post S Semi-Monthly 420252	Payroll Post		707.59		8,289.51
Month July 2024 Totals							\$8,289.51	\$0.00	\$8,289.51
08/15/2024	2025-00000373	JE	HR	Payroll Post S Semi-Monthly 420253	Payroll Post		4,517.33		12,806.84
08/15/2024	2025-00000852	JE	GL	Reimbursement Reclass for 8/15	RM	Reclass - Reclassification Journal Entry		78.39	12,728.45

HS EHS DETAILED GL through SEPTEMBER 2024

G/L Date Range 07/01/24 - 09/30/24
Exclude Sub Ledger Detail
Exclude Accounts with No Activity

G/L Date	Journal	Journal Type	Sub Ledger	Description/Project	Source	Reference	Debit Amount	Credit Amount	Actual Balance
G/L Account Number 11.1281.1180.000.7235.90711.0000 Research								Balance To Date:	\$0.00
08/30/2024	2025-0000521	JE	HR	Payroll Post S Semi-Monthly 420254	Payroll Post		4,166.04		16,894.49
Month August 2024 Totals							\$8,683.37	\$78.39	\$16,894.49
09/13/2024	2025-0000712	JE	HR	Payroll Post S Semi-Monthly 420255	Payroll Post		4,125.13		21,019.62
09/24/2024	2025-0000866	JE	GL	Reclass expense to proper grant			588.35		21,607.97
09/30/2024	2025-0000891	JE	HR	Payroll Post S Semi-Monthly 420256	Payroll Post		4,208.44		25,816.41
Month September 2024 Totals							\$8,921.92	\$0.00	\$25,816.41
Account Research Totals							\$25,894.80	\$78.39	\$25,816.41
G/L Account Number 11.1281.1790.000.7235.90711.0000 Other Special Payments								Balance To Date:	\$0.00
07/15/2024	2025-0000120	JE	HR	Payroll Post S Semi-Monthly 420251	Payroll Post		4.39		4.39
07/31/2024	2025-0000211	JE	HR	Payroll Post S Semi-Monthly 420252	Payroll Post		4.39		8.78
Month July 2024 Totals							\$8.78	\$0.00	\$8.78
08/15/2024	2025-0000373	JE	HR	Payroll Post S Semi-Monthly 420253	Payroll Post		5.49		14.27
08/30/2024	2025-0000521	JE	HR	Payroll Post S Semi-Monthly 420254	Payroll Post		4.39		18.66
Month August 2024 Totals							\$9.88	\$0.00	\$18.66
09/13/2024	2025-0000712	JE	HR	Payroll Post S Semi-Monthly 420255	Payroll Post		4.39		23.05
09/30/2024	2025-0000891	JE	HR	Payroll Post S Semi-Monthly 420256	Payroll Post		4.39		27.44
Month September 2024 Totals							\$8.78	\$0.00	\$27.44
Account Other Special Payments Totals							\$27.44	\$0.00	\$27.44
G/L Account Number 11.1281.2110.000.7235.90711.0000 Group Life								Balance To Date:	\$0.00
07/15/2024	2025-0000120	JE	HR	Payroll Post S Semi-Monthly 420251	Payroll Post		11.42		11.42
07/31/2024	2025-0000211	JE	HR	Payroll Post S Semi-Monthly 420252	Payroll Post		11.42		22.84
07/31/2024	2025-0000211	JE	HR	Payroll Post S Semi-Monthly 420252	Payroll Post		2.01		24.85
Month July 2024 Totals							\$24.85	\$0.00	\$24.85
08/15/2024	2025-0000373	JE	HR	Payroll Post S Semi-Monthly 420253	Payroll Post		13.43		38.28
08/30/2024	2025-0000521	JE	HR	Payroll Post S Semi-Monthly 420254	Payroll Post		12.57		50.85
Month August 2024 Totals							\$26.00	\$0.00	\$50.85

G/L Date	Journal	Journal Type	Sub Ledger	Description/Project	Source	Reference	Debit Amount	Credit Amount	Actual Balance	
G/L Account Number 11.1281.2110.000.7235.90711.0000 Group Life								Balance To Date:	\$0.00	
09/13/2024	2025-0000712	JE	HR	Payroll Post S Semi-Monthly 420255	Payroll Post		12.57		63.42	
09/24/2024	2025-0000866	JE	GL	Reclass expense to proper grant			2.01		65.43	
09/30/2024	2025-0000891	JE	HR	Payroll Post S Semi-Monthly 420256	Payroll Post		12.57		78.00	
Month September 2024 Totals								\$27.15	\$0.00	\$78.00
Account Group Life Totals								\$78.00	\$0.00	\$78.00
G/L Account Number 11.1281.2120.000.7235.90711.0000 Group Disability								Balance To Date:	\$0.00	
07/15/2024	2025-0000120	JE	HR	Payroll Post S Semi-Monthly 420251	Payroll Post		9.58		9.58	
07/31/2024	2025-0000211	JE	HR	Payroll Post S Semi-Monthly 420252	Payroll Post		1.73		11.31	
07/31/2024	2025-0000211	JE	HR	Payroll Post S Semi-Monthly 420252	Payroll Post		9.58		20.89	
Month July 2024 Totals								\$20.89	\$0.00	\$20.89
08/15/2024	2025-0000373	JE	HR	Payroll Post S Semi-Monthly 420253	Payroll Post		11.31		32.20	
08/30/2024	2025-0000521	JE	HR	Payroll Post S Semi-Monthly 420254	Payroll Post		10.57		42.77	
Month August 2024 Totals								\$21.88	\$0.00	\$42.77
09/13/2024	2025-0000712	JE	HR	Payroll Post S Semi-Monthly 420255	Payroll Post		10.57		53.34	
09/24/2024	2025-0000866	JE	GL	Reclass expense to proper grant			1.73		55.07	
09/30/2024	2025-0000891	JE	HR	Payroll Post S Semi-Monthly 420256	Payroll Post		10.57		65.64	
Month September 2024 Totals								\$22.87	\$0.00	\$65.64
Account Group Disability Totals								\$65.64	\$0.00	\$65.64
G/L Account Number 11.1281.2130.000.7235.90711.0000 Group Health and Accident								Balance To Date:	\$0.00	
07/15/2024	2025-0000120	JE	HR	Payroll Post S Semi-Monthly 420251	Payroll Post		96.55		96.55	
07/31/2024	2025-0000211	JE	HR	Payroll Post S Semi-Monthly 420252	Payroll Post		96.55		193.10	
Month July 2024 Totals								\$193.10	\$0.00	\$193.10
08/15/2024	2025-0000373	JE	HR	Payroll Post S Semi-Monthly 420253	Payroll Post		96.55		289.65	
08/30/2024	2025-0000521	JE	HR	Payroll Post S Semi-Monthly 420254	Payroll Post		28.98		318.63	
Month August 2024 Totals								\$125.53	\$0.00	\$318.63
09/13/2024	2025-0000712	JE	HR	Payroll Post S Semi-Monthly 420255	Payroll Post		28.98		347.61	

HS EHS DETAILED GL through SEPTEMBER 2024

G/L Date Range 07/01/24 - 09/30/24
Exclude Sub Ledger Detail
Exclude Accounts with No Activity

G/L Date	Journal	Journal Type	Sub Ledger	Description/Project	Source	Reference	Debit Amount	Credit Amount	Actual Balance
G/L Account Number 11.1281.2130.000.7235.90711.0000 Group Health and Accident								Balance To Date:	\$0.00
09/30/2024	2025-00000891	JE	HR	Payroll Post S Semi-Monthly 420256	Payroll Post		28.98		376.59
Month September 2024 Totals							\$57.96	\$0.00	\$376.59
Account Group Health and Accident Totals							\$376.59	\$0.00	\$376.59
G/L Account Number 11.1281.2140.000.7235.90711.0000 Dental Health Care								Balance To Date:	\$0.00
07/15/2024	2025-00000120	JE	HR	Payroll Post S Semi-Monthly 420251	Payroll Post		72.73		72.73
07/31/2024	2025-00000211	JE	HR	Payroll Post S Semi-Monthly 420252	Payroll Post		72.73		145.46
Month July 2024 Totals							\$145.46	\$0.00	\$145.46
08/15/2024	2025-00000373	JE	HR	Payroll Post S Semi-Monthly 420253	Payroll Post		72.73		218.19
08/30/2024	2025-00000521	JE	HR	Payroll Post S Semi-Monthly 420254	Payroll Post		67.50		285.69
Month August 2024 Totals							\$140.23	\$0.00	\$285.69
09/13/2024	2025-00000712	JE	HR	Payroll Post S Semi-Monthly 420255	Payroll Post		67.50		353.19
09/30/2024	2025-00000891	JE	HR	Payroll Post S Semi-Monthly 420256	Payroll Post		67.50		420.69
Month September 2024 Totals							\$135.00	\$0.00	\$420.69
Account Dental Health Care Totals							\$420.69	\$0.00	\$420.69
G/L Account Number 11.1281.2150.000.7235.90711.0000 Vision Care								Balance To Date:	\$0.00
07/15/2024	2025-00000120	JE	HR	Payroll Post S Semi-Monthly 420251	Payroll Post		16.46		16.46
07/31/2024	2025-00000211	JE	HR	Payroll Post S Semi-Monthly 420252	Payroll Post		16.46		32.92
07/31/2024	2025-00000211	JE	HR	Payroll Post S Semi-Monthly 420252	Payroll Post		3.85		36.77
Month July 2024 Totals							\$36.77	\$0.00	\$36.77
08/15/2024	2025-00000373	JE	HR	Payroll Post S Semi-Monthly 420253	Payroll Post		20.31		57.08
08/30/2024	2025-00000521	JE	HR	Payroll Post S Semi-Monthly 420254	Payroll Post		19.78		76.86
Month August 2024 Totals							\$40.09	\$0.00	\$76.86
09/13/2024	2025-00000712	JE	HR	Payroll Post S Semi-Monthly 420255	Payroll Post		19.78		96.64
09/24/2024	2025-00000866	JE	GL	Reclass expense to proper grant			3.85		100.49

HS EHS DETAILED GL through SEPTEMBER 2024

G/L Date Range 07/01/24 - 09/30/24

Exclude Sub Ledger Detail

Exclude Accounts with No Activity

G/L Date	Journal	Journal Type	Sub Ledger	Description/Project	Source	Reference	Debit Amount	Credit Amount	Actual Balance
G/L Account Number 11.1281.2150.000.7235.90711.0000 Vision Care								Balance To Date:	\$0.00
09/30/2024	2025-0000891	JE	HR	Payroll Post S Semi-Monthly 420256	Payroll Post		19.78		120.27
Month September 2024 Totals							\$43.41	\$0.00	\$120.27
Account Vision Care Totals							\$120.27	\$0.00	\$120.27
G/L Account Number 11.1281.2820.000.7235.90711.0000 Contribution to State and Local Retirement Funds								Balance To Date:	\$0.00
07/15/2024	2025-0000120	JE	HR	Payroll Post S Semi-Monthly 420251	Payroll Post		1,975.10		1,975.10
07/31/2024	2025-0000211	JE	HR	Payroll Post S Semi-Monthly 420252	Payroll Post		347.71		2,322.81
07/31/2024	2025-0000211	JE	HR	Payroll Post S Semi-Monthly 420252	Payroll Post		2,032.05		4,354.86
Month July 2024 Totals							\$4,354.86	\$0.00	\$4,354.86
08/15/2024	2025-0000373	JE	HR	Payroll Post S Semi-Monthly 420253	Payroll Post		2,323.31		6,678.17
08/30/2024	2025-0000521	JE	HR	Payroll Post S Semi-Monthly 420254	Payroll Post		2,158.99		8,837.16
Month August 2024 Totals							\$4,482.30	\$0.00	\$8,837.16
09/13/2024	2025-0000712	JE	HR	Payroll Post S Semi-Monthly 420255	Payroll Post		2,138.74		10,975.90
09/24/2024	2025-0000866	JE	GL	Reclass expense to proper grant			309.44		11,285.34
09/30/2024	2025-0000891	JE	HR	Payroll Post S Semi-Monthly 420256	Payroll Post		2,176.58		13,461.92
Month September 2024 Totals							\$4,624.76	\$0.00	\$13,461.92
Account Contribution to State and Local Retirement Funds Totals							\$13,461.92	\$0.00	\$13,461.92
G/L Account Number 11.1281.2830.000.7235.90711.0000 Employer Social Security								Balance To Date:	\$0.00
07/15/2024	2025-0000120	JE	HR	Payroll Post S Semi-Monthly 420251	Payroll Post		305.55		305.55
07/31/2024	2025-0000211	JE	HR	Payroll Post S Semi-Monthly 420252	Payroll Post		54.09		359.64
07/31/2024	2025-0000211	JE	HR	Payroll Post S Semi-Monthly 420252	Payroll Post		314.66		674.30
Month July 2024 Totals							\$674.30	\$0.00	\$674.30
08/15/2024	2025-0000373	JE	HR	Payroll Post S Semi-Monthly 420253	Payroll Post		359.71		1,034.01
08/30/2024	2025-0000521	JE	HR	Payroll Post S Semi-Monthly 420254	Payroll Post		341.19		1,375.20
Month August 2024 Totals							\$700.90	\$0.00	\$1,375.20

G/L Date	Journal	Journal Type	Sub Ledger	Description/Project	Source	Reference	Debit Amount	Credit Amount	Actual Balance	
G/L Account Number 11.1281.2830.000.7235.90711.0000 Employer Social Security								Balance To Date:	\$0.00	
09/13/2024	2025-00000712	JE	HR	Payroll Post S Semi-Monthly 420255	Payroll Post		337.65		1,712.85	
09/24/2024	2025-00000866	JE	GL	Reclass expense to proper grant			44.97		1,757.82	
09/30/2024	2025-00000891	JE	HR	Payroll Post S Semi-Monthly 420256	Payroll Post		343.96		2,101.78	
							Month September 2024 Totals	\$726.58	\$0.00	\$2,101.78
							Account Employer Social Security Totals	\$2,101.78	\$0.00	\$2,101.78
G/L Account Number 11.1281.2920.000.7235.90711.0000 Cash in Lieu of Benefits								Balance To Date:	\$0.00	
07/15/2024	2025-00000120	JE	HR	Payroll Post S Semi-Monthly 420251	Payroll Post		120.72		120.72	
07/31/2024	2025-00000211	JE	HR	Payroll Post S Semi-Monthly 420252	Payroll Post		120.72		241.44	
07/31/2024	2025-00000211	JE	HR	Payroll Post S Semi-Monthly 420252	Payroll Post		27.60		269.04	
							Month July 2024 Totals	\$269.04	\$0.00	\$269.04
08/15/2024	2025-00000373	JE	HR	Payroll Post S Semi-Monthly 420253	Payroll Post		148.32		417.36	
08/30/2024	2025-00000521	JE	HR	Payroll Post S Semi-Monthly 420254	Payroll Post		152.74		570.10	
							Month August 2024 Totals	\$301.06	\$0.00	\$570.10
09/13/2024	2025-00000712	JE	HR	Payroll Post S Semi-Monthly 420255	Payroll Post		149.43		719.53	
09/24/2024	2025-00000866	JE	GL	Reclass expense to proper grant			27.60		747.13	
09/30/2024	2025-00000891	JE	HR	Payroll Post S Semi-Monthly 420256	Payroll Post		149.43		896.56	
							Month September 2024 Totals	\$326.46	\$0.00	\$896.56
							Account Cash in Lieu of Benefits Totals	\$896.56	\$0.00	\$896.56
G/L Account Number 11.1281.3410.000.7235.90711.0000 Telephone Serv								Balance To Date:	\$0.00	
07/15/2024	2025-00000120	JE	HR	Payroll Post S Semi-Monthly 420251	Payroll Post		2.50		2.50	
07/31/2024	2025-00000211	JE	HR	Payroll Post S Semi-Monthly 420252	Payroll Post		2.50		5.00	
							Month July 2024 Totals	\$5.00	\$0.00	\$5.00
08/15/2024	2025-00000373	JE	HR	Payroll Post S Semi-Monthly 420253	Payroll Post		2.50		7.50	
08/30/2024	2025-00000521	JE	HR	Payroll Post S Semi-Monthly 420254	Payroll Post		2.50		10.00	
							Month August 2024 Totals	\$5.00	\$0.00	\$10.00
09/13/2024	2025-00000712	JE	HR	Payroll Post S Semi-Monthly 420255	Payroll Post		2.50		12.50	

HS EHS DETAILED GL through SEPTEMBER 2024

G/L Date Range 07/01/24 - 09/30/24
Exclude Sub Ledger Detail
Exclude Accounts with No Activity

G/L Date	Journal	Journal Type	Sub Ledger	Description/Project	Source	Reference	Debit Amount	Credit Amount	Actual Balance
G/L Account Number 11.1281.3410.000.7235.90711.0000 Telephone Serv								Balance To Date:	\$0.00
09/30/2024	2025-00000891	JE	HR	Payroll Post S Semi-Monthly 420256	Payroll Post		2.50		15.00
Month September 2024 Totals							\$5.00	\$0.00	\$15.00
Account Telephone Serv Totals							\$15.00	\$0.00	\$15.00
Other Unassigned Totals							\$45,341.55	\$78.39	
Location Personnel Costs Totals							\$45,341.55	\$78.39	
Grant Head Start 20X5 Totals							\$45,341.55	\$78.39	
Program Unassigned Totals							\$45,341.55	\$78.39	
G/L Account Number 11.1281.1180.987.7235.90711.0000 Research								Balance To Date:	\$0.00
07/15/2024	2025-00000120	JE	HR	Payroll Post S Semi-Monthly 420251	Payroll Post		862.97		862.97
07/31/2024	2025-00000211	JE	HR	Payroll Post S Semi-Monthly 420252	Payroll Post		982.24		1,845.21
Month July 2024 Totals							\$1,845.21	\$0.00	\$1,845.21
08/15/2024	2025-00000373	JE	HR	Payroll Post S Semi-Monthly 420253	Payroll Post		871.68		2,716.89
08/15/2024	2025-00000852	JE	GL	Reimbursement Reclass for 8/15	RM	Reclass - Reclassification Journal Entry		8.71	2,708.18
08/30/2024	2025-00000521	JE	HR	Payroll Post S Semi-Monthly 420254	Payroll Post		862.98		3,571.16
Month August 2024 Totals							\$1,734.66	\$8.71	\$3,571.16
09/13/2024	2025-00000712	JE	HR	Payroll Post S Semi-Monthly 420255	Payroll Post		862.97		4,434.13
09/30/2024	2025-00000891	JE	HR	Payroll Post S Semi-Monthly 420256	Payroll Post		911.84		5,345.97
09/30/2024	2025-00000891	JE	HR	Payroll Post S Semi-Monthly 420256	Payroll Post		1,872.37		7,218.34
Month September 2024 Totals							\$3,647.18	\$0.00	\$7,218.34
Account Research Totals							\$7,227.05	\$8.71	\$7,218.34
G/L Account Number 11.1281.2110.987.7235.90711.0000 Group Life								Balance To Date:	\$0.00
07/15/2024	2025-00000120	JE	HR	Payroll Post S Semi-Monthly 420251	Payroll Post		2.45		2.45
07/31/2024	2025-00000211	JE	HR	Payroll Post S Semi-Monthly 420252	Payroll Post		2.45		4.90
Month July 2024 Totals							\$4.90	\$0.00	\$4.90
08/15/2024	2025-00000373	JE	HR	Payroll Post S Semi-Monthly 420253	Payroll Post		2.45		7.35

HS EHS DETAILED GL through SEPTEMBER 2024

G/L Date Range 07/01/24 - 09/30/24
Exclude Sub Ledger Detail
Exclude Accounts with No Activity

G/L Date	Journal	Journal Type	Sub Ledger	Description/Project	Source	Reference	Debit Amount	Credit Amount	Actual Balance
G/L Account Number 11.1281.2110.987.7235.90711.0000 Group Life								Balance To Date:	\$0.00
08/30/2024	2025-0000521	JE	HR	Payroll Post S Semi-Monthly 420254	Payroll Post		2.45		9.80
Month August 2024 Totals							\$4.90	\$0.00	\$9.80
09/13/2024	2025-0000712	JE	HR	Payroll Post S Semi-Monthly 420255	Payroll Post		2.45		12.25
09/30/2024	2025-0000891	JE	HR	Payroll Post S Semi-Monthly 420256	Payroll Post		2.45		14.70
09/30/2024	2025-0000891	JE	HR	Payroll Post S Semi-Monthly 420256	Payroll Post		3.00		17.70
Month September 2024 Totals							\$7.90	\$0.00	\$17.70
Account Group Life Totals							\$17.70	\$0.00	\$17.70
G/L Account Number 11.1281.2120.987.7235.90711.0000 Group Disability								Balance To Date:	\$0.00
07/15/2024	2025-0000120	JE	HR	Payroll Post S Semi-Monthly 420251	Payroll Post		1.88		1.88
07/31/2024	2025-0000211	JE	HR	Payroll Post S Semi-Monthly 420252	Payroll Post		1.88		3.76
Month July 2024 Totals							\$3.76	\$0.00	\$3.76
08/15/2024	2025-0000373	JE	HR	Payroll Post S Semi-Monthly 420253	Payroll Post		1.88		5.64
08/30/2024	2025-0000521	JE	HR	Payroll Post S Semi-Monthly 420254	Payroll Post		1.88		7.52
Month August 2024 Totals							\$3.76	\$0.00	\$7.52
09/13/2024	2025-0000712	JE	HR	Payroll Post S Semi-Monthly 420255	Payroll Post		1.88		9.40
09/30/2024	2025-0000891	JE	HR	Payroll Post S Semi-Monthly 420256	Payroll Post		1.88		11.28
09/30/2024	2025-0000891	JE	HR	Payroll Post S Semi-Monthly 420256	Payroll Post		2.59		13.87
Month September 2024 Totals							\$6.35	\$0.00	\$13.87
Account Group Disability Totals							\$13.87	\$0.00	\$13.87
G/L Account Number 11.1281.2140.987.7235.90711.0000 Dental Health Care								Balance To Date:	\$0.00
07/15/2024	2025-0000120	JE	HR	Payroll Post S Semi-Monthly 420251	Payroll Post		6.53		6.53
07/31/2024	2025-0000211	JE	HR	Payroll Post S Semi-Monthly 420252	Payroll Post		6.53		13.06
Month July 2024 Totals							\$13.06	\$0.00	\$13.06
08/15/2024	2025-0000373	JE	HR	Payroll Post S Semi-Monthly 420253	Payroll Post		6.53		19.59
08/30/2024	2025-0000521	JE	HR	Payroll Post S Semi-Monthly 420254	Payroll Post		6.53		26.12
Month August 2024 Totals							\$13.06	\$0.00	\$26.12

G/L Date	Journal	Journal Type	Sub Ledger	Description/Project	Source	Reference	Debit Amount	Credit Amount	Actual Balance	
G/L Account Number 11.1281.2140.987.7235.90711.0000 Dental Health Care								Balance To Date:	\$0.00	
09/13/2024	2025-0000712	JE	HR	Payroll Post S Semi-Monthly 420255	Payroll Post		6.53		32.65	
09/30/2024	2025-00000891	JE	HR	Payroll Post S Semi-Monthly 420256	Payroll Post		6.53		39.18	
09/30/2024	2025-00000891	JE	HR	Payroll Post S Semi-Monthly 420256	Payroll Post		65.32		104.50	
Month September 2024 Totals								\$78.38	\$0.00	\$104.50
Account Dental Health Care Totals								\$104.50	\$0.00	\$104.50
G/L Account Number 11.1281.2150.987.7235.90711.0000 Vision Care								Balance To Date:	\$0.00	
07/15/2024	2025-0000120	JE	HR	Payroll Post S Semi-Monthly 420251	Payroll Post		1.54		1.54	
07/31/2024	2025-0000211	JE	HR	Payroll Post S Semi-Monthly 420252	Payroll Post		1.54		3.08	
Month July 2024 Totals								\$3.08	\$0.00	\$3.08
08/15/2024	2025-0000373	JE	HR	Payroll Post S Semi-Monthly 420253	Payroll Post		1.54		4.62	
08/30/2024	2025-0000521	JE	HR	Payroll Post S Semi-Monthly 420254	Payroll Post		1.54		6.16	
Month August 2024 Totals								\$3.08	\$0.00	\$6.16
09/13/2024	2025-0000712	JE	HR	Payroll Post S Semi-Monthly 420255	Payroll Post		1.54		7.70	
09/30/2024	2025-00000891	JE	HR	Payroll Post S Semi-Monthly 420256	Payroll Post		1.54		9.24	
09/30/2024	2025-00000891	JE	HR	Payroll Post S Semi-Monthly 420256	Payroll Post		15.40		24.64	
Month September 2024 Totals								\$18.48	\$0.00	\$24.64
Account Vision Care Totals								\$24.64	\$0.00	\$24.64
G/L Account Number 11.1281.2820.987.7235.90711.0000 Contribution to State and Local Retirement Funds								Balance To Date:	\$0.00	
07/15/2024	2025-0000120	JE	HR	Payroll Post S Semi-Monthly 420251	Payroll Post		417.67		417.67	
07/31/2024	2025-0000211	JE	HR	Payroll Post S Semi-Monthly 420252	Payroll Post		474.63		892.30	
Month July 2024 Totals								\$892.30	\$0.00	\$892.30
08/15/2024	2025-0000373	JE	HR	Payroll Post S Semi-Monthly 420253	Payroll Post		417.67		1,309.97	
08/30/2024	2025-0000521	JE	HR	Payroll Post S Semi-Monthly 420254	Payroll Post		387.93		1,697.90	
Month August 2024 Totals								\$805.60	\$0.00	\$1,697.90
09/13/2024	2025-0000712	JE	HR	Payroll Post S Semi-Monthly 420255	Payroll Post		387.80		2,085.70	

HS EHS DETAILED GL through SEPTEMBER 2024

G/L Date Range 07/01/24 - 09/30/24

Exclude Sub Ledger Detail

Exclude Accounts with No Activity

G/L Date	Journal	Journal Type	Sub Ledger	Description/Project	Source	Reference	Debit Amount	Credit Amount	Actual Balance
G/L Account Number 11.1281.2820.987.7235.90711.0000 Contribution to State and Local Retirement Funds							Balance To Date:		\$0.00
09/30/2024	2025-0000891	JE	HR	Payroll Post S Semi-Monthly 420256	Payroll Post		408.69		2,494.39
09/30/2024	2025-0000891	JE	HR	Payroll Post S Semi-Monthly 420256	Payroll Post		899.87		3,394.26
Month September 2024 Totals							\$1,696.36	\$0.00	\$3,394.26
Account Contribution to State and Local Retirement Funds Totals							\$3,394.26	\$0.00	\$3,394.26
G/L Account Number 11.1281.2830.987.7235.90711.0000 Employer Social Security							Balance To Date:		\$0.00
07/15/2024	2025-0000120	JE	HR	Payroll Post S Semi-Monthly 420251	Payroll Post		67.12		67.12
07/31/2024	2025-0000211	JE	HR	Payroll Post S Semi-Monthly 420252	Payroll Post		76.23		143.35
Month July 2024 Totals							\$143.35	\$0.00	\$143.35
08/15/2024	2025-0000373	JE	HR	Payroll Post S Semi-Monthly 420253	Payroll Post		67.11		210.46
08/30/2024	2025-0000521	JE	HR	Payroll Post S Semi-Monthly 420254	Payroll Post		67.44		277.90
Month August 2024 Totals							\$134.55	\$0.00	\$277.90
09/13/2024	2025-0000712	JE	HR	Payroll Post S Semi-Monthly 420255	Payroll Post		67.20		345.10
09/30/2024	2025-0000891	JE	HR	Payroll Post S Semi-Monthly 420256	Payroll Post		70.94		416.04
09/30/2024	2025-0000891	JE	HR	Payroll Post S Semi-Monthly 420256	Payroll Post		127.21		543.25
Month September 2024 Totals							\$265.35	\$0.00	\$543.25
Account Employer Social Security Totals							\$543.25	\$0.00	\$543.25
G/L Account Number 11.1281.2920.987.7235.90711.0000 Cash in Lieu of Benefits							Balance To Date:		\$0.00
07/15/2024	2025-0000120	JE	HR	Payroll Post S Semi-Monthly 420251	Payroll Post		26.98		26.98
07/31/2024	2025-0000211	JE	HR	Payroll Post S Semi-Monthly 420252	Payroll Post		26.98		53.96
Month July 2024 Totals							\$53.96	\$0.00	\$53.96
08/15/2024	2025-0000373	JE	HR	Payroll Post S Semi-Monthly 420253	Payroll Post		26.98		80.94
08/30/2024	2025-0000521	JE	HR	Payroll Post S Semi-Monthly 420254	Payroll Post		31.40		112.34
Month August 2024 Totals							\$58.38	\$0.00	\$112.34
09/13/2024	2025-0000712	JE	HR	Payroll Post S Semi-Monthly 420255	Payroll Post		28.08		140.42

G/L Date	Journal	Journal Type	Sub Ledger	Description/Project	Source	Reference	Debit Amount	Credit Amount	Actual Balance
G/L Account Number 11.1281.2920.987.7235.90711.0000 Cash in Lieu of Benefits								Balance To Date:	\$0.00
09/30/2024	2025-00000891	JE	HR	Payroll Post S Semi-Monthly 420256	Payroll Post		28.08		168.50
09/30/2024	2025-00000891	JE	HR	Payroll Post S Semi-Monthly 420256	Payroll Post		62.50		231.00
Month September 2024 Totals							\$118.66	\$0.00	\$231.00
Account Cash in Lieu of Benefits Totals							\$231.00	\$0.00	\$231.00
Other Unassigned Totals							\$11,556.27	\$8.71	
Location Personnel Costs Totals							\$11,556.27	\$8.71	
Grant Head Start 20X5 Totals							\$11,556.27	\$8.71	
Program Early Head Start Totals							\$11,556.27	\$8.71	
Function Planning, Research and Evaluation Totals							\$56,897.82	\$87.10	
G/L Account Number 11.1311.3130.000.7235.90716.0000 Pupil Services								Balance To Date:	\$0.00
09/10/2024	2025-00000694	JE	AP	A/P Invoice Entry	Accounts Payable		1,311.56		1,311.56
09/25/2024	2025-00000872	JE	AP	A/P Invoice Entry	Accounts Payable		124.14		1,435.70
Month September 2024 Totals							\$1,435.70	\$0.00	\$1,435.70
Account Pupil Services Totals							\$1,435.70	\$0.00	\$1,435.70
Other Unassigned Totals							\$1,435.70	\$0.00	
Location Contractual Services Totals							\$1,435.70	\$0.00	
Grant Head Start 20X5 Totals							\$1,435.70	\$0.00	
Program Unassigned Totals							\$1,435.70	\$0.00	
Function Community Services Direction Totals							\$1,435.70	\$0.00	
G/L Account Number 11.1351.1220.000.7235.90711.0000 Counseling								Balance To Date:	\$0.00
07/15/2024	2025-00000120	JE	HR	Payroll Post S Semi-Monthly 420251	Payroll Post		750.70		750.70
07/31/2024	2025-00000211	JE	HR	Payroll Post S Semi-Monthly 420252	Payroll Post		750.70		1,501.40
Month July 2024 Totals							\$1,501.40	\$0.00	\$1,501.40
08/15/2024	2025-00000373	JE	HR	Payroll Post S Semi-Monthly 420253	Payroll Post		5,455.62		6,957.02
08/30/2024	2025-00000521	JE	HR	Payroll Post S Semi-Monthly 420254	Payroll Post		5,455.62		12,412.64
Month August 2024 Totals							\$10,911.24	\$0.00	\$12,412.64
09/13/2024	2025-00000712	JE	HR	Payroll Post S Semi-Monthly 420255	Payroll Post		5,455.62		17,868.26

G/L Date	Journal	Journal Type	Sub Ledger	Description/Project	Source	Reference	Debit Amount	Credit Amount	Actual Balance	
G/L Account Number 11.1351.1220.000.7235.90711.0000 Counseling								Balance To Date:	\$0.00	
09/30/2024	2025-0000891	JE	HR	Payroll Post S Semi-Monthly 420256	Payroll Post		5,455.61		23,323.87	
							Month September 2024 Totals	\$10,911.23	\$0.00	\$23,323.87
							Account Counseling Totals	\$23,323.87	\$0.00	\$23,323.87
G/L Account Number 11.1351.1250.000.7235.90711.0000 Instructional Counseling								Balance To Date:	\$0.00	
07/15/2024	2025-00000120	JE	HR	Payroll Post S Semi-Monthly 420251	Payroll Post		2,001.86		2,001.86	
07/31/2024	2025-00000211	JE	HR	Payroll Post S Semi-Monthly 420252	Payroll Post		2,001.86		4,003.72	
							Month July 2024 Totals	\$4,003.72	\$0.00	\$4,003.72
08/15/2024	2025-00000373	JE	HR	Payroll Post S Semi-Monthly 420253	Payroll Post		2,040.45		6,044.17	
08/15/2024	2025-00000852	JE	GL	Reimbursement Reclass for 8/15	RM	Reclass - Reclassification Journal Entry		38.59	6,005.58	
08/30/2024	2025-00000521	JE	HR	Payroll Post S Semi-Monthly 420254	Payroll Post		2,001.86		8,007.44	
							Month August 2024 Totals	\$4,042.31	\$38.59	\$8,007.44
09/13/2024	2025-00000712	JE	HR	Payroll Post S Semi-Monthly 420255	Payroll Post		2,001.86		10,009.30	
09/24/2024	2025-00000866	JE	GL	Reclass expense to proper grant			531.96		10,541.26	
09/30/2024	2025-00000891	JE	HR	Payroll Post S Semi-Monthly 420256	Payroll Post		531.96		11,073.22	
09/30/2024	2025-00000891	JE	HR	Payroll Post S Semi-Monthly 420256	Payroll Post		2,001.86		13,075.08	
							Month September 2024 Totals	\$5,067.64	\$0.00	\$13,075.08
							Account Instructional Counseling Totals	\$13,113.67	\$38.59	\$13,075.08
G/L Account Number 11.1351.1440.000.7235.90711.0000 Social Work								Balance To Date:	\$0.00	
07/15/2024	2025-00000120	JE	HR	Payroll Post S Semi-Monthly 420251	Payroll Post		2,252.10		2,252.10	
07/31/2024	2025-00000211	JE	HR	Payroll Post S Semi-Monthly 420252	Payroll Post		2,252.10		4,504.20	
							Month July 2024 Totals	\$4,504.20	\$0.00	\$4,504.20
08/15/2024	2025-00000373	JE	HR	Payroll Post S Semi-Monthly 420253	Payroll Post		2,252.10		6,756.30	
08/30/2024	2025-00000521	JE	HR	Payroll Post S Semi-Monthly 420254	Payroll Post		2,252.10		9,008.40	
							Month August 2024 Totals	\$4,504.20	\$0.00	\$9,008.40

HS EHS DETAILED GL through SEPTEMBER 2024

G/L Date Range 07/01/24 - 09/30/24

Exclude Sub Ledger Detail

Exclude Accounts with No Activity

G/L Date	Journal	Journal Type	Sub Ledger	Description/Project	Source	Reference	Debit Amount	Credit Amount	Actual Balance
G/L Account Number 11.1351.1440.000.7235.90711.0000 Social Work								Balance To Date:	\$0.00
09/13/2024	2025-0000712	JE	HR	Payroll Post S Semi-Monthly 420255	Payroll Post		2,252.10		11,260.50
09/30/2024	2025-0000891	JE	HR	Payroll Post S Semi-Monthly 420256	Payroll Post		2,252.10		13,512.60
Month September 2024 Totals							\$4,504.20	\$0.00	\$13,512.60
Account Social Work Totals							\$13,512.60	\$0.00	\$13,512.60
G/L Account Number 11.1351.1620.000.7235.90711.0000 Secretary-Clerical-Bookkeeper								Balance To Date:	\$0.00
07/15/2024	2025-0000120	JE	HR	Payroll Post S Semi-Monthly 420251	Payroll Post		1,063.49		1,063.49
07/31/2024	2025-0000211	JE	HR	Payroll Post S Semi-Monthly 420252	Payroll Post		1,063.49		2,126.98
Month July 2024 Totals							\$2,126.98	\$0.00	\$2,126.98
08/15/2024	2025-0000373	JE	HR	Payroll Post S Semi-Monthly 420253	Payroll Post		1,063.49		3,190.47
08/30/2024	2025-0000521	JE	HR	Payroll Post S Semi-Monthly 420254	Payroll Post		1,063.49		4,253.96
Month August 2024 Totals							\$2,126.98	\$0.00	\$4,253.96
09/13/2024	2025-0000712	JE	HR	Payroll Post S Semi-Monthly 420255	Payroll Post		1,063.49		5,317.45
09/30/2024	2025-0000891	JE	HR	Payroll Post S Semi-Monthly 420256	Payroll Post		1,063.49		6,380.94
Month September 2024 Totals							\$2,126.98	\$0.00	\$6,380.94
Account Secretary-Clerical-Bookkeeper Totals							\$6,380.94	\$0.00	\$6,380.94
G/L Account Number 11.1351.2110.000.7235.90711.0000 Group Life								Balance To Date:	\$0.00
07/15/2024	2025-0000120	JE	HR	Payroll Post S Semi-Monthly 420251	Payroll Post		16.34		16.34
07/31/2024	2025-0000211	JE	HR	Payroll Post S Semi-Monthly 420252	Payroll Post		16.34		32.68
Month July 2024 Totals							\$32.68	\$0.00	\$32.68
08/15/2024	2025-0000373	JE	HR	Payroll Post S Semi-Monthly 420253	Payroll Post		29.72		62.40
08/30/2024	2025-0000521	JE	HR	Payroll Post S Semi-Monthly 420254	Payroll Post		29.72		92.12
Month August 2024 Totals							\$59.44	\$0.00	\$92.12
09/13/2024	2025-0000712	JE	HR	Payroll Post S Semi-Monthly 420255	Payroll Post		29.72		121.84
09/24/2024	2025-0000866	JE	GL	Reclass expense to proper grant			.19		122.03
09/30/2024	2025-0000891	JE	HR	Payroll Post S Semi-Monthly 420256	Payroll Post		.19		122.22

HS EHS DETAILED GL through SEPTEMBER 2024

G/L Date Range 07/01/24 - 09/30/24
Exclude Sub Ledger Detail
Exclude Accounts with No Activity

G/L Date	Journal	Journal Type	Sub Ledger	Description/Project	Source	Reference	Debit Amount	Credit Amount	Actual Balance	
G/L Account Number 11.1351.2110.000.7235.90711.0000 Group Life								Balance To Date:	\$0.00	
09/30/2024	2025-00000891	JE	HR	Payroll Post S Semi-Monthly 420256	Payroll Post		29.72		151.94	
							Month September 2024 Totals	\$59.82	\$0.00	\$151.94
							Account Group Life Totals	\$151.94	\$0.00	\$151.94
G/L Account Number 11.1351.2120.000.7235.90711.0000 Group Disability								Balance To Date:	\$0.00	
07/15/2024	2025-00000120	JE	HR	Payroll Post S Semi-Monthly 420251	Payroll Post		14.85		14.85	
07/31/2024	2025-00000211	JE	HR	Payroll Post S Semi-Monthly 420252	Payroll Post		14.85		29.70	
							Month July 2024 Totals	\$29.70	\$0.00	\$29.70
08/15/2024	2025-00000373	JE	HR	Payroll Post S Semi-Monthly 420253	Payroll Post		26.36		56.06	
08/30/2024	2025-00000521	JE	HR	Payroll Post S Semi-Monthly 420254	Payroll Post		26.36		82.42	
							Month August 2024 Totals	\$52.72	\$0.00	\$82.42
09/13/2024	2025-00000712	JE	HR	Payroll Post S Semi-Monthly 420255	Payroll Post		26.36		108.78	
09/24/2024	2025-00000866	JE	GL	Reclass expense to proper grant			1.25		110.03	
09/30/2024	2025-00000891	JE	HR	Payroll Post S Semi-Monthly 420256	Payroll Post		1.25		111.28	
09/30/2024	2025-00000891	JE	HR	Payroll Post S Semi-Monthly 420256	Payroll Post		26.36		137.64	
							Month September 2024 Totals	\$55.22	\$0.00	\$137.64
							Account Group Disability Totals	\$137.64	\$0.00	\$137.64
G/L Account Number 11.1351.2130.000.7235.90711.0000 Group Health and Accident								Balance To Date:	\$0.00	
07/15/2024	2025-00000120	JE	HR	Payroll Post S Semi-Monthly 420251	Payroll Post		1,078.28		1,078.28	
07/31/2024	2025-00000211	JE	HR	Payroll Post S Semi-Monthly 420252	Payroll Post		1,078.28		2,156.56	
							Month July 2024 Totals	\$2,156.56	\$0.00	\$2,156.56
08/15/2024	2025-00000373	JE	HR	Payroll Post S Semi-Monthly 420253	Payroll Post		1,661.14		3,817.70	
08/30/2024	2025-00000521	JE	HR	Payroll Post S Semi-Monthly 420254	Payroll Post		1,661.14		5,478.84	
							Month August 2024 Totals	\$3,322.28	\$0.00	\$5,478.84
09/13/2024	2025-00000712	JE	HR	Payroll Post S Semi-Monthly 420255	Payroll Post		2,244.00		7,722.84	
09/24/2024	2025-00000866	JE	GL	Reclass expense to proper grant			112.86		7,835.70	

G/L Date	Journal	Journal Type	Sub Ledger	Description/Project	Source	Reference	Debit Amount	Credit Amount	Actual Balance	
G/L Account Number 11.1351.2130.000.7235.90711.0000 Group Health and Accident								Balance To Date:	\$0.00	
09/30/2024	2025-00000891	JE	HR	Payroll Post S Semi-Monthly 420256	Payroll Post		112.86		7,948.56	
09/30/2024	2025-00000891	JE	HR	Payroll Post S Semi-Monthly 420256	Payroll Post		2,244.00		10,192.56	
Month September 2024 Totals								\$4,713.72	\$0.00	\$10,192.56
Account Group Health and Accident Totals								\$10,192.56	\$0.00	\$10,192.56
G/L Account Number 11.1351.2140.000.7235.90711.0000 Dental Health Care								Balance To Date:	\$0.00	
07/15/2024	2025-00000120	JE	HR	Payroll Post S Semi-Monthly 420251	Payroll Post		137.94		137.94	
07/31/2024	2025-00000211	JE	HR	Payroll Post S Semi-Monthly 420252	Payroll Post		137.94		275.88	
Month July 2024 Totals								\$275.88	\$0.00	\$275.88
08/15/2024	2025-00000373	JE	HR	Payroll Post S Semi-Monthly 420253	Payroll Post		268.58		544.46	
08/30/2024	2025-00000521	JE	HR	Payroll Post S Semi-Monthly 420254	Payroll Post		268.58		813.04	
Month August 2024 Totals								\$537.16	\$0.00	\$813.04
09/13/2024	2025-00000712	JE	HR	Payroll Post S Semi-Monthly 420255	Payroll Post		268.58		1,081.62	
09/24/2024	2025-00000866	JE	GL	Reclass expense to proper grant			8.49		1,090.11	
09/30/2024	2025-00000891	JE	HR	Payroll Post S Semi-Monthly 420256	Payroll Post		8.49		1,098.60	
09/30/2024	2025-00000891	JE	HR	Payroll Post S Semi-Monthly 420256	Payroll Post		268.58		1,367.18	
Month September 2024 Totals								\$554.14	\$0.00	\$1,367.18
Account Dental Health Care Totals								\$1,367.18	\$0.00	\$1,367.18
G/L Account Number 11.1351.2150.000.7235.90711.0000 Vision Care								Balance To Date:	\$0.00	
07/15/2024	2025-00000120	JE	HR	Payroll Post S Semi-Monthly 420251	Payroll Post		32.60		32.60	
07/31/2024	2025-00000211	JE	HR	Payroll Post S Semi-Monthly 420252	Payroll Post		32.60		65.20	
Month July 2024 Totals								\$65.20	\$0.00	\$65.20
08/15/2024	2025-00000373	JE	HR	Payroll Post S Semi-Monthly 420253	Payroll Post		63.40		128.60	
08/30/2024	2025-00000521	JE	HR	Payroll Post S Semi-Monthly 420254	Payroll Post		63.40		192.00	
Month August 2024 Totals								\$126.80	\$0.00	\$192.00
09/13/2024	2025-00000712	JE	HR	Payroll Post S Semi-Monthly 420255	Payroll Post		63.40		255.40	

G/L Date	Journal	Journal Type	Sub Ledger	Description/Project	Source	Reference	Debit Amount	Credit Amount	Actual Balance
G/L Account Number 11.1351.2150.000.7235.90711.0000 Vision Care								Balance To Date:	\$0.00
09/24/2024	2025-0000866	JE	GL	Reclass expense to proper grant			2.30		257.70
09/30/2024	2025-0000891	JE	HR	Payroll Post S Semi-Monthly 420256	Payroll Post		2.30		260.00
09/30/2024	2025-0000891	JE	HR	Payroll Post S Semi-Monthly 420256	Payroll Post		63.40		323.40
Month September 2024 Totals							\$131.40	\$0.00	\$323.40
Account Vision Care Totals							\$323.40	\$0.00	\$323.40
G/L Account Number 11.1351.2820.000.7235.90711.0000 Contribution to State and Local Retirement Funds								Balance To Date:	\$0.00
07/15/2024	2025-0000120	JE	HR	Payroll Post S Semi-Monthly 420251	Payroll Post		2,943.68		2,943.68
07/31/2024	2025-0000211	JE	HR	Payroll Post S Semi-Monthly 420252	Payroll Post		2,943.68		5,887.36
Month July 2024 Totals							\$5,887.36	\$0.00	\$5,887.36
08/15/2024	2025-0000373	JE	HR	Payroll Post S Semi-Monthly 420253	Payroll Post		5,255.67		11,143.03
08/30/2024	2025-0000521	JE	HR	Payroll Post S Semi-Monthly 420254	Payroll Post		5,255.67		16,398.70
Month August 2024 Totals							\$10,511.34	\$0.00	\$16,398.70
09/13/2024	2025-0000712	JE	HR	Payroll Post S Semi-Monthly 420255	Payroll Post		5,255.67		21,654.37
09/24/2024	2025-0000866	JE	GL	Reclass expense to proper grant			262.17		21,916.54
09/30/2024	2025-0000891	JE	HR	Payroll Post S Semi-Monthly 420256	Payroll Post		261.41		22,177.95
09/30/2024	2025-0000891	JE	HR	Payroll Post S Semi-Monthly 420256	Payroll Post		5,255.67		27,433.62
Month September 2024 Totals							\$11,034.92	\$0.00	\$27,433.62
Account Contribution to State and Local Retirement Funds Totals							\$27,433.62	\$0.00	\$27,433.62
G/L Account Number 11.1351.2830.000.7235.90711.0000 Employer Social Security								Balance To Date:	\$0.00
07/15/2024	2025-0000120	JE	HR	Payroll Post S Semi-Monthly 420251	Payroll Post		462.09		462.09
07/31/2024	2025-0000211	JE	HR	Payroll Post S Semi-Monthly 420252	Payroll Post		462.07		924.16
Month July 2024 Totals							\$924.16	\$0.00	\$924.16
08/15/2024	2025-0000373	JE	HR	Payroll Post S Semi-Monthly 420253	Payroll Post		812.18		1,736.34
08/30/2024	2025-0000521	JE	HR	Payroll Post S Semi-Monthly 420254	Payroll Post		812.22		2,548.56
Month August 2024 Totals							\$1,624.40	\$0.00	\$2,548.56
09/13/2024	2025-0000712	JE	HR	Payroll Post S Semi-Monthly 420255	Payroll Post		812.21		3,360.77

G/L Date	Journal	Journal Type	Sub Ledger	Description/Project	Source	Reference	Debit Amount	Credit Amount	Actual Balance
G/L Account Number 11.1351.2830.000.7235.90711.0000 Employer Social Security								Balance To Date:	\$0.00
09/24/2024	2025-0000866	JE	GL	Reclass expense to proper grant			32.11		3,392.88
09/30/2024	2025-0000891	JE	HR	Payroll Post S Semi-Monthly 420256	Payroll Post		38.91		3,431.79
09/30/2024	2025-0000891	JE	HR	Payroll Post S Semi-Monthly 420256	Payroll Post		812.21		4,244.00
Month September 2024 Totals							\$1,695.44	\$0.00	\$4,244.00
Account Employer Social Security Totals							\$4,244.00	\$0.00	\$4,244.00
G/L Account Number 11.1351.2920.000.7235.90711.0000 Cash in Lieu of Benefits								Balance To Date:	\$0.00
07/15/2024	2025-0000120	JE	HR	Payroll Post S Semi-Monthly 420251	Payroll Post		83.33		83.33
07/31/2024	2025-0000211	JE	HR	Payroll Post S Semi-Monthly 420252	Payroll Post		83.33		166.66
Month July 2024 Totals							\$166.66	\$0.00	\$166.66
08/15/2024	2025-0000373	JE	HR	Payroll Post S Semi-Monthly 420253	Payroll Post		83.33		249.99
08/30/2024	2025-0000521	JE	HR	Payroll Post S Semi-Monthly 420254	Payroll Post		83.33		333.32
Month August 2024 Totals							\$166.66	\$0.00	\$333.32
09/13/2024	2025-0000712	JE	HR	Payroll Post S Semi-Monthly 420255	Payroll Post		83.33		416.65
09/30/2024	2025-0000891	JE	HR	Payroll Post S Semi-Monthly 420256	Payroll Post		83.33		499.98
Month September 2024 Totals							\$166.66	\$0.00	\$499.98
Account Cash in Lieu of Benefits Totals							\$499.98	\$0.00	\$499.98
G/L Account Number 11.1351.3410.000.7235.90711.0000 Telephone Serv								Balance To Date:	\$0.00
07/15/2024	2025-0000120	JE	HR	Payroll Post S Semi-Monthly 420251	Payroll Post		32.50		32.50
07/31/2024	2025-0000211	JE	HR	Payroll Post S Semi-Monthly 420252	Payroll Post		32.50		65.00
Month July 2024 Totals							\$65.00	\$0.00	\$65.00
08/15/2024	2025-0000373	JE	HR	Payroll Post S Semi-Monthly 420253	Payroll Post		32.50		97.50
08/30/2024	2025-0000521	JE	HR	Payroll Post S Semi-Monthly 420254	Payroll Post		32.50		130.00
Month August 2024 Totals							\$65.00	\$0.00	\$130.00
09/13/2024	2025-0000712	JE	HR	Payroll Post S Semi-Monthly 420255	Payroll Post		32.50		162.50
09/30/2024	2025-0000891	JE	HR	Payroll Post S Semi-Monthly 420256	Payroll Post		32.50		195.00
Month September 2024 Totals							\$65.00	\$0.00	\$195.00
Account Telephone Serv Totals							\$195.00	\$0.00	\$195.00

HS EHS DETAILED GL through SEPTEMBER 2024

G/L Date Range 07/01/24 - 09/30/24
Exclude Sub Ledger Detail
Exclude Accounts with No Activity

G/L Date	Journal	Journal Type	Sub Ledger	Description/Project	Source	Reference	Debit Amount	Credit Amount	Actual Balance	
							Other Unassigned Totals	\$100,876.40	\$38.59	
							Location Personnel Costs Totals	\$100,876.40	\$38.59	
G/L Account Number	11.1351.3210.000.7235.90713.0000 Regular Duty Travel									
08/15/2024	2025-00000852	JE	GL	Reimbursement Reclass for 8/15	RM	Reclass - Reclassification Journal Entry	87.10	Balance To Date:	\$0.00	
08/15/2024	2025-00000852	JE	GL	Reimbursement Reclass for 8/15	RM	Reclass - Reclassification Journal Entry	25.46		87.10	
							Month August 2024 Totals	\$112.56	\$0.00	\$112.56
							Account Regular Duty Travel Totals	\$112.56	\$0.00	\$112.56
G/L Account Number	11.1351.3220.000.7235.90713.0000 Workshops and Conf Travel									
08/27/2024	2025-00000927	JE	GL	BMO Pcard 08.27.2024			261.90	Balance To Date:	\$0.00	
08/27/2024	2025-00000927	JE	GL	BMO Pcard 08.27.2024			261.90		261.90	
							Month August 2024 Totals	\$523.80	\$0.00	\$523.80
							Account Workshops and Conf Travel Totals	\$523.80	\$0.00	\$523.80
							Other Unassigned Totals	\$636.36	\$0.00	
							Location Travel Totals	\$636.36	\$0.00	
G/L Account Number	11.1351.3930.000.7235.90714.0000 Fleet Insur Serv									
07/25/2024	2025-00000225	JE	AP	A/P Invoice Entry	Accounts Payable		1,367.00	Balance To Date:	\$0.00	
08/02/2024	2025-00000286	JE	GL	24/25 HS reclass to accurate account			\$1,367.00		1,367.00	
							Month July 2024 Totals	\$1,367.00	\$0.00	\$1,367.00
							Month August 2024 Totals	\$0.00	\$1,367.00	\$0.00
							Account Fleet Insur Serv Totals	\$1,367.00	\$1,367.00	\$0.00
							Other Unassigned Totals	\$1,367.00	\$1,367.00	
							Location Equipment Totals	\$1,367.00	\$1,367.00	
G/L Account Number	11.1351.3150.000.7235.90715.0000 Management Services									
07/27/2024	2025-00000539	JE	GL	BMO Pcard 07.27.2024			390.05	Balance To Date:	\$0.00	
							Month July 2024 Totals	\$390.05	\$0.00	\$390.05
							Account Management Services Totals	\$390.05	\$0.00	\$390.05
G/L Account Number	11.1351.3190.000.7235.90715.0000 Other Prof & Technical Services									
08/27/2024	2025-00000927	JE	GL	BMO Pcard 08.27.2024			276.00	Balance To Date:	\$0.00	
							Month August 2024 Totals	\$276.00	\$0.00	\$276.00
							Account Other Prof & Technical Services Totals	\$276.00	\$0.00	\$276.00

HS EHS DETAILED GL through SEPTEMBER 2024

G/L Date Range 07/01/24 - 09/30/24

Exclude Sub Ledger Detail

Exclude Accounts with No Activity

G/L Date	Journal	Journal Type	Sub Ledger	Description/Project	Source	Reference	Debit Amount	Credit Amount	Actual Balance
G/L Account Number 11.1351.3510.000.7235.90715.0000 Advertisement Serv								Balance To Date:	\$0.00
09/25/2024	2025-00000872	JE	AP	A/P Invoice Entry	Accounts Payable		2,352.47		2,352.47
Month September 2024 Totals							\$2,352.47	\$0.00	\$2,352.47
Account Advertisement Serv Totals							\$2,352.47	\$0.00	\$2,352.47
G/L Account Number 11.1351.5910.000.7235.90715.0000 Office Supplies								Balance To Date:	\$0.00
07/27/2024	2025-00000539	JE	GL	BMO Pcard 07.27.2024			57.04		57.04
Month July 2024 Totals							\$57.04	\$0.00	\$57.04
Account Office Supplies Totals							\$57.04	\$0.00	\$57.04
G/L Account Number 11.1351.5990.000.7235.90715.0000 Misc. Supp & Matls								Balance To Date:	\$0.00
07/27/2024	2025-00000539	JE	GL	BMO Pcard 07.27.2024				10.56	(10.56)
07/27/2024	2025-00000539	JE	GL	BMO Pcard 07.27.2024			14.33		3.77
07/27/2024	2025-00000539	JE	GL	BMO Pcard 07.27.2024			16.98		20.75
07/27/2024	2025-00000539	JE	GL	BMO Pcard 07.27.2024			26.98		47.73
07/27/2024	2025-00000539	JE	GL	BMO Pcard 07.27.2024			99.98		147.71
07/27/2024	2025-00000539	JE	GL	BMO Pcard 07.27.2024			183.75		331.46
07/27/2024	2025-00000539	JE	GL	BMO Pcard 07.27.2024			319.22		650.68
07/27/2024	2025-00000539	JE	GL	BMO Pcard 07.27.2024			779.03		1,429.71
Month July 2024 Totals							\$1,440.27	\$10.56	\$1,429.71
08/27/2024	2025-00000927	JE	GL	BMO Pcard 08.27.2024			24.00		1,453.71
08/27/2024	2025-00000927	JE	GL	BMO Pcard 08.27.2024			42.18		1,495.89
08/27/2024	2025-00000927	JE	GL	BMO Pcard 08.27.2024			42.41		1,538.30
08/27/2024	2025-00000927	JE	GL	BMO Pcard 08.27.2024			43.45		1,581.75
08/27/2024	2025-00000927	JE	GL	BMO Pcard 08.27.2024			46.38		1,628.13
Month August 2024 Totals							\$198.42	\$0.00	\$1,628.13
09/10/2024	2025-00000694	JE	AP	A/P Invoice Entry	Accounts Payable		37.53		1,665.66
09/25/2024	2025-00000872	JE	AP	A/P Invoice Entry	Accounts Payable		56.26		1,721.92
09/25/2024	2025-00000872	JE	AP	A/P Invoice Entry	Accounts Payable			4.50	1,717.42
Month September 2024 Totals							\$93.79	\$4.50	\$1,717.42
Account Misc. Supp & Matls Totals							\$1,732.48	\$15.06	\$1,717.42
Other Unassigned Totals							\$4,808.04	\$15.06	
Location Supplies Totals							\$4,808.04	\$15.06	

HS EHS DETAILED GL through SEPTEMBER 2024

G/L Date Range 07/01/24 - 09/30/24
Exclude Sub Ledger Detail
Exclude Accounts with No Activity

G/L Date	Journal	Journal Type	Sub Ledger	Description/Project	Source	Reference	Debit Amount	Credit Amount	Actual Balance
G/L Account Number 11.1351.3190.000.7235.90716.0000 Other Prof & Technical Services								Balance To Date:	\$0.00
07/27/2024	2025-0000539	JE	GL	BMO Pcard 07.27.2024			12.93		12.93
07/27/2024	2025-0000539	JE	GL	BMO Pcard 07.27.2024			138.31		151.24
Month July 2024 Totals							\$151.24	\$0.00	\$151.24
08/27/2024	2025-0000927	JE	GL	BMO Pcard 08.27.2024			78.00		229.24
Month August 2024 Totals							\$78.00	\$0.00	\$229.24
09/10/2024	2025-0000694	JE	AP	A/P Invoice Entry	Accounts Payable		127.50		356.74
09/25/2024	2025-0000872	JE	AP	A/P Invoice Entry	Accounts Payable		425.00		781.74
Month September 2024 Totals							\$552.50	\$0.00	\$781.74
Account Other Prof & Technical Services Totals							\$781.74	\$0.00	\$781.74
G/L Account Number 11.1351.3610.000.7235.90716.0000 Printing Serv								Balance To Date:	\$0.00
07/31/2024	2025-0000376	JE	GL	7.31.24 Copy Print	jj		10.72		10.72
07/31/2024	2025-0000379	JE	GL	7.31.24 Postage	jj		3.40		14.12
Month July 2024 Totals							\$14.12	\$0.00	\$14.12
08/31/2024	2025-0000582	JE	GL	8.31.24 Postage	jj		2.07		16.19
08/31/2024	2025-0000586	JE	GL	8.31.24 Copy Print	jj		330.14		346.33
Month August 2024 Totals							\$332.21	\$0.00	\$346.33
09/10/2024	2025-0000694	JE	AP	A/P Invoice Entry	Accounts Payable		5.45		351.78
09/30/2024	2025-0000951	JE	GL	9.30.24 copy print	jj		23.96		375.74
09/30/2024	2025-0000953	JE	GL	9.30.24 Postage	jj		28.39		404.13
Month September 2024 Totals							\$57.80	\$0.00	\$404.13
Account Printing Serv Totals							\$404.13	\$0.00	\$404.13
G/L Account Number 11.1351.5520.000.7235.90716.0000 Electricity Supp								Balance To Date:	\$0.00
08/02/2024	2025-0000286	JE	GL	24/25 HS reclass to accurate account			731.81		731.81
Month August 2024 Totals							\$731.81	\$0.00	\$731.81
Account Electricity Supp Totals							\$731.81	\$0.00	\$731.81
G/L Account Number 11.1351.5910.000.7235.90716.0000 Office Supplies								Balance To Date:	\$0.00
08/15/2024	2025-0000852	JE	GL	Reimbursement Reclass for 8/15	RM	Reclass - Reclassification Journal Entry	155.22		155.22
Month August 2024 Totals							\$155.22	\$0.00	\$155.22

G/L Date	Journal	Journal Type	Sub Ledger	Description/Project	Source	Reference	Debit Amount	Credit Amount	Actual Balance	
G/L Account Number 11.1351.5910.000.7235.90716.0000 Office Supplies										
09/25/2024	2025-00000872	JE	AP	A/P Invoice Entry	Accounts Payable		152.85		308.07	
								Balance To Date:	\$0.00	
							Month September 2024 Totals	\$152.85	\$0.00	\$308.07
							Account Office Supplies Totals	\$308.07	\$0.00	\$308.07
							Other Unassigned Totals	\$2,225.75	\$0.00	
							Location Contractual Services Totals	\$2,225.75	\$0.00	
G/L Account Number 11.1351.3150.000.7235.90717.0000 Management Services										
08/27/2024	2025-00000927	JE	GL	BMO Pcard 08.27.2024			20.80		20.80	
08/27/2024	2025-00000927	JE	GL	BMO Pcard 08.27.2024			209.90		230.70	
08/27/2024	2025-00000927	JE	GL	BMO Pcard 08.27.2024			436.50		667.20	
							Month August 2024 Totals	\$667.20	\$0.00	\$667.20
							Account Management Services Totals	\$667.20	\$0.00	\$667.20
G/L Account Number 11.1351.3830.000.7235.90717.0000 Water Sewage Serv										
08/23/2024	2024-00005014	JE	AP	A/P Invoice Entry	Accounts Payable		40.82		40.82	
							Month August 2024 Totals	\$40.82	\$0.00	\$40.82
09/25/2024	2025-00000872	JE	AP	A/P Invoice Entry	Accounts Payable		64.20		105.02	
							Month September 2024 Totals	\$64.20	\$0.00	\$105.02
							Account Water Sewage Serv Totals	\$105.02	\$0.00	\$105.02
G/L Account Number 11.1351.3930.000.7235.90717.0000 Fleet Insur Serv										
08/02/2024	2025-00000286	JE	GL	24/25 HS reclass to accurate account			1,367.00		1,367.00	
08/27/2024	2025-00000927	JE	GL	BMO Pcard 08.27.2024			45.15		1,412.15	
08/27/2024	2025-00000927	JE	GL	BMO Pcard 08.27.2024			62.74		1,474.89	
							Month August 2024 Totals	\$1,474.89	\$0.00	\$1,474.89
							Account Fleet Insur Serv Totals	\$1,474.89	\$0.00	\$1,474.89
G/L Account Number 11.1351.5520.000.7235.90717.0000 Electricity Supp										
07/25/2024	2025-00000225	JE	AP	A/P Invoice Entry	Accounts Payable		731.81		731.81	
07/27/2024	2025-00000539	JE	GL	BMO Pcard 07.27.2024			1.06		732.87	
07/27/2024	2025-00000539	JE	GL	BMO Pcard 07.27.2024			635.64		1,368.51	
							Month July 2024 Totals	\$1,368.51	\$0.00	\$1,368.51
08/02/2024	2025-00000286	JE	GL	24/25 HS reclass to accurate account				731.81	636.70	
08/09/2024	2024-00004974	JE	AP	A/P Invoice Entry	Accounts Payable		299.60		936.30	

HS EHS DETAILED GL through SEPTEMBER 2024

G/L Date Range 07/01/24 - 09/30/24

Exclude Sub Ledger Detail

Exclude Accounts with No Activity

G/L Date	Journal	Journal Type	Sub Ledger	Description/Project	Source	Reference	Debit Amount	Credit Amount	Actual Balance
G/L Account Number 11.1351.5520.000.7235.90717.0000 Electricity Supp								Balance To Date:	\$0.00
08/23/2024	2024-00005014	JE	AP	A/P Invoice Entry	Accounts Payable		2,374.20		3,310.50
08/27/2024	2025-00000927	JE	GL	BMO Pcard 08.27.2024			635.75		3,946.25
Month August 2024 Totals							\$3,309.55	\$731.81	\$3,946.25
09/10/2024	2025-00000694	JE	AP	A/P Invoice Entry	Accounts Payable		317.32		4,263.57
09/25/2024	2025-00000872	JE	AP	A/P Invoice Entry	Accounts Payable		2,103.22		6,366.79
Month September 2024 Totals							\$2,420.54	\$0.00	\$6,366.79
Account Electricity Supp Totals							\$7,098.60	\$731.81	\$6,366.79
Other Unassigned Totals							\$9,345.71	\$731.81	
Location Other Costs Totals							\$9,345.71	\$731.81	
Grant Head Start 20X5 Totals							\$119,259.26	\$2,152.46	
Program Unassigned Totals							\$119,259.26	\$2,152.46	
G/L Account Number 11.1351.1220.987.7235.90711.0000 Counseling								Balance To Date:	\$0.00
07/15/2024	2025-00000120	JE	HR	Payroll Post S Semi-Monthly 420251	Payroll Post		2,352.59		2,352.59
07/31/2024	2025-00000211	JE	HR	Payroll Post S Semi-Monthly 420252	Payroll Post		2,352.59		4,705.18
Month July 2024 Totals							\$4,705.18	\$0.00	\$4,705.18
08/15/2024	2025-00000373	JE	HR	Payroll Post S Semi-Monthly 420253	Payroll Post		2,352.59		7,057.77
08/30/2024	2025-00000521	JE	HR	Payroll Post S Semi-Monthly 420254	Payroll Post		2,352.59		9,410.36
Month August 2024 Totals							\$4,705.18	\$0.00	\$9,410.36
09/13/2024	2025-00000712	JE	HR	Payroll Post S Semi-Monthly 420255	Payroll Post		2,352.59		11,762.95
09/30/2024	2025-00000891	JE	HR	Payroll Post S Semi-Monthly 420256	Payroll Post		2,352.59		14,115.54
Month September 2024 Totals							\$4,705.18	\$0.00	\$14,115.54
Account Counseling Totals							\$14,115.54	\$0.00	\$14,115.54
G/L Account Number 11.1351.1250.987.7235.90711.0000 Instructional Counseling								Balance To Date:	\$0.00
07/15/2024	2025-00000120	JE	HR	Payroll Post S Semi-Monthly 420251	Payroll Post		10,305.37		10,305.37
07/31/2024	2025-00000211	JE	HR	Payroll Post S Semi-Monthly 420252	Payroll Post		10,750.56		21,055.93
Month July 2024 Totals							\$21,055.93	\$0.00	\$21,055.93
08/15/2024	2025-00000373	JE	HR	Payroll Post S Semi-Monthly 420253	Payroll Post		10,965.74		32,021.67
08/15/2024	2025-00000852	JE	GL	Reimbursement Reclass for 8/15	RM	Reclass - Reclassification Journal Entry		208.82	31,812.85

G/L Date	Journal	Journal Type	Sub Ledger	Description/Project	Source	Reference	Debit Amount	Credit Amount	Actual Balance
G/L Account Number 11.1351.1250.987.7235.90711.0000 Instructional Counseling							Balance To Date:		\$0.00
08/15/2024	2025-0000852	JE	GL	Reimbursement Reclass for 8/15	RM	Reclass - Reclassification Journal Entry		168.06	31,644.79
08/15/2024	2025-0000852	JE	GL	Reimbursement Reclass for 8/15	RM	Reclass - Reclassification Journal Entry		137.17	31,507.62
08/15/2024	2025-0000852	JE	GL	Reimbursement Reclass for 8/15	RM	Reclass - Reclassification Journal Entry		4.82	31,502.80
08/15/2024	2025-0000852	JE	GL	Reimbursement Reclass for 8/15	RM	Reclass - Reclassification Journal Entry		141.50	31,361.30
08/30/2024	2025-0000521	JE	HR	Payroll Post S Semi-Monthly 420254	Payroll Post		10,305.36		41,666.66
Month August 2024 Totals							\$21,271.10	\$660.37	\$41,666.66
09/13/2024	2025-0000712	JE	HR	Payroll Post S Semi-Monthly 420255	Payroll Post		10,305.37		51,972.03
09/24/2024	2025-0000866	JE	GL	Reclass expense to proper grant				158.76	51,813.27
09/30/2024	2025-0000891	JE	HR	Payroll Post S Semi-Monthly 420256	Payroll Post		10,305.36		62,118.63
09/30/2024	2025-0000891	JE	HR	Payroll Post S Semi-Monthly 420256	Payroll Post		1,070.31		63,188.94
09/30/2024	2025-0000891	JE	HR	Payroll Post S Semi-Monthly 420256	Payroll Post		286.44		63,475.38
Month September 2024 Totals							\$21,967.48	\$158.76	\$63,475.38
Account Instructional Counseling Totals							\$64,294.51	\$819.13	\$63,475.38
G/L Account Number 11.1351.1440.987.7235.90711.0000 Social Work							Balance To Date:		\$0.00
07/15/2024	2025-0000120	JE	HR	Payroll Post S Semi-Monthly 420251	Payroll Post		1,063.68		1,063.68
07/31/2024	2025-0000211	JE	HR	Payroll Post S Semi-Monthly 420252	Payroll Post		1,063.68		2,127.36
Month July 2024 Totals							\$2,127.36	\$0.00	\$2,127.36
08/15/2024	2025-0000373	JE	HR	Payroll Post S Semi-Monthly 420253	Payroll Post		1,063.68		3,191.04
08/30/2024	2025-0000521	JE	HR	Payroll Post S Semi-Monthly 420254	Payroll Post		1,063.68		4,254.72
Month August 2024 Totals							\$2,127.36	\$0.00	\$4,254.72
09/13/2024	2025-0000712	JE	HR	Payroll Post S Semi-Monthly 420255	Payroll Post		1,063.68		5,318.40
09/24/2024	2025-0000866	JE	GL	Reclass expense to proper grant			110.85		5,429.25

HS EHS DETAILED GL through SEPTEMBER 2024

G/L Date Range 07/01/24 - 09/30/24
Exclude Sub Ledger Detail
Exclude Accounts with No Activity

G/L Date	Journal	Journal Type	Sub Ledger	Description/Project	Source	Reference	Debit Amount	Credit Amount	Actual Balance
G/L Account Number 11.1351.1440.987.7235.90711.0000 Social Work								Balance To Date:	\$0.00
09/30/2024	2025-00000891	JE	HR	Payroll Post S Semi-Monthly 420256	Payroll Post		1,063.68		6,492.93
09/30/2024	2025-00000891	JE	HR	Payroll Post S Semi-Monthly 420256	Payroll Post		22.17		6,515.10
Month September 2024 Totals							\$2,260.38	\$0.00	\$6,515.10
Account Social Work Totals							\$6,515.10	\$0.00	\$6,515.10
G/L Account Number 11.1351.1620.987.7235.90711.0000 Secretary-Clerical-Bookkeeper								Balance To Date:	\$0.00
07/15/2024	2025-00000120	JE	HR	Payroll Post S Semi-Monthly 420251	Payroll Post		62.56		62.56
07/31/2024	2025-00000211	JE	HR	Payroll Post S Semi-Monthly 420252	Payroll Post		62.56		125.12
Month July 2024 Totals							\$125.12	\$0.00	\$125.12
08/15/2024	2025-00000373	JE	HR	Payroll Post S Semi-Monthly 420253	Payroll Post		62.56		187.68
08/30/2024	2025-00000521	JE	HR	Payroll Post S Semi-Monthly 420254	Payroll Post		62.56		250.24
Month August 2024 Totals							\$125.12	\$0.00	\$250.24
09/13/2024	2025-00000712	JE	HR	Payroll Post S Semi-Monthly 420255	Payroll Post		62.56		312.80
09/30/2024	2025-00000891	JE	HR	Payroll Post S Semi-Monthly 420256	Payroll Post		62.56		375.36
Month September 2024 Totals							\$125.12	\$0.00	\$375.36
Account Secretary-Clerical-Bookkeeper Totals							\$375.36	\$0.00	\$375.36
G/L Account Number 11.1351.2110.987.7235.90711.0000 Group Life								Balance To Date:	\$0.00
07/15/2024	2025-00000120	JE	HR	Payroll Post S Semi-Monthly 420251	Payroll Post		23.86		23.86
07/31/2024	2025-00000211	JE	HR	Payroll Post S Semi-Monthly 420252	Payroll Post		23.86		47.72
Month July 2024 Totals							\$47.72	\$0.00	\$47.72
08/15/2024	2025-00000373	JE	HR	Payroll Post S Semi-Monthly 420253	Payroll Post		23.86		71.58
08/30/2024	2025-00000521	JE	HR	Payroll Post S Semi-Monthly 420254	Payroll Post		23.86		95.44
Month August 2024 Totals							\$47.72	\$0.00	\$95.44
09/13/2024	2025-00000712	JE	HR	Payroll Post S Semi-Monthly 420255	Payroll Post		23.86		119.30
09/24/2024	2025-00000866	JE	GL	Reclass expense to proper grant			.21		119.51

G/L Date	Journal	Journal Type	Sub Ledger	Description/Project	Source	Reference	Debit Amount	Credit Amount	Actual Balance
G/L Account Number 11.1351.2110.987.7235.90711.0000 Group Life								Balance To Date:	\$0.00
09/30/2024	2025-0000891	JE	HR	Payroll Post S Semi-Monthly 420256	Payroll Post		23.86		143.37
09/30/2024	2025-0000891	JE	HR	Payroll Post S Semi-Monthly 420256	Payroll Post		1.50		144.87
09/30/2024	2025-0000891	JE	HR	Payroll Post S Semi-Monthly 420256	Payroll Post		.13		145.00
Month September 2024 Totals							\$49.56	\$0.00	\$145.00
Account Group Life Totals							\$145.00	\$0.00	\$145.00
G/L Account Number 11.1351.2120.987.7235.90711.0000 Group Disability								Balance To Date:	\$0.00
07/15/2024	2025-0000120	JE	HR	Payroll Post S Semi-Monthly 420251	Payroll Post		32.54		32.54
07/31/2024	2025-0000211	JE	HR	Payroll Post S Semi-Monthly 420252	Payroll Post		32.54		65.08
Month July 2024 Totals							\$65.08	\$0.00	\$65.08
08/15/2024	2025-0000373	JE	HR	Payroll Post S Semi-Monthly 420253	Payroll Post		32.54		97.62
08/30/2024	2025-0000521	JE	HR	Payroll Post S Semi-Monthly 420254	Payroll Post		32.54		130.16
Month August 2024 Totals							\$65.08	\$0.00	\$130.16
09/13/2024	2025-0000712	JE	HR	Payroll Post S Semi-Monthly 420255	Payroll Post		32.54		162.70
09/24/2024	2025-0000866	JE	GL	Reclass expense to proper grant			.86		163.56
09/30/2024	2025-0000891	JE	HR	Payroll Post S Semi-Monthly 420256	Payroll Post		32.54		196.10
09/30/2024	2025-0000891	JE	HR	Payroll Post S Semi-Monthly 420256	Payroll Post		2.63		198.73
09/30/2024	2025-0000891	JE	HR	Payroll Post S Semi-Monthly 420256	Payroll Post		.70		199.43
Month September 2024 Totals							\$69.27	\$0.00	\$199.43
Account Group Disability Totals							\$199.43	\$0.00	\$199.43
G/L Account Number 11.1351.2130.987.7235.90711.0000 Group Health and Accident								Balance To Date:	\$0.00
07/15/2024	2025-0000120	JE	HR	Payroll Post S Semi-Monthly 420251	Payroll Post		2,844.63		2,844.63
07/31/2024	2025-0000211	JE	HR	Payroll Post S Semi-Monthly 420252	Payroll Post		2,844.63		5,689.26
Month July 2024 Totals							\$5,689.26	\$0.00	\$5,689.26
08/15/2024	2025-0000373	JE	HR	Payroll Post S Semi-Monthly 420253	Payroll Post		2,844.63		8,533.89

HS EHS DETAILED GL through SEPTEMBER 2024

G/L Date Range 07/01/24 - 09/30/24

Exclude Sub Ledger Detail

Exclude Accounts with No Activity

G/L Date	Journal	Journal Type	Sub Ledger	Description/Project	Source	Reference	Debit Amount	Credit Amount	Actual Balance
G/L Account Number 11.1351.2130.987.7235.90711.0000 Group Health and Accident							Balance To Date:		\$0.00
08/30/2024	2025-0000521	JE	HR	Payroll Post S Semi-Monthly 420254	Payroll Post		2,844.63		11,378.52
Month August 2024 Totals							\$5,689.26	\$0.00	\$11,378.52
09/13/2024	2025-0000712	JE	HR	Payroll Post S Semi-Monthly 420255	Payroll Post		2,844.65		14,223.17
09/24/2024	2025-0000866	JE	GL	Reclass expense to proper grant			90.29		14,313.46
09/30/2024	2025-0000891	JE	HR	Payroll Post S Semi-Monthly 420256	Payroll Post		2,844.63		17,158.09
09/30/2024	2025-0000891	JE	HR	Payroll Post S Semi-Monthly 420256	Payroll Post		145.71		17,303.80
09/30/2024	2025-0000891	JE	HR	Payroll Post S Semi-Monthly 420256	Payroll Post		66.68		17,370.48
Month September 2024 Totals							\$5,991.96	\$0.00	\$17,370.48
Account Group Health and Accident Totals							\$17,370.48	\$0.00	\$17,370.48
G/L Account Number 11.1351.2140.987.7235.90711.0000 Dental Health Care							Balance To Date:		\$0.00
07/15/2024	2025-0000120	JE	HR	Payroll Post S Semi-Monthly 420251	Payroll Post		239.16		239.16
07/31/2024	2025-0000211	JE	HR	Payroll Post S Semi-Monthly 420252	Payroll Post		239.16		478.32
Month July 2024 Totals							\$478.32	\$0.00	\$478.32
08/15/2024	2025-0000373	JE	HR	Payroll Post S Semi-Monthly 420253	Payroll Post		239.16		717.48
08/30/2024	2025-0000521	JE	HR	Payroll Post S Semi-Monthly 420254	Payroll Post		239.16		956.64
Month August 2024 Totals							\$478.32	\$0.00	\$956.64
09/13/2024	2025-0000712	JE	HR	Payroll Post S Semi-Monthly 420255	Payroll Post		239.17		1,195.81
09/24/2024	2025-0000866	JE	GL	Reclass expense to proper grant			7.88		1,203.69
09/30/2024	2025-0000891	JE	HR	Payroll Post S Semi-Monthly 420256	Payroll Post		239.16		1,442.85
09/30/2024	2025-0000891	JE	HR	Payroll Post S Semi-Monthly 420256	Payroll Post		10.88		1,453.73
09/30/2024	2025-0000891	JE	HR	Payroll Post S Semi-Monthly 420256	Payroll Post		5.24		1,458.97
Month September 2024 Totals							\$502.33	\$0.00	\$1,458.97
Account Dental Health Care Totals							\$1,458.97	\$0.00	\$1,458.97
G/L Account Number 11.1351.2150.987.7235.90711.0000 Vision Care							Balance To Date:		\$0.00
07/15/2024	2025-0000120	JE	HR	Payroll Post S Semi-Monthly 420251	Payroll Post		51.16		51.16

G/L Date	Journal	Journal Type	Sub Ledger	Description/Project	Source	Reference	Debit Amount	Credit Amount	Actual Balance	
G/L Account Number 11.1351.2150.987.7235.90711.0000 Vision Care								Balance To Date:	\$0.00	
07/31/2024	2025-0000211	JE	HR	Payroll Post S Semi-Monthly 420252	Payroll Post		51.16		102.32	
Month July 2024 Totals								\$102.32	\$0.00	\$102.32
08/15/2024	2025-0000373	JE	HR	Payroll Post S Semi-Monthly 420253	Payroll Post		51.16		153.48	
08/30/2024	2025-0000521	JE	HR	Payroll Post S Semi-Monthly 420254	Payroll Post		51.16		204.64	
Month August 2024 Totals								\$102.32	\$0.00	\$204.64
09/13/2024	2025-0000712	JE	HR	Payroll Post S Semi-Monthly 420255	Payroll Post		51.16		255.80	
09/24/2024	2025-0000866	JE	GL	Reclass expense to proper grant			2.12		257.92	
09/30/2024	2025-0000891	JE	HR	Payroll Post S Semi-Monthly 420256	Payroll Post		51.16		309.08	
09/30/2024	2025-0000891	JE	HR	Payroll Post S Semi-Monthly 420256	Payroll Post		2.65		311.73	
09/30/2024	2025-0000891	JE	HR	Payroll Post S Semi-Monthly 420256	Payroll Post		1.40		313.13	
Month September 2024 Totals								\$108.49	\$0.00	\$313.13
Account Vision Care Totals								\$313.13	\$0.00	\$313.13
G/L Account Number 11.1351.2820.987.7235.90711.0000 Contribution to State and Local Retirement Funds								Balance To Date:	\$0.00	
07/15/2024	2025-0000120	JE	HR	Payroll Post S Semi-Monthly 420251	Payroll Post		6,606.49		6,606.49	
07/31/2024	2025-0000211	JE	HR	Payroll Post S Semi-Monthly 420252	Payroll Post		6,819.12		13,425.61	
Month July 2024 Totals								\$13,425.61	\$0.00	\$13,425.61
08/15/2024	2025-0000373	JE	HR	Payroll Post S Semi-Monthly 420253	Payroll Post		6,606.49		20,032.10	
08/30/2024	2025-0000521	JE	HR	Payroll Post S Semi-Monthly 420254	Payroll Post		6,606.49		26,638.59	
Month August 2024 Totals								\$13,212.98	\$0.00	\$26,638.59
09/13/2024	2025-0000712	JE	HR	Payroll Post S Semi-Monthly 420255	Payroll Post		6,606.49		33,245.08	
09/24/2024	2025-0000866	JE	GL	Reclass expense to proper grant			49.32		33,294.40	
09/30/2024	2025-0000891	JE	HR	Payroll Post S Semi-Monthly 420256	Payroll Post		6,606.49		39,900.89	
09/30/2024	2025-0000891	JE	HR	Payroll Post S Semi-Monthly 420256	Payroll Post		513.30		40,414.19	

G/L Date	Journal	Journal Type	Sub Ledger	Description/Project	Source	Reference	Debit Amount	Credit Amount	Actual Balance
G/L Account Number 11.1351.2820.987.7235.90711.0000 Contribution to State and Local Retirement Funds							Balance To Date:		\$0.00
09/30/2024	2025-00000891	JE	HR	Payroll Post S Semi-Monthly 420256	Payroll Post		151.35		40,565.54
Month September 2024 Totals							\$13,926.95	\$0.00	\$40,565.54
Account Contribution to State and Local Retirement Funds Totals							\$40,565.54	\$0.00	\$40,565.54
G/L Account Number 11.1351.2830.987.7235.90711.0000 Employer Social Security							Balance To Date:		\$0.00
07/15/2024	2025-00000120	JE	HR	Payroll Post S Semi-Monthly 420251	Payroll Post		1,023.29		1,023.29
07/31/2024	2025-00000211	JE	HR	Payroll Post S Semi-Monthly 420252	Payroll Post		1,057.30		2,080.59
Month July 2024 Totals							\$2,080.59	\$0.00	\$2,080.59
08/15/2024	2025-00000373	JE	HR	Payroll Post S Semi-Monthly 420253	Payroll Post		1,023.28		3,103.87
08/30/2024	2025-00000521	JE	HR	Payroll Post S Semi-Monthly 420254	Payroll Post		1,023.25		4,127.12
Month August 2024 Totals							\$2,046.53	\$0.00	\$4,127.12
09/13/2024	2025-00000712	JE	HR	Payroll Post S Semi-Monthly 420255	Payroll Post		1,023.28		5,150.40
09/24/2024	2025-00000866	JE	GL	Reclass expense to proper grant				10.26	5,140.14
09/30/2024	2025-00000891	JE	HR	Payroll Post S Semi-Monthly 420256	Payroll Post		1,023.27		6,163.41
09/30/2024	2025-00000891	JE	HR	Payroll Post S Semi-Monthly 420256	Payroll Post		81.88		6,245.29
09/30/2024	2025-00000891	JE	HR	Payroll Post S Semi-Monthly 420256	Payroll Post		22.32		6,267.61
Month September 2024 Totals							\$2,150.75	\$10.26	\$6,267.61
Account Employer Social Security Totals							\$6,277.87	\$10.26	\$6,267.61
G/L Account Number 11.1351.2920.987.7235.90711.0000 Cash in Lieu of Benefits							Balance To Date:		\$0.00
07/15/2024	2025-00000120	JE	HR	Payroll Post S Semi-Monthly 420251	Payroll Post		109.79		109.79
07/31/2024	2025-00000211	JE	HR	Payroll Post S Semi-Monthly 420252	Payroll Post		109.79		219.58
Month July 2024 Totals							\$219.58	\$0.00	\$219.58
08/15/2024	2025-00000373	JE	HR	Payroll Post S Semi-Monthly 420253	Payroll Post		109.79		329.37
08/30/2024	2025-00000521	JE	HR	Payroll Post S Semi-Monthly 420254	Payroll Post		109.79		439.16
Month August 2024 Totals							\$219.58	\$0.00	\$439.16

G/L Date	Journal	Journal Type	Sub Ledger	Description/Project	Source	Reference	Debit Amount	Credit Amount	Actual Balance
G/L Account Number 11.1351.2920.987.7235.90711.0000 Cash in Lieu of Benefits								Balance To Date:	\$0.00
09/13/2024	2025-0000712	JE	HR	Payroll Post S Semi-Monthly 420255	Payroll Post		109.79		548.95
09/30/2024	2025-0000891	JE	HR	Payroll Post S Semi-Monthly 420256	Payroll Post		109.79		658.74
Month September 2024 Totals							\$219.58	\$0.00	\$658.74
Account Cash in Lieu of Benefits Totals							\$658.74	\$0.00	\$658.74
G/L Account Number 11.1351.3410.987.7235.90711.0000 Telephone Serv								Balance To Date:	\$0.00
07/15/2024	2025-0000120	JE	HR	Payroll Post S Semi-Monthly 420251	Payroll Post		30.00		30.00
07/31/2024	2025-0000211	JE	HR	Payroll Post S Semi-Monthly 420252	Payroll Post		30.00		60.00
Month July 2024 Totals							\$60.00	\$0.00	\$60.00
08/15/2024	2025-0000373	JE	HR	Payroll Post S Semi-Monthly 420253	Payroll Post		30.00		90.00
08/30/2024	2025-0000521	JE	HR	Payroll Post S Semi-Monthly 420254	Payroll Post		30.00		120.00
Month August 2024 Totals							\$60.00	\$0.00	\$120.00
09/13/2024	2025-0000712	JE	HR	Payroll Post S Semi-Monthly 420255	Payroll Post		30.00		150.00
09/30/2024	2025-0000891	JE	HR	Payroll Post S Semi-Monthly 420256	Payroll Post		30.00		180.00
Month September 2024 Totals							\$60.00	\$0.00	\$180.00
Account Telephone Serv Totals							\$180.00	\$0.00	\$180.00
Other Unassigned Totals							\$152,469.67	\$829.39	
Location Personnel Costs Totals							\$152,469.67	\$829.39	
G/L Account Number 11.1351.3210.987.7235.90713.0000 Regular Duty Travel								Balance To Date:	\$0.00
08/15/2024	2025-0000852	JE	GL	Reimbursement Reclass for 8/15	RM	Reclass - Reclassification Journal Entry	186.73		186.73
08/15/2024	2025-0000852	JE	GL	Reimbursement Reclass for 8/15	RM	Reclass - Reclassification Journal Entry	152.41		339.14
08/15/2024	2025-0000852	JE	GL	Reimbursement Reclass for 8/15	RM	Reclass - Reclassification Journal Entry	22.78		361.92
08/15/2024	2025-0000852	JE	GL	Reimbursement Reclass for 8/15	RM	Reclass - Reclassification Journal Entry	216.41		578.33
Month August 2024 Totals							\$578.33	\$0.00	\$578.33
09/24/2024	2025-0000866	JE	GL	Reclass expense to proper grant				368.82	209.51
Month September 2024 Totals							\$0.00	\$368.82	\$209.51
Account Regular Duty Travel Totals							\$578.33	\$368.82	\$209.51

HS EHS DETAILED GL through SEPTEMBER 2024

G/L Date Range 07/01/24 - 09/30/24

Exclude Sub Ledger Detail

Exclude Accounts with No Activity

G/L Date	Journal	Journal Type	Sub Ledger	Description/Project	Source	Reference	Debit Amount	Credit Amount	Actual Balance	
G/L Account Number 11.1351.3220.987.7235.90713.0000 Workshops and Conf Travel								Balance To Date:	\$0.00	
07/27/2024	2025-0000539	JE	GL	BMO Pcard 07.27.2024			75.00		75.00	
							Month July 2024 Totals	\$75.00	\$0.00	\$75.00
08/15/2024	2025-0000852	JE	GL	Reimbursement Reclass for 8/15	RM	Reclass - Reclassification Journal Entry	482.91		557.91	
08/27/2024	2025-0000927	JE	GL	BMO Pcard 08.27.2024			215.11		773.02	
08/27/2024	2025-0000927	JE	GL	BMO Pcard 08.27.2024			506.22		1,279.24	
08/30/2024	2025-0000521	JE	HR	Payroll Post S Semi-Monthly 420254	Payroll Post		271.13		1,550.37	
							Month August 2024 Totals	\$1,475.37	\$0.00	\$1,550.37
09/24/2024	2025-0000866	JE	GL	Reclass expense to proper grant				482.91	1,067.46	
							Month September 2024 Totals	\$0.00	\$482.91	\$1,067.46
Account Workshops and Conf Travel Totals							\$1,550.37	\$482.91	\$1,067.46	
Other Unassigned Totals							\$2,128.70	\$851.73		
Location Travel Totals							\$2,128.70	\$851.73		
G/L Account Number 11.1351.3150.987.7235.90715.0000 Management Services								Balance To Date:	\$0.00	
07/27/2024	2025-0000539	JE	GL	BMO Pcard 07.27.2024			43.01		43.01	
							Month July 2024 Totals	\$43.01	\$0.00	\$43.01
08/27/2024	2025-0000927	JE	GL	BMO Pcard 08.27.2024			5.20		48.21	
08/27/2024	2025-0000927	JE	GL	BMO Pcard 08.27.2024			48.50		96.71	
08/27/2024	2025-0000927	JE	GL	BMO Pcard 08.27.2024			52.00		148.71	
							Month August 2024 Totals	\$105.70	\$0.00	\$148.71
Account Management Services Totals							\$148.71	\$0.00	\$148.71	
G/L Account Number 11.1351.3190.987.7235.90715.0000 Other Prof & Technical Services								Balance To Date:	\$0.00	
08/27/2024	2025-0000927	JE	GL	BMO Pcard 08.27.2024			64.00		64.00	
							Month August 2024 Totals	\$64.00	\$0.00	\$64.00
Account Other Prof & Technical Services Totals							\$64.00	\$0.00	\$64.00	
G/L Account Number 11.1351.5910.987.7235.90715.0000 Office Supplies								Balance To Date:	\$0.00	
07/27/2024	2025-0000539	JE	GL	BMO Pcard 07.27.2024			29.22		29.22	
07/27/2024	2025-0000539	JE	GL	BMO Pcard 07.27.2024			690.87		720.09	
							Month July 2024 Totals	\$720.09	\$0.00	\$720.09
Account Office Supplies Totals							\$720.09	\$0.00	\$720.09	
G/L Account Number 11.1351.5990.987.7235.90715.0000 Misc. Supp & Matls								Balance To Date:	\$0.00	
07/27/2024	2025-0000539	JE	GL	BMO Pcard 07.27.2024			20.00		20.00	

G/L Date	Journal	Journal Type	Sub Ledger	Description/Project	Source	Reference	Debit Amount	Credit Amount	Actual Balance
G/L Account Number 11.1351.5990.987.7235.90715.0000 Misc. Supp & Matls								Balance To Date:	\$0.00
07/27/2024	2025-0000539	JE	GL	BMO Pcard 07.27.2024			20.41		40.41
07/27/2024	2025-0000539	JE	GL	BMO Pcard 07.27.2024			35.47		75.88
07/27/2024	2025-0000539	JE	GL	BMO Pcard 07.27.2024			97.88		173.76
07/27/2024	2025-0000539	JE	GL	BMO Pcard 07.27.2024			128.02		301.78
07/27/2024	2025-0000539	JE	GL	BMO Pcard 07.27.2024			235.10		536.88
Month July 2024 Totals							\$536.88	\$0.00	\$536.88
08/15/2024	2025-0000852	JE	GL	Reimbursement Reclass for 8/15	RM	Reclass - Reclassification Journal Entry	38.80		575.68
08/27/2024	2025-0000927	JE	GL	BMO Pcard 08.27.2024			12.00		587.68
08/27/2024	2025-0000927	JE	GL	BMO Pcard 08.27.2024			22.57		610.25
08/27/2024	2025-0000927	JE	GL	BMO Pcard 08.27.2024			28.12		638.37
08/27/2024	2025-0000927	JE	GL	BMO Pcard 08.27.2024			28.27		666.64
08/27/2024	2025-0000927	JE	GL	BMO Pcard 08.27.2024			28.97		695.61
08/27/2024	2025-0000927	JE	GL	BMO Pcard 08.27.2024			30.92		726.53
08/27/2024	2025-0000927	JE	GL	BMO Pcard 08.27.2024			58.98		785.51
08/27/2024	2025-0000927	JE	GL	BMO Pcard 08.27.2024			62.06		847.57
Month August 2024 Totals							\$310.69	\$0.00	\$847.57
09/10/2024	2025-0000694	JE	AP	A/P Invoice Entry	Accounts Payable		75.08		922.65
09/25/2024	2025-0000872	JE	AP	A/P Invoice Entry	Accounts Payable		112.49		1,035.14
09/25/2024	2025-0000872	JE	AP	A/P Invoice Entry	Accounts Payable			9.01	1,026.13
Month September 2024 Totals							\$187.57	\$9.01	\$1,026.13
Account Misc. Supp & Matls Totals							\$1,035.14	\$9.01	\$1,026.13
Other Unassigned Totals							\$1,967.94	\$9.01	
Location Supplies Totals							\$1,967.94	\$9.01	
G/L Account Number 11.1351.3190.987.7235.90716.0000 Other Prof & Technical Services								Balance To Date:	\$0.00
08/27/2024	2025-0000927	JE	GL	BMO Pcard 08.27.2024			50.00		50.00
Month August 2024 Totals							\$50.00	\$0.00	\$50.00
Account Other Prof & Technical Services Totals							\$50.00	\$0.00	\$50.00
G/L Account Number 11.1351.3610.987.7235.90716.0000 Printing Serv								Balance To Date:	\$0.00
07/31/2024	2025-0000376	JE	GL	7.31.24 Copy Print	jj		135.74		135.74
Month July 2024 Totals							\$135.74	\$0.00	\$135.74
08/27/2024	2025-0000927	JE	GL	BMO Pcard 08.27.2024			73.00		208.74

HS EHS DETAILED GL through SEPTEMBER 2024

G/L Date Range 07/01/24 - 09/30/24

Exclude Sub Ledger Detail

Exclude Accounts with No Activity

G/L Date	Journal	Journal Type	Sub Ledger	Description/Project	Source	Reference	Debit Amount	Credit Amount	Actual Balance
G/L Account Number 11.1351.3610.987.7235.90716.0000 Printing Serv							Balance To Date:		\$0.00
08/31/2024	2025-0000586	JE	GL	8.31.24 Copy Print	jj		197.38		406.12
Month August 2024 Totals							\$270.38	\$0.00	\$406.12
09/30/2024	2025-0000951	JE	GL	9.30.24 copy print	jj		200.71		606.83
Month September 2024 Totals							\$200.71	\$0.00	\$606.83
Account Printing Serv Totals							\$606.83	\$0.00	\$606.83
Other Unassigned Totals							\$656.83	\$0.00	
Location Contractual Services Totals							\$656.83	\$0.00	
G/L Account Number 11.1351.3210.987.7235.90717.0000 Regular Duty Travel							Balance To Date:		\$0.00
08/15/2024	2025-0000852	JE	GL	Reimbursement Reclass for 8/15	RM	Reclass - Reclassification Journal Entry	232.02		232.02
08/15/2024	2025-0000852	JE	GL	Reimbursement Reclass for 8/15	RM	Reclass - Reclassification Journal Entry	137.35		369.37
08/30/2024	2025-0000521	JE	HR	Payroll Post S Semi-Monthly 420254	Payroll Post		97.35		466.72
Month August 2024 Totals							\$466.72	\$0.00	\$466.72
09/13/2024	2025-0000712	JE	HR	Payroll Post S Semi-Monthly 420255	Payroll Post		694.11		1,160.83
Month September 2024 Totals							\$694.11	\$0.00	\$1,160.83
Account Regular Duty Travel Totals							\$1,160.83	\$0.00	\$1,160.83
Other Unassigned Totals							\$1,160.83	\$0.00	
Location Other Costs Totals							\$1,160.83	\$0.00	
Grant Head Start 20X5 Totals							\$158,383.97	\$1,690.13	
Program Early Head Start Totals							\$158,383.97	\$1,690.13	
Function Custody and Care of Children Totals							\$277,643.23	\$3,842.59	
Fund General Fund Totals							\$440,124.18	\$8,413.09	
Grand Totals							\$440,124.18	\$8,413.09	



Bank of Montreal Account Statement

BMO Statement for Alicia Kruk

Statement Period 08/28/2024 to 09/27/2024

Printed On: 10/18/2024

Current Balance: **\$5,412.79**

Previous Balance: **\$0.00**



Card Number: xxx-xxxx-xxxx-8653

Company Unit: **WASHTENAW ISD**

Trans Date	Trans Detail	Receipt	Amount(USD)
	Tax Code	Tax Amt	Tax Excl. Amt
09/06/2024	H&h Child Care	<input checked="" type="checkbox"/>	\$ 285.00
	--	0.00	\$ 285.00
Fund: 11	Function: 1351	Object: 3190	
Program: 987	Grant: 7235	Location: 90716	
Other: 0000	Project: --		
Purchase H&h Child Care - ChildCareEd virtual training for TW AVR credentials			
09/07/2024	Amazon Mark Z86de6cs2	<input checked="" type="checkbox"/>	\$ 108.96
	--	0.00	\$ 108.96
Fund: 11	Function: 1351	Object: 5990	
Program: 987	Grant: 7235	Location: 90715	
Other: 0000	Project: --		
Purchase Amazon Mark Z86de6cs2 - Whiteboards			
09/11/2024	Michigan Head Start	<input checked="" type="checkbox"/>	\$ 485.00
	--	0.00	\$ 485.00
Fund: 11	Function: 1221	Object: 3220	
Program: 987	Grant: 7235	Location: 90713	
Other: 0000	Project: --		
Purchase Michigan Head Start - MHSA Fall Assembly registration			
09/11/2024	Sheplers Mackinac Isla	<input checked="" type="checkbox"/>	\$ 26.00
	--	0.00	\$ 26.00
Fund: 11	Function: 1226	Object: 3220	
Program: 987	Grant: 7235	Location: 90713	
Other: 0000	Project: --		
Purchase Sheplers Mackinac Isla - Ferry Ticket MHSA Fall Assembly			
09/13/2024	Michigan Head Start	<input checked="" type="checkbox"/>	\$ 450.00
	--	0.00	\$ 450.00
Fund: 11	Function: 1221	Object: 3220	
Program: 988	Grant: 7235	Location: 90713	
Other: 0000	Project: --		
Purchase Michigan Head Start - Virtual Training for Christine			
09/13/2024	Paypal Hs Universi Hs	<input checked="" type="checkbox"/>	\$ 695.00
	--	0.00	\$ 695.00
Fund: 11	Function: 1351	Object: 3220	
Program: 000	Grant: 7235	Location: 90713	
Other: 0000	Project: --		
Purchase Paypal Hs Universi Hs - Virtual Training for Christine			
09/13/2024	Sheplers Mackinac Isla	<input checked="" type="checkbox"/>	\$ 26.00
	--	0.00	\$ 26.00
Fund: 11	Function: 1351	Object: 3220	
Program: 000	Grant: 7235	Location: 90713	
Other: 0000	Project: --		
Purchase Sheplers Mackinac Isla - Ferry Ticket MHSA Fall Assembly			
09/14/2024	Michigan Head Start	<input checked="" type="checkbox"/>	\$ 485.00
	--	0.00	\$ 485.00
Fund: 11	Function: 1221	Object: 3220	
Program: 987	Grant: 7235	Location: 90713	
Other: 0000	Project: --		
Purchase Michigan Head Start - MHSA Fall Assembly registration			
09/16/2024	Parents As Teachers	<input checked="" type="checkbox"/>	\$ 1,125.00
	--	0.00	\$ 1,125.00
Fund: 11	Function: 1351	Object: 5110	
Program: 987	Grant: 7235	Location: 90715	
Other: 0000	Project: --		
Purchase Parents As Teachers - Curriculum Registration for G Paul			
09/18/2024	Mission Point Outlet	<input checked="" type="checkbox"/>	\$ 31.44
	--	0.00	\$ 31.44
Fund: 11	Function: 1226	Object: 3220	
Program: 000	Grant: 7235	Location: 90713	
Other: 0000	Project: --		
Purchase Mission Point Outlet - Meal at Mission Point MHSA Fall Assembly			
09/18/2024	Mission Point Resort	<input checked="" type="checkbox"/>	\$ 224.70
	--	0.00	\$ 224.70
Fund: 11	Function: 1226	Object: 3220	
Program: 987	Grant: 7235	Location: 90713	
Other: 0000	Project: --		
Purchase Mission Point Resort - Fall Assembly lodging AK			
09/18/2024	Sheplers Mackinac Isla	<input checked="" type="checkbox"/>	\$ 40.00
	--	0.00	\$ 40.00
Fund: 11	Function: 1226	Object: 3220	
Program: 987	Grant: 7235	Location: 90713	
Other: 0000	Project: --		
Purchase Sheplers Mackinac Isla - Parking at Shepler's Ferry MHSA Fall Assembly			
09/20/2024	Mission Point Resort	<input checked="" type="checkbox"/>	\$ 224.70
	--	0.00	\$ 224.70
Fund: 11	Function: 1351	Object: 3220	
Program: 000	Grant: 7235	Location: 90713	
Other: 0000	Project: --		

Purchase Mission Point Resort - Fall Assembly lodging CJ

09/20/2024	Mission Point Resort	<input checked="" type="checkbox"/>	\$ 224.70
	--	0.00	\$ 224.70
Fund: 11	Function: 1351	Object: 3150	
Program: 000	Grant: 7235	Location: 90717	
Other: 0000	Project: --		

Purchase Mission Point Resort - Fall Assembly lodging JEM

09/20/2024	Mission Point Resort	<input checked="" type="checkbox"/>	\$ 224.70
	--	0.00	\$ 168.00
Fund: 11	Function: 1221	Object: 3220	
Program: 000	Grant: 7235	Location: 90713	
Other: 0000	Project: --		
	--	0.00	\$ 56.70
Fund: 11	Function: 1221	Object: 3220	
Program: 987	Grant: 7235	Location: 90713	
Other: 0000	Project: --		

Purchase Mission Point Resort - Fall Assembly lodging LW

09/24/2024	Amazon Mark U65xw2s83	<input checked="" type="checkbox"/>	\$ 608.59
	--	0.00	\$ 426.01
Fund: 22	Function: 1213	Object: 5910	
Program: 013	Grant: 0000	Location: 00000	
Other: 3300	Project: --		
	--	0.00	\$ 182.58
Fund: 11	Function: 1351	Object: 5910	
Program: 987	Grant: 7235	Location: 90715	
Other: 0000	Project: --		

Purchase Amazon Mark U65xw2s83 - Printer ink cartridges for EC Dept. staff (70% Early On [31 staff], 30% EHS [13 staff])

09/24/2024	Gfs Ecomm #0868	<input checked="" type="checkbox"/>	\$ 20.97
	--	0.00	\$ 20.97
Fund: 11	Function: 1351	Object: 3150	
Program: 987	Grant: 7235	Location: 90715	
Other: 0000	Project: --		

Purchase Gfs Ecomm #0868 - parent meeting-Prog. Gov. -Westerman

09/24/2024	Gfs Ecomm #0868	<input checked="" type="checkbox"/>	\$ 32.97
	--	0.00	\$ 32.97
Fund: 11	Function: 1351	Object: 3150	
Program: 000	Grant: 7235	Location: 90717	
Other: 0000	Project: --		

Purchase Gfs Ecomm #0868 - Plates, Napkins, Cups for parent meeting breakfast at Westerman-org, gov,

09/25/2024	Panera Bread #600874 O	<input checked="" type="checkbox"/>	\$ 81.33
	--	0.00	\$ 81.33
Fund: 11	Function: 1351	Object: 3150	
Program: 000	Grant: 7235	Location: 90717	
Other: 0000	Project: --		

Purchase Panera Bread #600874 O - Breakfast for Parent Meeting at Westerman-program gov.

09/26/2024	Amzn Mktp US Pn90l4qd3	<input checked="" type="checkbox"/>	\$ 12.73
	--	0.00	\$ 12.73
Fund: 11	Function: 1351	Object: 5910	
Program: 000	Grant: 7235	Location: 90715	
Other: 0000	Project: --		

Purchase Amzn Mktp US Pn90l4qd3 - Wireless mouse for Rana Kanafani

* Indicates a personal transaction

On Completion:

ALL receipts should be attached to this form and then forwarded to your Accounts Administrator



Bank of Montreal Account Statement

BMO Statement for Edward Manuszak II
 Statement Period 08/28/2024 to 09/27/2024

Printed On: 10/18/2024

Current Balance: **\$570.85**
 Previous Balance: **\$0.00**
 Card Number: xxxx-xxxx-xxxx-3039
 Company Unit: **WASHTENAW ISD**



Trans Date	Trans Detail	Receipt	Amount(USD)
	Tax Code	Tax Amt	Tax Excl. Amt
08/31/2024	National Association F	<input checked="" type="checkbox"/>	\$ 150.00
	--	0.00	\$ 150.00
Fund: 11	Function: 1221	Object: 7410	
Program: 000	Grant: 3405	Location: 00000	
Other: 0000	Project: --		
Purchase National Association F - NAEYC Annual Membership			
09/12/2024	Sq Kiwanis Club Of An	<input checked="" type="checkbox"/>	\$ 205.00
	--	0.00	\$ 205.00
Fund: 11	Function: 1221	Object: 7410	
Program: 000	Grant: 3405	Location: 00000	
Other: 0000	Project: --		
Purchase Sq Kiwanis Club Of An - kiwanis club membership dues			
09/17/2024	Mission Point Resort	<input checked="" type="checkbox"/>	\$ -211.90
	--	0.00	\$ -211.90
Fund: 11	Function: 1226	Object: 3220	
Program: 000	Grant: 7235	Location: 90711	
Other: 0000	Project: --		
Credit Voucher Mission Point Resort - refund hotel accommodations			
09/18/2024	Sheplers Mackinac Isla	<input checked="" type="checkbox"/>	\$ 90.00
	--	0.00	\$ 90.00
Fund: 11	Function: 1226	Object: 3220	
Program: 000	Grant: 7235	Location: 90711	
Other: 0000	Project: --		
Purchase Sheplers Mackinac Isla - Shepler's Ferry Parking			
09/20/2024	Mission Point Resort	<input checked="" type="checkbox"/>	\$ 347.75
	--	0.00	\$ 347.75
Fund: 11	Function: 1221	Object: 3220	
Program: 988	Grant: 7235	Location: 90713	
Other: 0000	Project: --		
Purchase Mission Point Resort - Mission Point Resort-MHSA conference-Fall			
09/23/2024	American Assoc Of Scho	<input checked="" type="checkbox"/>	\$ -10.00
	--	0.00	\$ -10.00
Fund: 11	Function: 1221	Object: 7410	
Program: 000	Grant: 3405	Location: 00000	
Other: 0000	Project: --		
Credit Voucher American Assoc Of Scho - refund			

* Indicates a personal transaction

On Completion:

ALL receipts should be attached to this form and then forwarded to your Accounts Administrator



**WASHTENAW INTERMEDIATE SCHOOL DISTRICT
BOARD OF EDUCATION MEETING MINUTES**

Tuesday, October 15, 2024

The Washtenaw Intermediate School District Board of Education held a regular board meeting on Tuesday, October 15, 2024, in Washtenaw ISD's Teaching and Learning Center Board Room at 1819 South Wagner Road in Ann Arbor, Michigan.

CALL TO ORDER

The meeting was called to order at 5:00 PM by President Diane Hockett.

ATTENDANCE

The following members were present:

Diane Hockett, President
Mary Jane Tramontin, Vice President
Steve Olsen, Trustee
Sarena Shivers, Treasurer

The following member was absent:

None

Quorum was met.

Also present:

Naomi Norman, Superintendent
Cherie Vannatter, Deputy Superintendent
Jennifer Banks, Director of Instruction
Ashley Kryscynski, Communications and Public Relations Specialist
Tanner Rowe, Operations Director
Melissa Paschall, Special Education Supervisor/Principal
Althea Wilson, Early Childhood Family Services Coordinator
Regina Roza, Teaching Assistant, Federation President
Jessica Brandon, Teaching Assistant
Sean Brandon, Teaching Assistant
Kimberly Minetee, Teaching Assistant, Unit 1 Federation Vice President
Theresa Roberds, Teaching Assistant
Karen Bailey, Appointee to the Honey Creek School Board
Theresa Saunders, Member of the Public
Anne Brown, Member of the Public
TJ Greggs, Administrative Assistant to the Superintendent

APPROVAL OF THE AGENDA

Sarena Shivers moved, Steve Olsen seconded, to approve the agenda, as presented.

Ayes: Diane Hockett, Mary Jane Tramontin, Steve Olsen, Sarena Shivers

Nays: None.

Motion carried.

COMMUNICATIONS: Superintendent Naomi Norman shared about two grants from Special Olympics Michigan for High Point and Red Oak in the amount of \$1200.00 each.

PUBLIC PARTICIPATION: There was no public participation.

APPOINTMENT OF HONEY CREEK BOARD MEMBER: The Board of Education approved the recommendation to appoint Karen Bailey to the Honey Creek Community School Board of Trustees. Ms. Bailey was sworn in at the board of education’s meeting on October 15, 2024.

Mary Jane Tramontin motioned, Steve Olsen seconded, that the Board of Education confirm Karen Bailey to the Honey Creek Community School Board, as presented.

Ayes: Diane Hockett, Mary Jane Tramontin, Sarena Shivers, Steve Olsen

Nays: None.

Motion carried.

PRESENTATION: A celebration of Dr. Theresa Saunders and her time on the WISD Board of Education.

PRESENTATION: Humanity, Freedom and Dreams Framework Introduction presentation was shared by Tracy Session and Antonio Saunders from Kriseles. The board engaged in questions related to the framework and the district-wide culture survey.

EQUITY, INCLUSION, AND SOCIAL JUSTICE DIALOGUE: The board discussed equity issues as part of the presentation from Kriseles.

CONSENT AGENDA

Steve Olsen moved, Mary Jane Tramontin seconded, that the Board of Education approve the minutes and Superintendent’s recommendations in the Consent Agenda, as presented.

Voting yes: Diane Hockett, Mary Jane Tramontin, Steve Olsen, Sarena Shivers

Voting no: None.

Motion carried.

Approval of Minutes

The Board approved the minutes of the September 10, 2024, regular meeting.

032-24-25

The Board approved the following employment recommendations:

- Renee Redding as Teaching Assistant.
- Elijah Zapata as a Classroom Attendant.
- Shannon Knox as a Teaching Assistant

033-24-25

The Board approved the following reclassification requests:

- Dawn Stewart, LEA Mental Health Coordinator, 1.0 FTE, 210 Workdays, Non-Affiliated to Supervisor of Instructional Supports, 1.0 FTE, 230 Workdays, Non-Affiliated.

- Julie Lenhart, Home Visitor, 1.0 FTE, 230 Workdays, Unit I to Early Head Start Home Visitor, 0.6 FTE, 230 Workdays, Unit I.

034-24-25

The Board approved the following new position requests:

- Coordinator of Career Technical Education, 1.0 FTE, 210 workdays, salary level: Grade10, Step (Based on experience), Worksite: TLC, Non-Affiliated bargaining.
- Coordinator of Experiential Learning, 1.0 FTE, 210 workdays, salary level: Grade10, Step (Based on experience), Worksite: TLC, Non-Affiliated bargaining.

035-24-25

The Board approved the following staff retirements:

- Jeanne Brakhage, effective September 1, 2024.
- Donald "Scott" Heister, effective June 30, 2025.

036-24-25

The Board authorized the administration to approve CTE contract between Hanover and Washtenaw ISD in the amount of \$85,000.00, as presented.

037-24-25

The Board authorized the administration to approve contract between SOS Community Services and Washtenaw ISD in the amount of \$49,000.00, as presented.

038-24-25

The Board authorized administration to approve contract with BFDI Training Institute in the amount of \$47,333.84, as presented.

039-24-25

The Board authorized administration to approve contract with Michigan Rehabilitation Services in the amount of \$100,000.00, as presented.

NEW BUSINESS – 12c Consolidation Incentive Payments Grant: Superintendent Naomi Norman addressed the Board regarding the 12c Consolidation Incentive Payments Grant from the Michigan Department of Education in the amount of \$5,000,000.00 for services and supports.

Mary Jane Tramontin moved, Sarena Shivers seconded, that the Board of Education authorize administration to accept funds from the Michigan Department of Education (MDE) in the amount of \$5,000,000.00 to implement services and supports outlined in the 12c Consolidation Incentive Payments Grant, as presented.

Voting yes: Diane Hockett, Mary Jane Tramontin, Steve Olsen, Sarena Shivers

Voting no: None.

Motion carried.

NEW BUSINESS – Reclamation Education Project, LLC Contracted Services Agreement for 2024- 2025:

Director of Instruction Dr. Jennifer Banks addressed the Board regarding the contract with Dr. Maisie Gholson and the Reclamation Education Project, LLC for the design and development of a professional workshop focused on secondary mathematics.

Sarena Shivers moved, Steve Olsen seconded, that the Board of Education approve contract with Reclamation Education Project, LLC in the amount of \$165,000.00, as presented.

Voting yes: Diane Hockett, Mary Jane Tramontin, Steve Olsen, Sarena Shivers

Voting no: None.

Motion carried.

NEW BUSINESS – Emdin Support Services Contracted Services Agreement: Director of Instruction Dr. Jennifer Banks addressed the Board regarding the contract with Dr. Chris Emdin and Emdin Educational Services for the development and facilitation of two in-person, three-hour professional learning sessions.

Steve Olsen moved, Mary Jane Tramontin seconded, that the Board of Education approve the contract with Emdin Support Services in the amount of \$65,000.00, as presented.

Voting yes: Diane Hockett, Mary Jane Tramontin, Steve Olsen, Sarena Shivers

Voting no: None.

Motion carried.

NEW BUSINESS – FY25 SNAP-Ed Subrecipient Agreement: Director of Instruction Dr. Jennifer Banks addressed the Board regarding the FY25 Supplemental Nutrition Assistance Program Education (SNAP-Ed) funding from Michigan Fitness Foundation in the amount of \$360,746.00.

Mary Jane Tramontin moved, Sarena Shivers seconded, that the Board of Education authorize administration to accept the FY25 Supplemental Nutrition Assistance Program Education in the amount of \$360,746.00, as presented.

Voting yes: Diane Hockett, Mary Jane Tramontin, Steve Olsen, Sarena Shivers

Voting no: None.

Motion carried.

NEW BUSINESS – WISD Board of Education Candidate Review: The Board of Education discussed the five candidates for the position of Trustee for the WISD Board of Education.

Sarena Shivers moved, Steve Olsen seconded, that the Board of Education interview all five candidates (Candidates 1, 2, 3, 4, and 5) for the purpose of filling the vacancy left by Trustee Theresa Saunders, as five candidates have been presented.

Voting yes: Diane Hockett, Mary Jane Tramontin, Steve Olsen, Sarena Shivers

Voting no: None.

Motion carried.

NEW BUSINESS – Authorization of Closed Session

Mary Jane Tramontin moved, Sarena Shivers seconded, that the Board of Education convene in closed session under Section 8(1)(h) to consider a letter from Washtenaw ISD attorneys, as presented.

Voting yes: Diane Hockett, Mary Jane Tramontin, Sarena Shivers, Steve Olsen, Sarena Shivers

Voting no: None.

Motion carried.

RECESS

The Board went into recess for Closed Session at 6:48 PM under Section 8(1)(h) to consider a letter from Washtenaw ISD attorneys.

RECONVENE

The board reconvened at 7:30 PM to continue open session.

OTHER ITEMS OF BUSINESS – Amendment to 10/15/2024 Board Meeting Agenda

Steve Olsen moved, Sarena Shivers seconded, that the Board of Education amend the meeting agenda for the appointment of a secretary to fill the role vacated by Dr. Saunders, as presented.

Voting yes: Diane Hockett, Mary Jane Tramontin, Sarena Shivers, Steve Olsen, Sarena Shivers

Voting no: None.

Motion carried.

OTHER ITEMS OF BUSINESS – Appointment of Board Secretary

Mary Jane Tramontin moved, Sarena Shivers seconded, that the Board of Education appoint Steve Olsen as Board Secretary, as presented.

Voting yes: Diane Hockett, Mary Jane Tramontin, Sarena Shivers, Steve Olsen, Sarena Shivers

Voting no: None.

Motion carried.

BOARD OF EDUCATION REPORTS: The Board of Education President Diane Hockett shared the changes in the MASB's 2024 Delegate Assembly Handbook.

ADMINISTRATIVE REPORTS - Superintendent's Report: Superintendent Naomi Norman addressed the Board, speaking about the following:

- First TLC Staff Meeting
- My Future Fund
- Launch Michigan

ADJOURNMENT.

The meeting was adjourned at 8:15 PM

Respectfully submitted,

Steve Olsen, Secretary
Washtenaw ISD Board of Education



Washtenaw I S D

A REGIONAL EDUCATIONAL SERVICE AGENCY

DATE: 09/30/2024

TO: Cassandra D. Harmon-Higgins
Executive Director of Human Resources and Legal Services

FROM: Omobola Akintunde, Special Education Supervisor

RE: New Hire Recommendation – Cathryn Smoot, Speech and Language Pathologist

I would like to recommend Cathryn Smoot for employment as Speech and Language Pathologist has been employed with Ann Arbor Public Schools since February 2017. She earned her degree from Miami University Oxford, Ohio In May 2007.

If approved by the board Cathryn 's salary would be \$99,013, Step 15, MA60. All other fringe benefits are set forth in the Unit 2 contract.

Please let me know if you require additional information.

Cathryn Lillian Smoot

OBJECTIVE

To serve students with a wide range of communication needs within the WISD

PROFESSIONAL EXPERIENCE

Ann Arbor Public Schools February 2017-September 2024

- SLP in diverse public school district in Michigan serving students in elementary through high school grades
- Current Caseload: Preschool-5th grade; 1 Self-Contained classroom serving students with ASD and mild cognitive impairments; Experience with many students receiving EL supports
- Led 1 weekly large group in addition to 1:1, small group, classroom therapy, and consultation

Douglas Public Schools September 2012-June 2016

- SLP in rural public school district in Massachusetts serving students in elementary through high school grades
- Caseload: 2nd-12th grade; 3 Flex Center classrooms for students with Autism, low incidence disorders, and social/emotional diagnoses; 3 substantially separate classrooms
- Led 2 weekly large groups in addition to 1:1, small group, classroom therapy, and consultation
- Training in and experience with Michelle Garcia Winner's Social Thinking curriculum
- Utilized Lindamood-Bell's Visualizing & Verbalizing and Dr. Kate Kinsella's Academic Vocabulary programs
- Provided Extended School Year services to all qualifying district students

Gwinnett County Public Schools August 2011 – May 2012

- SLP in suburban public school district in Georgia serving students in a 1,500+ student building
- Caseload: 6th-8th grade, 1 ASD classroom, 1 Orthopedically Impaired classroom, 1 Severe-Profound Intellectual Disabilities classroom
- Focus group member on student self-advocacy in IEP development, meetings, and implementation

Detroit Public Schools September 2010 – June 2011

- SLP in urban public school district in Michigan serving students in a middle school building
- Caseload: 5th-8th grade, 1 Multiple Disabilities classroom, 1 ASD classroom
- Led bi-weekly speech & language groups in 2 classrooms in addition to 1:1 and small group therapy
- Team member in discipline hearings and manifestation determinations

Westerville City Schools August 2008 – June 2010

- SLP in suburban public school in Ohio district serving students in 2 middle school buildings
- Caseload: 6th-8th grade, 2 Multiple Disabilities classrooms, 1 ASD classroom
- Additional responsibilities: Served a Kindergarten student at an out-of-district school; Served a home-schooled student with Down syndrome and Russian language background
- Ohio Achievement Test tutor Spring 2009 & Spring 2010; Assistant Cross Country coach Fall 2009

Oakstone Schools May 2007 – July 2008

- SLP in private/charter school in Ohio for children with Autism Spectrum Disorders
- Caseload: 3rd-6th grade, 3 mixed ASD and typical peer classrooms, 1 intensive learning center classroom
- Secured AAC device for student through Medicaid with supervision; Served multiple students using AAC
- Completed Clinical Fellowship Year under licensed SLP supervision; Star Staff award in March 2008

PROFESSIONAL MEMBERSHIP & LICENSURE

- American Speech, Language, Hearing Association Member holding CCCs
- Michigan Professional License: #7101005186

EDUCATION

Master of Arts in Speech-Language Pathology

Miami University, Oxford, Ohio

Master's Thesis: "School Speech and Language Services for Children with Autism Spectrum Disorder: An Analysis of Parent Perspectives on Therapy Options, IEP Meetings, and Speech-Language Pathologists"

Bachelor of Science in Speech Pathology and Audiology Miami University, Oxford, Ohio

Magna Cum Laude; University Honors Program

TO: Naomi Norman, Superintendent; WISD Board of Education

FROM: Kimberly Whiren, Preschool and Early Education Coordinator

DATE: October 1, 2024

RE: New Hire Recommendation – Head Start/GSRP Early Childhood Specialist

Katy Czarnecki - Katy has her master's degree in Early Childhood. She has 16 years of experience working in a preschool classroom. 10 years of experience using the High Scope curriculum. She currently supervises and coaches 3 teacher assistants. She was recommended for hire by all individuals on the interview panel.

If approved by the Board, Katy Czarnecki's salary will be \$67,929 , EC Non Affiliate Grade 4 Step 4. All other fringe benefits will be set forth in the Non-Affiliated contract.

Objective

A position that allows me to combine my education and strong interpersonal skills in such a way that allows me to work with young children and their families to better their lives.

Education

University of Michigan-Dearborn—Dearborn, MI: January 2016-August 2018

- Master of Arts Degree—Early Childhood Education: Administration and Leadership
- Maintained GPA of 3.9/4.0
- Relevant courses include: Intervention Strategies, Transdisciplinary Approach, Advanced Child Development, Constructivist Education (Reggio Emilia), Social Development and Positive Guidance Techniques, Early Lit and Language Development, Program Evaluation, and Research in Education.
- Completed Administration and Leadership Internship at end of program (135 hours) and received a grade of satisfactory with high remarks from mentor and internship coordinator.

University of Michigan-Dearborn—Dearborn, MI: August 2007-August 2010

- Received B.S. in Children and Family Services in August 2010.
- Maintained a GPA of 3.4/4.0.
- Many courses trained me to better assist children in their most crucial years. Courses include: Psychology, Sociology, Child Development, Practicum's working with young children, Teaching Strategies, Assessing Young Children, Early Literacy, Health and Nutrition, Leadership and Advocacy, Children with Special Needs, and Child Psychopathology.

Washtenaw Community College—Ann Arbor, MI: January 2005-April 2007

- Obtained three certificates (Child Development Certificate, CDA, and Advanced Certificate) and my Associate's in Applied Science: Child Care Professional
- Relevant coursework included Child Guidance and Classroom Management, Working with Parents, Curriculum for Young Children, Education of Exceptional Children, Child Development, Health, Safety and Nutrition for Young Children.
- Left WCC with a GPA of 3.80/4.00 and was on Dean's List my entire time while at WCC.

Relevant Experience

Gretchen's House Child Care Center, Ann Arbor, MI: February 2015-present

- Lead Preschool Teacher for children ages 3-5 years of age, 22 children total in classroom
- Supervise three assistant teachers daily, completing reviews every 6 months
- Plan and implement daily lesson plan with children including a variety of activities ranging from small group times, work times, large group times, outdoor play, weekly specials etc.
- Attend weekly Lead Teacher meetings and convey information to assistants
- Communicate daily with all parents, which may include one-on-one conferences, daily emails, daily notes sent home, and conferences.
- Schedule parent-teacher conferences as well as quarterly phone-conferences
- Coordinate all field trips and classroom activities with help from assistants

- Implement High Scope Curriculum, record daily COR Anecdotes, and provide parents with COR report three times yearly
- Maintain current CPR and First Aid certifications
- One of the founding members of our Anti-Bias committee which focuses on self-awareness, family pride, and positive social-interactions
- Assist parents in completion of orientation when their child enrolls including helping them complete online ASQ assessments
- Assist in completion of referrals and observations for children with special needs, including IFSP meetings
- Became a HighScope certified teacher, for preschool, in 2017
- Completed Administration and Leadership Internship with current director and completed such tasks as grant writing, enrollments, tours, attend various meetings, complete tuition transactions, observe/attend PQA meetings.
- NAEYC accredited center, with 5-star TQIRS rating

Starfish Family Services: Early Head Start Program, Inkster, MI: April 2011-February 2015

- Provide ongoing intensive and comprehensive Early Childhood Development and family support services to eligible families, pregnant women, or families that have a child age birth to three years of age.
- Assists parents in completion of registration and other forms, as required; maintains an assigned on-going caseload of 52 families.
- Oversee Home Based option to ensure all Home Visitors have full case load as well as classrooms are fully enrolled
- Supervise a total of four staff including Home Visitors and Family Service Worker
- Complete SMART goals and objectives with staff as well as their mid-year reviews
- Hold monthly staff meetings with Home Visitors and classroom teachers, resolve any issues that arise
- Identifies appropriate resources and refers families, using prescribed selection criteria for Early Head Start
- Maintain program information for regular and frequent monitoring, which included attendance and health records
- Completed CNA's (community needs assessments) with supervisor
- Input COR anecdotes into online system, when needed
- Assist teachers in preparing their classrooms to be High Scope model sites (two High Scope model classrooms).
- Participate in Multi-Disciplinary Team meetings to assess family needs and interventions and confers regularly with center staff to assure follow-through on family plans.
- Communicate regularly with local school districts and Early On providers regarding children with IFSP's
- Hold monthly mental health meetings with all Early Head Start administrators and parents to discuss children with disabilities/IFSP's
- Provide support, and guidance, for our Home Visitors regarding using HighScope in our Home Base option.
- Hold monthly parent and policy council meetings.
- Serves as a liaison between Early Head Start families, the center and the community.
- Implement a recruitment system to assure full enrollment with a waiting list.
- Implement, and monitor, the Family Partnership Agreement and Family Service Assessment with

families.

- Played large role in all HighScope classroom certifications, Self-assessment reviews (SAV's), federal reviews, PQA's, and assisted Head Start program with CLASS assessments.
- Serve as an Administrative Assistant for the Parent Empowerment Program: February 2012-February 2015
- Received Family Engagement Credential from HS University
- When I left Starfish, I was the FCP/MH Specialist and was highly trained in ERSEA.

Jewish Community Center of Greater Ann Arbor Early Childhood Center, Ann Arbor, MI: October 2005-April 2011

- Recognized for improving the child care environment in a struggling classroom.
- Worked with various age groups ranging from infants to five-year olds.
- Use High Scope Curriculum while working in a NAEYC accredited center.
- Take daily anecdotes on primary children, 12 children, and record them into online COR.
- Hold successful parent/teacher conferences twice a year with primary children's parents and present each family with Family Report.
- Approached by superiors to take on additional administrative tasks in addition to normal duties.

Washtenaw Community College Children's Center, Ann Arbor, MI: October 2004-October 2005

- Was hired as a student worker while pursuing my Associates Degree.
- Primarily worked in a classroom with three and four-year olds.
- Carried out several lesson plans with children.
- Interacted with the parents daily.



Washtenaw ISD

A REGIONAL EDUCATIONAL SERVICE AGENCY

DATE: 08/23/2024

TO: Cassandra Harmon-Higgins
Executive Director of Human Resources and Legal Services

FROM: DarNesha Green- Mental Health Clinical Supervisor

RE: New Hire Recommendation – Mental Health Practitioner

I would like to recommend Kara Lilly for employment as a Mental Health Practitioner. Kara Lilly received her Master's in Social Work from University of Michigan. Kara Lilly is currently employed as an School Social Worker at East Pointe Community Schools. If approved by the Board, Kara Lilly salary will be \$98,585 210-Grade 10 step 6. All other fringe benefits are set forth in the Non-Affiliated Staff Manual.

Kara is approved to work an additional 10 days beyond her prorated number of work days totaling 168 work days. This is only approved for 2024/2025 school year.

Please let me know if you require additional information.

Thank you,
DarNesha Green

KARA A. LILLY

734-330-0514 • KARAALILLY@GMAIL.COM

OBJECTIVE

To obtain a victim services specialist position, allowing me to gain valuable experience in the field while developing and utilizing skills and education that are relevant, as well as demonstrate my work ethic, reliability and responsibility.

EDUCATION

University of Michigan, Ann Arbor, Michigan
Master of Social Work, August 2010
Practice Method: Interpersonal Practice
Concentration: Aging in Families and Society

McDaniel College, Westminster, Maryland
Bachelor of Arts, May 2009
Major: Social Work

LICENSE

LISW (Ohio) July 2018
LMSW (Licensed Master of Social Work-Michigan)
February 2016
School Social Work license completed March 2022

EDUCATIONAL HONORS

Geriatric Endowed Scholarship, 2009-2010

Vivian A. and James L. Curtis Endowed Scholarship for Geriatric Social Work 2009-2010
Member of Phi Alpha, National Honor Society for Social Work Students
Mc Daniel College, April 2008, Honors
McDaniel College, December 2008 High Honors
Member of Alpha Lambda Delta National Honor Society

EMPLOYMENT

Maxim Staffing Agency-Eastpointe Community Schools

Remote School Social Worker

March 2024-June 2024

- Provided direct and consultative school social work services to students with an IEP (Individualized Educational Plan) that have social or emotional difficulties impacting their academic achievement
- Provide individual and group therapeutic counseling to students based on their individual goals
- Identify and assesses academic problems through analysis of factors impinging on student adjustment including factors in the home, school, and community
- Complete psychosocial assessments to assist in the determination of special education eligibility
- Coordinate and facilitate crisis intervention
- Work and collaborate with an interdisciplinary team to identify, meet and address students' needs

Monroe Public Schools-Riverside Learning Center

SOAR (Service, Opportunity, Achievement and Respect) Coordinator

September 2022-Januanry 2024

- Developed and implemented a short-term intensive program to address the needs of students with behavioral, social-emotional and academic struggles for students in grades 9-12
- Social skills practice, community service involvement, goal-setting and vocational exploration is woven into the overall academic program
- Students who are credit deficient can recover credits through project-based learning
- Academic plan is tailored to students' individual needs and skills
- Connect students and families to community resources

Monroe Public Schools-Orchard Center High School

Student Service Provider August 25, 2014-January 10, 2022

- Serving as part of an interdisciplinary team providing social work services to students in an alternative school within the Monroe Public Schools district

- Identify/assess students in need of behavioral and mental interventions
- Identify, provide and/or link students/families with appropriate services
- Assist team in developing behavior plan and implementing interventions
- Address attendance issues daily
- Identifies chronically absent students
- Once students are identified, attempts to contact students/parents via phone calls, home visits, letters etc., for the purpose of improving student attendance and increasing student achievement
- Work with students and parents to develop a goal-oriented plan for increasing student attendance and achievement
- Maintains a variety of records and contact logs to document all parent/student contacts
- Assessing and addressing mental health crises that arise with students during the school day
- Work with students in the expelled student's program to increase their social emotional functioning, with the goal of being reinstatement to Monroe Public Schools
- Maintains confidentiality while carrying out tasks
- Serves as a liaison to students/parents for the purpose of removing barriers that impact students' attendance and educational success

- Contact parents to serve on school committees and/or attend special events at the school to increase parental involvement
- Serve as the contact person for parents to call with questions about school services
- Participate in ongoing activities/events to increase school improvement efforts
- Work to identify community resources that will assist students/families
- Collaborates with the special education teacher to be an advocate for special education students and their families
- Address discipline issues and determine consequences throughout the school day utilizing Monroe Public School discipline mandates
- Works with students to address their social emotional needs that may impact their success at school
- Works to identify and follow up with McKinney Vento students
- Attend homeless collaboration meetings in the Monroe community
- Works on special projects to increase student achievement and meet the needs of the Monroe public school community
- Serves as the Monroe Public Schools district substance abuse liaison, working with students/families K-12
- Utilize and implement restorative practices in response to student discipline as a way of reducing harm to all

stakeholders involved

**Monroe County Community Mental Health Authority
(Part-Time-20 hrs per week)**

Client Services Manager (Children's Services and
Developmentally Disabled Department) January 19, 2015-
May 29, 2016

- Assessed the needs of consumers
- Arranged, coordinated, linked, monitored, evaluated, and advocated for consumers based on individual needs
- linking consumers with external systems to provide additional services, resources, and opportunities
- Worked with consumers to develop an individual plan of service
- Completed all necessary documentation, while maintaining confidential records
- Problem solved crises as they arise

Monroe County Community Mental Health Authority

Client Services Manager (Adult Mental Illness Department)
February 10, 2014-August 22, 2014

- Assessed the needs of consumers
- Arranged, coordinated, linked, monitored, evaluated

- and advocated for consumers based on individual needs
- linking consumers with external systems to provide additional services, resources, and opportunities
 - Worked with consumers to develop an individual plan of service
 - Completed all necessary documentation, while maintaining confidential records
 - Problem solved crises as they arise/crisis management

State of Michigan Department of Corrections (Manpower)

Woodland Center Correctional Facility

Clinical Social Worker September 3, 2013-February 7, 2014

- Works as a member of the interdisciplinary treatment team providing a full range of social work services to prisoners in the Residential Treatment Services (RTS) unit that are diagnosed with severe mental disorders
- Provides crisis intervention, suicide interventions and evaluation
- Performs individual and group psychotherapy to all prisoners assigned to caseload
- Documents all treatment in the medical record or institutional file in a timely manner as required
- Attends regularly scheduled treatment team meetings and actively participates as a cooperative treatment

- team member in diagnosing problems, planning and implementing treatment and other team decisions
- Writes treatment plans, reviews, summaries, discharge plans, management plans, parole board reports and coordinates services for assigned cases and other duties assigned by the supervisor
 - Participates on clinical panels to determine mentally ill prisoners' need of involuntary treatment
 - Administer the BSI (Brief Symptom Inventory) and the BPRS (Brief Psychiatric Rating Scale)
 - Works as a member of the medical unit team addressing medical issues that prevent prisoners from stepping down to a lower level of care
 - Assessed level of care changes with interdisciplinary team

R'House Maternal Infant Health Program Romulus, MI (Part-Time 25-30 hours per week)

Care Coordinator February 7, 2012-June 27, 2014

- Provide education, support and referrals to pregnant women and infants
- Conduct weekly home visits
- Assess client's needs by conducting comprehensive assessments
- Collaborate with community agencies to refer and obtain resources for clients

- Collaborate with CPS workers to develop plan for mothers at risk of losing custody of children
- Complete all required documentation
- Administer the Ages and Stages Questionnaire (ASQ) to identify abnormalities in development
- Administer the Ages and Stages Questionnaire (ASQ:SE) to identify abnormalities in social and emotional development

Michigan Prisoner Re-entry Initiative Adrian, MI (Manpower)

Gus Harrison Correctional Facility Clinical Social Worker
April 18, 2011-December 7, 2011

- Provide comprehensive needs assessments to mentally ill prisoners eligible for parole
- Assess prisoners needs by conducting one on one interviews
- Collaborate with treatment teams and vendor to coordinate services upon discharge
- Assess the need for involuntary treatment orders
- Prepare comprehensive reports based on client's needs (physical health, social, emotional, housing, transportation etc.) to be sent to the parole board

Michigan Prisoner Re-entry Initiative Adrian, MI

(State of Michigan)

Gus Harrison Correctional Facility Clinical Social Worker
April 16, 2012-July 20, 2012

- Provide comprehensive needs assessments to mentally ill prisoners eligible for parole
- Assess prisoners needs by conducting one on one interviews
- Collaborate with treatment teams and vendor to coordinate services upon discharge
- Assess the need for involuntary treatment orders
- Prepare comprehensive reports based on client's needs to be sent to the parole board
- ******Resigned due to illness**

Detroit Central City Community Mental Health, Detroit, MI

Housing Specialist/Case Manager January 16, 2012-April
13, 2012

- Assists mentally ill clients relocating from Adult Foster Care Homes into Independent/Semi-independent living
- Locate and identify housing opportunities in the community
- Locate, refer and coordinate support services in the community to sustain clients independently

- Provide clinical assessments and case management services for identified clients
- Establish relationships with landlords, managers and community members to locate suitable as well as affordable housing for clients

University of Michigan Health Systems-Housing Bureau for Seniors

Housing Bureau for Seniors Intern September 8, 2009-
August 26, 2010

- Assisted older adults in Washtenaw County at risk of, or facing eviction
- Conducted initial intake and comprehensive assessments
- Assisted in developing sustainable plans to promote housing stability
- Conducted utility request intakes
- Advocated and located community resources to assist clients
- Assisted clients filling out DHS applications (e.g., food assistance)
- Provided information, education and referrals
- Provided relocation assistance
- Participated in interagency meetings and interdisciplinary team meetings (SCIP-Senior Crisis Intervention Program, Washtenaw County Hoarding

- Taskforce and Barrier Busters)
- Managed client cases throughout the year alongside other staff in the HomeShare and Housing Counseling programs

Baltimore Behavioral Health, Baltimore, MD

Clinical Intern/Group-Co Facilitator and Intake Specialist
September 17, 2008-May 27, 2009

- Assisted the group facilitator in conducting task oriented, didactic, psycho-therapeutic groups to dual diagnosis (mentally ill/substance abuse) clients.
- Responsible for providing initial bio-psychosocial assessment of clients entering the intensive dual diagnosis program.



TO: Naomi Norman, Superintendent; WISD Board of Education

FROM: DarNesha Green, Mental Health Supervisor

DATE: 10/17/2024

RE: New Hire Recommendation – General Ed. Social Worker

I would like to recommend LaKeisha Floyd for employment as a General Ed. Social Worker. LaKeisha Floyd received her degree in Social Work from Wayne State University and has most recently been employed as a Special Education Social Worker.

If approved by the Board, LaKeisha Floyd's salary will be \$93,247 MA 205-Days Step 12. All other fringe benefits will be set forth in the Unit II contract.

La Keisha L. Floyd, LMSW

PROFESSIONAL EXPERIENCE

Ann Arbor Public Schools, Ann Arbor, MI 1/19 to present

School Social Worker – Huron High School

School Social Worker – Eberwhite Elementary

School Social Worker for special education students K-8

Complete IEP goals, assessments, observations, and evaluations

Provide individual and group counseling

Provide community resources for students and families

National Heritage Academies,

8/14 to 1/19

School Social Worker- South Canton Scholars

School Social Worker – Hamtramck Academy

School Social Worker for at risk and special education students K-8

Complete IEP goals, assessments, observations, and evaluations

Provide individual and group counseling

Perform duties of Homeless Liaison

Provide community resources for students and families

Creative Education Solutions, Detroit, MI

1/12 to 1/13

School Social Worker – University Prep Math and Science

School Social Worker - Esceula Avancemos Academy

Assisted with student IEP for Elementary School and High School

Provided individual and group counseling

Conducted Assessments and Class Observations

Starr Commonwealth, Detroit, MI

12/10 to 3/12

Supervised Independent Living Counselor:

Provide therapeutic counseling to families and children.

Provide didactic instructions to teach independent living skills.

Performed case management duties that involved goal setting, identifying barriers, and advocacy.

Family Care Network, Detroit, MI

6/07 to 4/10

Therapeutic Counselor:

Provide therapeutic counseling to families and children.

Complete treatment plans for court ordered clients.

Provide didactic instructions to teach effective child rearing and socialization.

Input data into the Wayne County Juvenile Assessment Information System.

La Keisha L. Floyd, LMSW

(Page 2)

EDUCATION

Masters Degree in Social Work 5/05
Wayne State University, Detroit, Michigan

Bachelor Degree in Social Work 5/03
Wayne State University, Detroit, Michigan

INTERSHIPS

Black Family Development, Detroit, MI 9/04 to 5/05
Provided case management and assessment for families

Northeast Guidance Center, Detroit, MI 9/02 to 2/03
Conducted intakes for mental health clients

American Red Cross, Detroit, MI 1/02 to 5/02
Provided case management for fire victims

LICENSE

State of Michigan
License Masters Social Worker
Clinical Specialty
No. 6801085656

TO: Naomi Norman, Superintendent; WISD Board of Education

FROM: Rebekah Ralls, Principal

DATE: 10-7-2024

RE: New Hire Recommendation - Student Worker

I would like to recommend Ayowale Oladipo for part-time employment as a Student Worker for the dishwashing position at High Point. Mr. Oladipo is a current student in our YAP services who has demonstrated paid work ready skills.

If approved by the Board, Ayowale Oladipo will be paid hourly at a minimum wage rate of \$10.33 an hour.

Washtenaw ISD Position Change / Upgrade Form

The supervisor of the position should complete and sign this form if you are anticipating an upgrade /reclassification, title/duties change and/or a salary/market increase for the position. Please note that the final decision on classification of the subject position will be made by the Executive Cabinet and the Superintendent.

Change Recommended

Please select all that apply

- Position change
- Salary Level /Wage
- Location
- FTE
- Bargaining Unit
- Work days
- Account Split
- Other

Employee Name:

Please enter the employee name, incumbent name, or "Vacant"

Department

Current Account 1

Current Account 1 Split

Current Account 2

Current Account 2 Split

Current Account 3

Current Account 3 Split

Current Account 4

Supervisor

Current Position Title

Recommended Position Title

Current Position Number

Recommended Position Number

Current Bargaining Unit

Recommended Bargaining Unit

Current Account 4 Split

Recommended Account 1

Recommended Account 1 Split

Recommended Account 2

Recommended Account 2 Split

Recommended Account 3

Recommended Account Split 3

Current Pay Rate/ Salary Level

Recommended Pay Rate/ Salary Level

Current FTE

Recommended FTE

Current Number of Work Days

Recommended Number of Work Days

Should the Current Position Remain?

- Remain
- Delete

Recommended Account 4

Recommended Account 4 Split

Current Location

Worksite/Desk Location

Recommended Location

Worksite/Desk Location

Rational for Position Change

Briefly explain how this position has changed, giving concrete examples of the changes

Effective Date

Date new duties were assigned or changes made

10/01/2024

List Positions/Employees Performing Similar Work

Do you know of/are you aware of any other positions or employees assigned/performing work similar to that of this position in its new description? If so, please list position titles or names of incumbents

NA

Department Head Comments

Department Head

Jennifer Banks

09/30/2024

Finance Approval

- Approve
- Adjust, See Comments

Finance Comments

Finance

SAP

10/01/2024

Human Resources Approval

- Approve
- Adjust, See Comments

Human Resources Comments

Human Resources / Executive Admin Review

CD Harmon-Higgins

09/30/2024

Superintendent Comments

Superintendent

Naomi Norman

10/18/2024

**WASHTENAW INTERMEDIATE SCHOOL DISTRICT
JOB DESCRIPTION**

Job Title: Coordinator of Early Math; ISD Early Mathematics Specialist
Department: Achievement Initiatives
Calendar: 210-Day/Annual
Reports To: Supervisor of Instruction
FLSA Status: Exempt
Prepared By: Jennifer Banks, Ph.D.
Director of Instruction
Prepared Date: August 1, 2024
Approved By: Cassandra Harmon-Higgins, Esq.
Executive Director, Human Resources and Legal Services
Approved Date: August 5, 2024

The WISD's Mission is to promote the continuous improvement of achievement for every student while providing high-quality service to our customers through leadership, innovation, and collaboration.

The WISD's Vision is to be a leader in empowering, facilitating, and delivering high-quality, boundary-spanning, educational system that educates all children through an equitable, inclusive and holistic approach.

SUMMARY:

ISD Early Mathematics Specialists (EMS) are a key part of the system to support educators in enacting the Essential Instructional Practices across Michigan. The EMS will engage with Leadership Teams (ISD & Local) and Education Leaders to refine and redefine systems to support the continual improvement of PK-5 mathematics programming. In addition to collaborating at the leadership level, the ISD EMS will guide relevant and ongoing professional learning from the state level to the classroom level by delivering research-based practices developed in collaboration with the MAISA Early Math Team, GELN Early Math Task Force and Institute of Higher Education Researchers.

ESSENTIAL DUTIES AND RESPONSIBILITIES:

- Demonstrates a strong commitment to equity, social justice, and inclusion in all practices and position responsibilities.
- Demonstrates the ability to examine how his/her/their position (directly or indirectly) impacts educational inequities in student achievement outcomes.
- Engages in reflection and ongoing learning and development on critical concepts and terms identified in the Washtenaw ISD Educational Equity Policy including concepts such as cultural proficiency, racial equity, and systemic and structural inequities.
- Advances student achievement across the ISD and local district programs.
- Provides organization and leadership in the area of curriculum development and implementation, and classroom assessments, especially authentic and alternative assessments.
- Provides support to local districts in meeting federal and state assessment mandates.
- Promotes and coordinates interagency efforts involving programs across the curriculum.
- Responsible for WISD school improvement efforts in coordination with local, state, and federal initiatives.
- Responsible for the implementation of programs designed to build leadership capacity in local districts and within the organization.
- Creates and sustains of a team culture that is positive, collaborative, and supportive.
- Demonstrated application of school improvement process and/or school reform.
- Demonstrated ability to work collaboratively with local district personnel and ISD staff.
- Demonstrated ability to lead collaborative processes with a variety of stakeholders.
- Demonstrated ability to work across departments including Special Education, Community School Partnership, and Early Childhood in order to connect services, ensuring success for all students.
- Demonstrate knowledge of:
 - Essential Instructional Practices

- Organizational Practices
- Systems level research and practice
- Strong content and pedagogical knowledge
- Deep understanding of how children learn mathematics
- 4 Support Functions (Coaching, Consulting, Presenting & Facilitating)
- Elementary and Early Childhood context (PK-5)
- Support teams in their development as a cohesive and collaborative group
- Demonstrate the ability to:
 - Support leadership in reflecting and refining a system for mathematics teaching and learning
 - Support leaders and teachers in their learning journey
 - Design and deliver professional learning
 - Lead and develop a group over time
 - Bring a network of local early math leaders together to learn and grow
 - Model and provide support for teacher's use of effective and equitable teaching practices
- Demonstrate the following beliefs:
 - PK-5 mathematics is a vital lever in a child's future opportunity
 - Educators and children have assets that can be built on
 - There isn't "one way" that will work in every situation
 - Context matters
 - All children are capable of learning mathematics at high levels
 - Learning happens along a trajectory for children and adults
- Responsibilities include:
 - Bring professional learning developed at the state and regional level to local leaders and teachers in an intentional and ongoing way.
 - Support Leadership Teams (ISD and Local) in the continuous improvement of their mathematics programming by learning about and enacting the Essential Organizational Practices.
 - Support groups of educators (teachers and leaders) in learning about and enacting the Essential Instructional Practices.
 - Provide follow-up for groups with job-embedded professional learning (modeling, co-teaching, co-planning, reflecting,) while making learning opportunities available to the most educators possible.
 - Connect and maintain a network of local mathematics leaders to learn, grow, and problem-solve around the PK-5 mathematics programming in the region.
 - Engage in state level learning and networking events to stay on the cutting edge of the work.
 - Advocate for Early Mathematics in local, regional and statewide contexts.
 - Communicate effectively and positively with constituents at all levels of the educational system.
- **Other duties as assigned.**

QUALIFICATIONS:

To perform this job successfully, an individual must be able to perform each essential duty satisfactorily. The requirements listed below are representative of the knowledge, skill and/or ability required. Reasonable accommodations shall be made to enable individuals with disabilities to perform the essential functions

- Knowledge of organizational development and schools as organizations/systems; school improvement processes; research to improve achievement; curriculum development, alignment, and implementation; assessment practices that result in improved instruction.

EDUCATION and/or EXPERIENCE:

- Master's degree required
- Michigan Teaching Certification in Elementary and/or Early Childhood and EX certification.
- Experience with curriculum implementation, research-based instructional practices, school improvement, and multiple assessments preferred.
- Experience in K-12 education, including teaching and coaching.
- Experience as building-level and/or central office administrator.

CERTIFICATES, LICENSES, REGISTRATIONS:

- A Valid Michigan Teaching Certificate.

LANGUAGE SKILLS:

- Ability to work effectively and collaboratively with other departments, agencies, and individuals.
- Ability to read, analyze, and interpret periodicals and professional journals.
- Ability to write reports, business correspondence, and procedure manuals.
- Ability to effectively present information and respond to questions from groups of educators, customers, and the general public.
- Ability to facilitate effective group processes.
- Ability to express self clearly, both orally and in writing

TECHNICAL SKILLS:

- Ability to use a personal computer (PC) in a networked environment to utilize the Internet and other electronic communications mechanisms such as email conferencing or bulletin boards.
- Knowledge of productivity applications such as Microsoft Office (word processing, spreadsheets, database and presentation software) is required.

REASONING ABILITY:

- Ability to solve practical problems and deal with a variety of concrete variables in situations where only limited standardization exists.
- Ability to interpret a variety of instructions furnished in written, oral, diagram, or schedule form.

PHYSICAL DEMANDS:

The physical demands described here are representative of those that must be met by an employee to successfully perform the essential functions of this job. Reasonable accommodations may be made to enable individuals with disabilities to perform the essential functions.

While performing the duties of this job, the employee is regularly required to stand; walk; use hands to finger, handle or feel objects, tools, or controls; reach with hands and arms; talk or hear; and taste or smell. The employee is occasionally required to sit and stoop, kneel, crouch, or crawl. The employee must occasionally lift and/or move up to 50 pounds such as books and teaching material or when assisting in student interventions. Specific vision abilities required by this job include close vision, distant vision and the ability to adjust focus. The ability to travel to other buildings is required. The position requires the individual to sometimes work irregular or extended work hours and meet multiple demands from several people. The ability to travel to other buildings is required.

ENVIRONMENTAL ADAPTABILITY:

The work environment characteristics described here are representative of those an employee encounters while performing the essential functions of this job. Reasonable accommodations may be made to enable individuals with disabilities to perform the essential functions.

The noise level in the work environment is quiet to loud depending upon the activity in the particular part of the day. The employee may be required to be outdoors for periods of time, and therefore subject to varying weather conditions, for purposes of accomplishing the essential functions of this job.

FUNCTIONS OF POSITION DESCRIPTION:

This position description has been prepared to define the general duties of the position, provide examples of work and to detail the required knowledge, skills and ability as well as the acceptable experience and training for the position. The description is not intended to limit or modify the right of any supervisor to assign, direct and control

the duties of employees under supervision. The WISD retains and reserves any and all rights to change, modify, amend, add to or delete from any portion of this description in its sole judgment.

This position description is not a contract for employment.

The WISD is an equal opportunity employer, in compliance with the Americans with Disabilities Act. The District will provide reasonable accommodations to qualified individuals with disabilities and encourages both prospective and current employees to discuss potential accommodations with the employer.

TERMS:

Contract, salary and other employment conditions to be established by the Board of Education as reflected in the Non-Affiliated Staff Manual. Starting salary ranging (dependent upon experience) from \$83,024 - \$102,035.

Washtenaw Intermediate School District is a drug-free workplace.

The employee shall remain free of any alcohol or nonprescribed controlled substance in the workplace throughout his/her employment at the District.

It is the policy and commitment of the Washtenaw Intermediate School District not to discriminate on the basis of race, color, religion, national origin, sex, disability, age, height, weight, familial status, marital status, genetic information, sexual orientation or any legally protected characteristic, in its educational programs, activities, admissions, or employment policies in accordance with Title IX of the 1972 Educational Amendments, executive order 11246 as amended, Section 504 of the Rehabilitation Act of 1973 and all other pertinent state and Federal regulations.

New Position Recommendation

Position Title:	Certified Nurse Assistant (CNA)
FTE:	1
# of Workdays/Year:	205
Salary:	Per Unit I CBA
Worksite:	High Point
Bargaining Unit:	Unit I
Department:	Special Education

**WASHTENAW INTERMEDIATE SCHOOL
JOB DESCRIPTION**

Job Title: Certified Nursing Assistant (1.0 FTE)
Workdays: 205-Days (July – June)
Department: Special Education Services
Reports To: Principal, Special Education Services
FLSA Status: Non-Exempt
Prepared By: Jennifer Parrelly, Principal of High Point
Traci Talley, Legal Assistant
Prepared Date: September 23, 2024
Approved By: Cassandra D. Harmon-Higgins, Esq.
Executive Director, Human Resources and Legal Services
Approved Date: September 24, 2024

The WISD’s Mission is to promote the continuous improvement of achievement for every student while providing high-quality service to our customers through leadership, innovation, and collaboration.

The WISD’s Vision is to be a leader in empowering, facilitating, and delivering high-quality, boundary-spanning, educational system that educates all children through an equitable, inclusive and holistic approach.

SUMMARY

The Certified Nursing Assistant (CNA) performs direct student care under the direct supervision of a Licensed Practical Nurse (LPN), Registered Nurse (RN), or other licensed medical professional. The CNA performs a variety of individualized student care activities and related non-professional services necessary in caring for the personal needs and comforts of students; assist with the implementation of student health programs and for providing general health services to students and staff as directed by the school nurse. The CNA will work in collaboration with other members of the healthcare and educational team to provide appropriate healthcare services to each student under the direction of the school nurse. The CNA strengthens and facilitates the educational process by improving and protecting the health status of students.

ESSENTIAL DUTIES AND RESPONSIBILITIES:

- Demonstrates a strong commitment to equity, social justice, and inclusion in all practices and position responsibilities.
- Demonstrates the ability to examine how his/her/their position (directly or indirectly) impacts educational inequities in student achievement outcomes.
- Engages in reflection and ongoing learning and development on critical concepts and terms identified in the Washtenaw ISD Educational Equity Policy, including concepts such as cultural proficiency, racial equity, and systemic and structural inequities.
- Performs necessary medical procedures on students (e.g. gastrointestinal tube replacement and tracheotomy replacement).
- Assesses student health needs and administers/assists with health-related tasks in accordance with appropriate methods.
- Provides student feeding and/or toileting.
- Requires astute observation skills as seizures present in a variety of ways; documents seizure activity.
- Determines whether a student is capable of eating by mouth for each meal.
- Follows strict physician orders for both oral and tube feeding.
- Calculates how much food and medications are to be administered via g-tube.
- Measures medications, foods and liquids to the nearest gram.
- Monitors and assists students, as required.
- Assesses and identifies the signs and symptoms of respiratory distress.

- Ensures compliance of the school health program with federal, state, and local laws, regulations and policies.
- Works as a liaison between staff, parent(s), student and RN, LPN or other licensed medical professional, as it relates to medical issues.
- Follows nursing care plans/health care plans for students.
- Provides first aid care and medically prescribed services.
- Maintains patient confidentiality of students; complies with FERPA, HIPPA, etc.
- Performs duties within scope of practice, as assigned, in an accurate and timely manner.
- Adheres to facility/client policy, procedures, and protocols at all times.
- Safeguards the client/patient by observing appropriate infection control procedures including but not limited to universal precautions.
- Notifies the supervising nurse of any abnormal findings or conditions.
- Maintains security of school health supplies.
- Maintains and inventories necessary medical supplies.
- Serves as a resource person on health issues.
- Provides follow-up evaluations on students as required.
- Corresponds with parents on health needs of children.
- Provides families with communications that are related to identifying cases of communicable diseases discovered in the school building.
- Demonstrates flexibility and adaptability in meeting the needs of all facilities.
- Monitors records immunizations, health findings and other relevant health data.
- Reports all appropriate communicable diseases to his or her immediate supervisor and the Health Department.
- Demonstrates knowledge of clerical functions.
- Attends regularly scheduled staff meetings.
- Adheres to WISD policies and procedures.
- Adheres to professional, ethical, and legal standards of practice.
- Completes new hire training as applicable to job site.
- Seeks regular opportunities for professional growth.
- Maintains regular, predictable attendance.
- **OTHER DUTIES AS ASSIGNED.**

SUPERVISORY RESPONSIBILITIES:

- N/A

QUALIFICATIONS:

To perform this job successfully, an individual must be able to perform each essential duty satisfactorily. The requirements listed below are representative of the knowledge, skill and/or ability required. Reasonable accommodations shall be made to enable individuals with disabilities to perform the essential functions.

EDUCATION and/or EXPERIENCE:

- High School Diploma or equivalent.
- Graduate from a Certified Nursing Assistant Program.
- Experience working with children and or work in the K-12 setting.
- Experience in nursing with students with disabilities; minimum, one year.
- Two years successful experience working with special education students or equivalent experience preferred.
- Meets all federal, state and local requirements.

CERTIFICATES, LICENSES, REGISTRATIONS:

- Current verifiable Michigan Certification as a nursing assistant in good standing per state requirements.
- Driver's License – (MI).

- Basic Life Support (BLS) / First Aid Certified.
- Current CPR if applicable.
- Valid Pharmacology Certification as recognized by the National Association of Practical Nurse Educators.
- TB Questionnaire, PPD or chest x-ray if applicable

LANGUAGE SKILLS:

- Demonstrates ability to effectively present information and respond to questions from groups of administrators, staff and the general public.
- Exhibits knowledge of medical terminology
- Demonstrates ability to write reports, business correspondence and procedure manuals.
- Exhibits ability to express self clearly, both orally and in writing.
- Demonstrates ability to effectively elicit/provide information to and from appropriate individuals (including, but not limited to, supervisors, co-workers, clients) via strong communication skills.
- Demonstrates ability to answer questions and provide information to District employees, outside agencies, and the general public requiring the interpretation and explanation of human resources program, policies and procedures.
- Exhibits computer proficiency.
- Exhibits ability to be flexible.

TECHNICAL SKILLS:

- Demonstrates ability to integrate technology into the everyday work flow is necessary.
- Demonstrates ability to utilize District technology and work to maintain proficiency, as required skill sets change with technology and/or the needs of the District.
- Demonstrates ability to use computer technology for research, data management, communications and other instruction.
- Demonstrates ability to use a personal computer (PC) or MAC in a networked environment to utilize the Internet and other electronic communication mechanisms.
- Exhibits knowledge of productivity applications such as Microsoft Office (word processing, spreadsheets, database and presentation software) is required.

MATHEMATICAL SKILLS:

- Demonstrates ability to apply the concepts of basic math, algebra and geometry consistent with the duties of this position.

REASONING ABILITY

- Demonstrates high proficiency in subject areas of: reasoning, problem solving, organizational dynamics and emotional intelligence.
- Exhibits ability to solve practical problems and deal with a variety of concrete variables in situations where only limited standardization exists.
- Exhibits high level of professionalism with the ability to handle confidential information, use good judgment, plan and handle complex projects and maintain a flexible attitude.
- Demonstrates ability to interpret a variety of instructions furnished in written, oral, diagram or schedule form.
- Demonstrates ability to define problems, collect data, establish facts and draw valid conclusions.

PHYSICAL DEMANDS:

The physical demands described here are representative of those that must be met by an employee to successfully perform the essential functions of this job. Reasonable accommodations may be made to enable individuals with disabilities to perform the essential functions.

While performing the duties of this job, the employee is regularly required to stand; walk; use hands to finger, handle or feel objects, tools, or controls; reach with hands and arms; talk or hear; and taste or smell. The employee is occasionally required to sit and stoop, kneel, crouch, or crawl. The employee must occasionally lift and/or move up to 50 pounds such as books and teaching material. Specific vision abilities required by this job include close vision, distant vision, and the ability to adjust focus. The ability to travel to other buildings is required. The position requires the individual to sometimes work irregular or extended work hours and meet multiple demands from several people.

ENVIRONMENTAL ADAPTABILITY:

The work environment characteristics described here are representative of those an employee encounters while performing the essential functions of this job. Reasonable accommodations may be made to enable individuals with disabilities to perform the essential functions. The noise level in the work environment is quiet to loud depending upon the activity in the particular part of the day. The employee is frequently required to interact with the public and other staff. The employee is directly responsible for the safety and well-being of students. The employee is exposed to infections at a greater risk than the average person. Occasionally the employee may be required to be outdoors for a short period of time, and therefore subject to varying weather conditions, for purposes of accomplishing the essential functions of this job.

FUNCTIONS OF POSITION DESCRIPTION:

This position description has been prepared to define the general duties of the position, provide examples of work and to detail the required knowledge, skills and ability as well as the acceptable experience and training for the position. The description is not intended to limit or modify the right of any supervisor to assign, direct and control the duties of employees under supervision. The WISD retains and reserves any and all rights to change, modify, amend, add to or delete from any portion of this description in its sole judgment.

This position description is not a contract for employment.

The WISD is an equal opportunity employer, in compliance with the Americans with Disabilities Act. The District will provide reasonable accommodations to qualified individuals with disabilities and encourages both prospective and current employees to discuss potential accommodations with the employer.

TERMS: Position subject to terms, conditions, and calendar of the Master Agreement between the District and Unit I AFT Local 3760. Starting salary ranging (dependent upon experience) from \$29,532 - \$34,407.

Washtenaw Intermediate School District is a drug-free workplace.

It is the policy and commitment of the Washtenaw Intermediate School District not to discriminate on the basis of race, color, religion, national origin, sex, disability, age, height, weight, familial status, marital status, genetic information, sexual orientation or any legally protected characteristic, in its educational programs, activities, admissions, or employment policies in accordance with Title IX of the 1972 Educational Amendments, executive order 11246 as amended, Section 504 of the Rehabilitation Act of 1973 and all other pertinent state and federal regulations.

New Position Recommendation

Position Title:	Special Education Teacher Consultant
FTE:	1.0
# of Workdays/Year:	185
Salary:	Per Unit II CBA
Worksite:	WAVE
Bargaining Unit:	Unit II
Department:	Special Education

**WASHTENAW INTERMEDIATE SCHOOL DISTRICT
JOB DESCRIPTION**

Job Title: Teacher Consultant - Washtenaw Alliance for Virtual Education (WAVE)
(185 Workdays: July 1-June 30)
Department: Special Education Services/WAVE
Reports To: Washtenaw Alliance for Virtual Education Program Director
FLSA Status: Exempt
Prepared By: Deborah Hester-Washington
Executive Director of Special Education Achievement & Compliance
Prepared Date: October 3, 2024
Approved By: Cassandra D. Harmon-Higgins, Esq.
Executive Director of Human Resources and Legal Services
Approved Date: October 4, 2024

The WISD's Mission is to promote the continuous improvement of achievement for every student while providing high-quality service to our customers through leadership, innovation, and collaboration.

The WISD's Vision is to be a leader in empowering, facilitating, and delivering high-quality, boundary-spanning, educational system that educates all children through an equitable, inclusive, and holistic approach.

SUMMARY:

The Washtenaw Alliance for Virtual Education (WAVE) and Washtenaw Intermediate School District (WISD) special education teacher consultant will be responsible for implementing the special education delivery model in accordance with the WEOC-WAVE instructional design and pedagogy in a manner that seamlessly transitions WAVE special education students into and through the WEOC-WAVE program.

ESSENTIAL DUTIES AND RESPONSIBILITIES:

- Demonstrates a strong commitment to equity, social justice, and inclusion in all practices and position responsibilities.
- Demonstrates the ability to examine how his/her/their position (directly or indirectly) impacts educational inequities in student achievement outcomes.
- Engages in reflection and ongoing learning and development on critical concepts and terms identified in the Washtenaw ISD Educational Equity Policy including concepts such as cultural proficiency, racial equity, and systemic and structural inequities.
- Supports WISD vision and mission to enhance achievement for all students.
- Demonstrates excellent customer service.
- The teacher consultant duties will include working as an Advisor, an academic/personal mentor to Special Education students.
- Special Education advisor responsibilities include working with students, family and faculty to develop a student's personalized learning plans, and IEPs.
- The WAVE teacher consultant will also assist students in accessing support resources.
- Individual will be responsible for working with WAVE Administration and the WISD to maintain compliance with district, state, and federal laws and regulations for the provision of special education services.
- Individual must be able to work a flexible daily, weekly and yearly work schedule that is aligned with the WAVE academic calendar.
- WAVE Special Education Teacher Consultant must actively participate and contribute to the WAVE Administrative and Instructional teams which includes, but is not limited to staff meetings, professional development and short term and long-term strategic planning.
- WAVE Special Education Teacher Consultant will be responsible for maintaining and updating assigned

instructional, team and special education records and student information documents.

- Regular, predictable attendance.
- Accessible, approachable manner.
- **OTHER DUTIES MAY BE ASSIGNED.**

SUPERVISORY RESPONSIBILITIES:

- N/A

QUALIFICATIONS:

To perform this job successfully, an individual must be able to perform each essential duty satisfactorily. Alternative requirements that may be appropriate and acceptable to the Board of Education may be considered. The requirements listed below are representative of the knowledge, skill and/or ability required. Reasonable accommodations may be made to enable individuals with disabilities to perform the essential functions.

EDUCATION and/or EXPERIENCE:

- Master's degree with certification in one or more areas of special education, including cognitive, EI and ASD is required.
- Ability to obtain teacher consultant approval from the State of Michigan.
- Three (3) years of successful teaching experience; at least two of which must be in the area of special education.
- Knowledge in the use of technology for communications and student instruction.
- Possess the skills to be an effective team member.
- A record of collaborative teamwork.
- Must possess strong communication, interpersonal and organizational skills.
- Must be able to demonstrate experience in collecting, entering, analyzing and using data to develop instructional targets for improved student achievement.
- Demonstrate experience in working with at-risk youth.
- Must be able to use technology efficiently and appropriately.
- Must be able to demonstrate knowledge of best practice standards in core content areas and instructional methods.
- Such alternatives to the above qualifications as the Board may find appropriate and acceptable.

CERTIFICATES, LICENSES, REGISTRATIONS:

- Must possess a valid Michigan teaching certificate with a special education endorsement.

LANGUAGE SKILLS:

- Ability to explain and demonstrate appropriate teaching techniques.
- Ability to read, analyze and interpret information including periodicals and professional journals.
- Ability to effectively present information and respond to questions from groups of educators, students and the general public.
- Ability to write lesson plans, IEP's and other related correspondence.
- Ability to direct the activities of others to execute student IEP goals.

TECHNICAL SKILLS:

- Ability to integrate technology into the everyday work flow is necessary.
- Ability to utilize District technology and work to maintain proficiency, as required skill sets change with technology and/or the needs of the District.
- Ability to use computer technology for research, data management, communications and other instruction.
- Ability to use a personal computer (PC) or MAC in a networked environment to utilize the Internet and other electronic communication mechanisms.
- Knowledge of productivity applications such as Microsoft Office (word processing, spreadsheets, database

and presentation software) is required.

MATHEMATICAL SKILLS:

- Ability to apply the concepts of basic math, algebra and geometry consistent with the duties of this position.

REASONING ABILITY:

- Highly proficient in subject areas of: reasoning, problem solving, organizational dynamics and emotional intelligence.
- Ability to solve practical problems and deal with a variety of concrete variables in situations where only limited standardization exists.
- Ability to interpret a variety of instructions furnished in written, oral, diagram, or schedule form.

INTERPERSONAL SKILLS:

- Ability to build rapport with others and to serve diverse publics.
- Ability to take initiative; work well with others as a collaborative team member and exhibit good communication skills.
- Ability to work effectively and collaboratively with other departments, agencies and individuals.
- Ability to work creatively and skillfully with students.
- Ability to demonstrate initiative and understanding in working with students, staff and parents/guardians.
- Ability to work in various environments including student's homes.
- Ability to consult effectively with teachers, parents, administrator and other professionals.

PHYSICAL DEMANDS:

The physical demands described here are representative of those that must be met by an employee to successfully perform the essential functions of this job. Reasonable accommodations may be made to enable individuals with disabilities to perform the essential functions.

While performing the duties of this job, the employee is regularly required to stand; walk; use hands to finger, handle or feel objects, tools, or controls; reach with hands and arms; talk or hear; and taste or smell. The employee is occasionally required to sit and stoop, kneel, crouch, or crawl. The employee must occasionally lift and/or move up to 50 pounds such as books and teaching material. Specific vision abilities required by this job include close vision, distant vision and the ability to adjust focus. The ability to travel to other buildings is required. The position requires the individual to sometimes work irregular or extended work hours and meet multiple demands from several people.

ENVIRONMENTAL ADAPTABILITY:

The work environment characteristics described here are representative of those an employee encounters while performing the essential functions of this job. Reasonable accommodations may be made to enable individuals with disabilities to perform the essential functions.

The noise level in the work environment is quiet to loud depending upon the activity in the particular part of the day. The employee is frequently required to interact with the public and other staff. The employee is directly responsible for the safety and well-being of students. The employee is exposed to infections at a greater risk than the average person. Occasionally the employee may be required to be outdoors for a short period of time, and therefore subject to varying weather conditions, for purposes of accomplishing the essential functions of this job.

FUNCTIONS OF POSITION DESCRIPTION:

This position description has been prepared to define the general duties of the position, provide examples of work and to detail the required knowledge, skills and ability as well as the acceptable experience and training for the position. The description is not intended to limit or modify the right of any supervisor to assign, direct

and control the duties of employees under supervision. The WISD retains and reserves any and all rights to change, modify, amend, add to or delete from any portion of this description in its sole judgment.

This position description is not a contract for employment.

The WISD is an equal opportunity employer, in compliance with the Americans with Disabilities Act. The District will provide reasonable accommodations to qualified individuals with disabilities and encourages both prospective and current employees to discuss potential accommodations with the employer.

TERMS:

This position is subject to terms, conditions, and calendar of the Master Agreement between the District and Unit II AFT Local 3760. Work calendar is 185 days: July 1–June 30. Starting salary ranging (dependent upon experience) \$47,180 - \$101,817.

Washtenaw Intermediate School District is a drug-free workplace.

It is the policy and commitment of the Washtenaw Intermediate School District not to discriminate on the basis of race, color, religion, national origin, sex, disability, age, height, weight, familial status, marital status, genetic information, sexual orientation or any legally protected characteristic, in its educational programs, activities, admissions, or employment policies in accordance with Title IX of the 1972 Educational Amendments, executive order 11246 as amended, Section 504 of the Rehabilitation Act of 1973 and all other pertinent state and Federal regulations.



Washtenaw I S D

A REGIONAL EDUCATIONAL SERVICE AGENCY

TO: Naomi Norman, Superintendent & Washtenaw Superintendents Association

FROM: Sarah Hierman, Grants & Special Projects Coordinator

DATE: October 8, 2024

RE: Washtenaw County Public Safety and Mental Health Preservation Millage Proposal

WISD has been developing a proposal in response to a newly released Request for Proposal process from Washtenaw County Community Mental Health (WCCMH). While WISD has a current three year contract to provide mental health-related services and supports such as Handle With Care, Mom Power, Youth Mental Health First Aid, and ACES/Trauma training, as well as develop new initiatives to support identified gaps in services to schools, WCCMH recently changed its funding process to create more opportunities for service expansion throughout the county. WISD has been asked to reapply for the final 9 months of the current contract and align the proposal with the WCCMH fiscal year (January-June). A multi-year funding request remains an opportunity.

As a result, we are requesting Board of Education approval to submit a proposal for continued mental health funding from WCCMH. While the budget is currently being completed, the tentative amount of the proposal is projected to exceed the previously approved funding request of \$2,312,658 over a three year funding period. The proposal would continue to support the aforementioned mental health services and supports, providing staff capacity for continued training, development of strategic partnerships, and provide resources (such as mini grants) to Washtenaw County LEAs.

Board of Education approval of this proposal would allow us to proceed with submission to the Millage Advisory Committee for consideration.

Please let me know if there are any questions or concerns related to this request.

REQUEST FOR PROPOSAL

#8677

Millage Funded Expansion of Behavioral Health Services

FOR

Washtenaw County Community Mental Health (WCCMH)

Issued By:

Washtenaw County Purchasing
Administration Building
220 N. Main Street
Ann Arbor, MI 48104

Abdimalik Farah,
Purchasing Analyst
(734) 222-6761



Proposal Submitted by:

Washtenaw Intermediate School District

Please type Bidder's Company Name & include as proposal cover.

SIGNATURE PAGE

<u>Naomi Norman</u>	<u>10/15/2024</u>
Signature of Authorized Signer	Date
<u>Naomi Norman</u>	<u>38-1717462</u>
Contact Name (Print)	Federal Tax Identification Number
<u>Superintendent</u>	<u>Washtenaw ISD</u>
Title	Company Name
<u>734-994-8100</u>	<u>1819 S Wagner Rd, Ann Arbor</u>
Office Phone Number	Company Address
<u></u>	<u>Ann Arbor MI 48103</u>
Cell Phone Number	City State Zip
<u>nnorman@washtenawisd.org</u>	<u>Washtenaw</u>
Contact Email	County

The above individual is authorized to sign on behalf of company submitting proposal.

Proposals must be signed by an official authorized to bind the provider to its provisions for at least a period of 90 days. Signature page must be signed, box checked below, and returned as part of vendor proposal. **Please include as the second page of bid package after the RFP cover sheet.**

By signing this bid submission, I certify that I and/or my corporation, company, limited liability company, business association, partnership, society, trust or any other non-governmental entity, organization or group is not an "Iran linked business" as defined by P.A. 517 of 2012 (MCLA 129.311 et seq)("Act").

I understand that under the Act, an "Iran linked business means an individual or one of the above-listed groups who engages in investment activities in the energy sector of Iran, including, but not limited to, providing oil or liquefied natural gas tankers or products used to construct or maintain pipelines used to transport oil or liquefied gas for Iran's energy sector or a financial institution extending credit to another person to engage in investment activities in Iran's energy sector.

I further understand that "investment activity" is defined by the Act as an individual or one of the above listed groups that invests \$20,000,000.00 or more in Iran's energy sector or a financial institution that extends credit to another person, if that person uses the credit to engage in "investment activity" in Iran's energy sector.

Narrative Service Questions

Please answer the following narrative service questions:

1. Describe your proposal, how it will increase/expand services, and state which funding category your proposal falls within. (30 points)

The Washtenaw Intermediate School District (WISD) is currently the recipient of a three-year millage funded grant intended to expand the availability of mental health resources to school attending youth throughout the county. This award and subsequent contract was originally intended to run through September 30, 2025. Based on the changes in the county funding process, Washtenaw ISD is proposing a new three-year scope of work that continues to align with the needs of youth in Washtenaw County but is adjusted based on learning from the first three years of implementation. This proposal also realigns the budget with the new RFP cycle for the funding, with services beginning January 1, 2025, and running through December 31, 2027.

Mental health services at WISD are aligned with the Multi-tiered System of Support (MTSS) framework used in many school districts to identify appropriate level of services and supports for students. MTSS is a proactive approach that aims to identify academic and behavioral challenges and barriers, serving as an early warning system for children and their families. At the base of the triangle or pyramid used to depict MTSS is classroom level of support, the middle tier consists of small group intervention, and the upper tier represents individualized support.

WISD's three-tiered model of supports is similarly structured. The base represents mental health support that can be delivered en masse within the classroom (Universal Prevention), the middle tier focuses on small group intervention (Early Intervention), and the upper tier is an individualized approach defined by each student's needs or concerns (Crisis Response). Each tier has a clearly defined purpose, and appropriate interventions and responses are identified to address that purpose. Additionally, a student can move up and down the triangle based on their status at a particular time; screenings and assessments can be applied as needed through activities performed in Tiers I and II.

Interventions

WISD has been working to develop interventions in Tiers I and II since 2015, partnering with Transforming Research into Action to Improve the Lives of Students (TRAILS) to fund and train local districts on the TRAILS model for school delivery of CBT and, more recently, create and provide training on a social emotional learning curriculum for grades K-8. Additional mental health opportunities in schools have since presented themselves through the availability of funding from the state (31n), from the Washtenaw County Public Safety and Mental Health Preservation Millage, and local foundations. These efforts have resulted in the following supports and interventions throughout Washtenaw County.

Tier I Universal Prevention

SEL Curriculum: Funded with 31n(12) funds, TRAILS developed a K-12 curriculum to support students in the classroom.

TRAILS Self-Care: A recorded webinar for school professionals to support their personal well-being through utilization of self-care strategies. Available via WISD website; some strategies appropriate for high school students.

ACES Training: WISD staff trainer is available to educate staff on trauma as it relates to Adverse Childhood Experiences.

Early Childhood Curriculum: Used in pre-k programming to support SEL.

Screenagers: These films provide ways in which parents, counselors, and educators can help teens build crucial skills for navigating stress, anxiety, and depression. Watch parties for parents and educators may be coordinated in-person or online.

Michigan Model for Health: Curriculum includes modules supporting messaging and learning on mental health, substance use, and other key health factors contributing to mental health such as physical activity. Activities are targeted to building health educators and funding provided by Michigan Department of Health

and Human Services supports purchase of the online curriculum and professional learning for the educators. Anti-Stigma Mini-Grants: Elementary and secondary buildings can apply for up to \$5,000 to support student-led anti-stigma and mental health projects.

Youth Mental Health First Aid: Core team of trainers can provide training of any staff to identify signs and symptoms of anxiety and depression.

Tier II Early Intervention

TRAILS CBT: All secondary buildings in Washtenaw County have had staff trained to provide CBT in buildings. Recent 31p funding allows for continued training of the TRAILS Cognitive Behavioral Therapy model in middle school buildings to address staff transitions and increased need for support.

Clinical Services: Funding (31n(6)) to support direct clinical services to general education students. Currently, 3.25 LMSWs support young people in Lincoln, Manchester, Milan, Saline, Whitmore Lake, and Ypsilanti. WISD is currently working with Ann Arbor to develop a strategy for staffing that accommodates the different scale of need in the district.

Mom Power: Evidence-based program based on 10-week curriculum providing strategies and support for low-income mothers and their pre-k children. Strong Roots Cafes is a follow-up program, giving parents a chance to continue to convene, review strategies learned in the Mom Power curriculum and develop a community of practice and support network.

Tier III Referral and Crisis Services

PES Referral Tool: Developed in partnership with TRAILS and PES, tool seeks to streamline referral decision-making process.

Current Millage Funded Interventions

Since March of 2020, WISD has been convening a group of school administrators and behavioral health professionals from all public schools, inclusive of public school academies (i.e., charter schools) to review needs of students throughout the county and elicit feedback and input on the direction of services offered. These monthly Mental Health Action Team meetings provided critical feedback on the growing level of need in school buildings in all grade bands. Common themes from these meetings included requests for trauma-informed care training, self-care tools for students, staff, and parents, support for identifying young people in crisis, increased capacity for therapy, strategies for increasing behavioral challenges with students, and, more recently, growing concerns around young people self-medicating to numb emotions.

In June of 2021, WISD provided the Washtenaw Superintendents Association, representing each of the nine public school districts, with an overview of need observations based on intersecting areas of work, including homelessness identification, truancy, and outreach efforts. Not only were students showing up in multiple sectors, they were also facing systems barriers outside of school which were contributing to further trauma, stress, anxiety, and depression. WSA concurred that staff were seeing these same systems issues and the impact they were having on students and families and with the identified needs but also cited the need to pause to see how school operations looked in the following school year. A follow-up meeting attended by WSA, WCCMH, and WISD staff saw a review of current interventions and asked for additional feedback on what schools needed now that schools were in person and could fully see the depth and breadth of the mental health need in young people. Based on this feedback, WISD identified additional options within each tier to further solidify support. Those options were incorporated into the initial proposal to CMH and are outlined as follows:

Universal Prevention

Mindfulness Curriculum: Training on mindfulness curriculum Learning 2 Breathe to support high school students in building skills that support mindfulness. Potential use as elective (or other applications).

Equity-Centered Trauma-Informed Book Study: Based on a book by Alex Shevrin Venet, provides examples of how to implement proactive trauma-informed practices based in equity.

Family Education Series: Hosting informational sessions on how to access help and support in Washtenaw County and when help-seeking might be appropriate.

Public Campaign: Similar to public health campaigns such as “Wish You Knew” but targeted to families to

help identify signs and symptoms of when help-seeking might be needed and how to access support.
Substance Use Services Coordination: An area of growing concern, SUD has been increasing in schools, often co-occurring with other behavioral health concerns. WISD would like to begin developing a parallel system of support based on the three-tiered model with Universal Prevention, Early Intervention, and Referral and Crisis Service interventions clearly identified and implemented.
Anti-Stigma Mini-Grants: Mini grant awards made to elementary and secondary buildings across Washtenaw County to support student led campaigns intended to break the stigma behind mental health and help seeking.

Early Intervention

Screener/BHWorks: Countywide web-based system for managing care, care-related documents, Medicaid billing, and screeners and diagnostics (in progress).

Substance Use Services: Develop targeted family/community approach to help identify students using and connect to resources for support. In addition, develop a model for provided substance use focused CBT (e.g., Mindfulness Based Substance Abuse Treatment for Adolescents) for groups in secondary buildings. Develop targeted family/community approach to help students who are using connect to services.

Regional Wraparound Teams: Development of regional multi-disciplinary teams positioned to support youth and families with a holistic care approach.

Prevention Peer Outreach: Redesign of the Education Project for Homeless Youth to move towards case management and provision of wraparound support for at-risk students (not limited to homeless); includes embedding of MDHHS prevention worker for ease of connection to state resources.

Mom Power: Evidence-based program based on 10-week curriculum providing strategies and support for low-income mothers and their pre-k children. Strong Roots Cafes is a follow-up program, giving parents a chance to continue to convene, review strategies learned in the Mom Power curriculum and develop a community of practice and support network.

Clinical Services: Match funding is a requirement for the WISD to take advantage of state funding (31n(6) to support direct clinical services to general education students. Currently, there are 6.0 LMSWs serving on the WISD's Bridge Team, which supports young people throughout Washtenaw County. In order to continue to capture those funds, the millage has provided match funding in the amount of \$81,780 to support these clinicians in their work.

Referral and Crisis Services

Systems Outreach and Education: While schools have been working to build in supports at Tiers I and II, there is growing need for support at Tier III. The Washtenaw County superintendents have requested a forum or platform on which to clearly identify the role of schools in mental health and work with community partners, such as primary care physicians, to identify additional opportunities to support students when the need is beyond the scope of education.

Tier III Inter-Agency Youth Crisis Coordinator: A position that sits between WISD and WCCMH to provide effective bridging of care for youth identified in either system. Position would be hired by WISD but support both agencies and have access to each agency's data systems to better serve and connect young people. The scope of the position would include both mental health and substance use treatment needs.

Proposed Millage Funded Interventions

Based on implementation of the current funded initiatives, WISD is proposing another multi-year request that would allow it to sustain current services and expand those services to better support youth mental health initiatives throughout the county. The requested funding, which is \$1,114,475 (Year 1), \$1,088,625 (Year 2), and \$962,050 (Year 3), or a cumulative total of \$3,201,850 over the three year period, represents the continuation of current initiatives with some expansion and minor modification of the previous budget. These can be broken down into each of the following funding categories:

Expansion of Behavioral Health Services- Year 1 Request: \$1,114,475

There are several scopes of work that fall into the category of Expansion of Behavioral Health Services. Of the current funded initiatives, there are several included in this request, including a staff position to manage/coordinate Tier I, II, and III supports (i.e., Mini-grants, Handle With Care, Youth Mental Health First Aid, Mindfulness Curriculum, Systems Outreach and Education, etc.; 1.0fte), the Inter-Agency Youth Crisis

Coordinator, and operational expense for the aforementioned initiatives. These operational expenses include funding to support annual distribution of mini-grants to schools, operation of Mom Power and Strong Roots Cafes, and matching funds to support the WISD Bridge Team, which provides clinical social work services directly to students in schools.

Modifications to the budget include the addition of three 0.5 FTE Mental Health Practitioners. These positions would be co-funded using 31n(6) funds (50/50); because 31n(6) is restricted funding, braiding the position together with local funds would allow for flexibility in service provision to youth through the addition of Wraparound services and supports to students. The Year 1 (and 2) request also includes a contract with the University of Connecticut to provide comprehensive training on the Wraparound model, allowing WISD to effectively expand the availability of wraparound to students and families throughout the county.

Housing/Homelessness Expansion of Services- Year 1 Request: \$36,800

The current funding created an opportunity for the Education Project for Homeless Youth (EPHY) to contract with MDHHS to support the addition of a Peer Prevention Eligibility Worker. The goal was to directly connect McKinney Vento Homeless Youth (MV) and families into services provided through MDHHS. Unfortunately, this proved far more complicated to navigate than expected. Therefore, WISD is requesting to repurpose some of the originally allotted Year 3 expected budget of \$85,243 to include \$16,800 for an Education Project specific Trusted Parent Advisor. This individual would be dedicated support to assist families with navigating systems of care. Additionally, WISD would like to use \$20,000 to increase the FTE of the Education Project manager, who is an Ozone House employee, from .75FTE to a 1.0FTE. This would allow EP to expand its support for youth and families experiencing homelessness, further connecting them to community resources and supporting them through those processes more intentionally.

2. What geographic areas of Washtenaw County will you provide services (Ann Arbor, Ypsilanti, Saline, Manchester, Chelsea, etc.)? Explain your capacity in each area. (6 points)

The WISD provides services to school districts and youth with a lens on the entire county. All initiatives are focused on the identification of resources and provision of those resources to all communities throughout. However, because of the WISD's focus on equity, services tend to be focused on communities located on the east side of the county, including Ypsilanti and east Ann Arbor. In order to achieve this, capacity is constantly being assessed and strategies to help mitigate need developed. For example, need on the west side of the county looks quite a bit different in terms of the availability of direct clinical support for students. For example, Dexter Community Schools has several staff who have capacity to support students; however, their needs come in the form of additional tools and resources for those individuals to support, as well as outreach tools for youth outside of school hours. With that in mind, most direct clinical support is focused on the east side, particularly in the districts of Ypsilanti Community Schools and Lincoln Consolidated Schools and a broad range of tools and support are developed for all districts.

3. Describe the population you will serve (youth, adult, individuals of color, I/DD, MI, seniors, SUD, etc.). (6 points)

The primary population being served are school-age youth, ages 5-18. Services may be provided on an emergent need to anyone interacting in a district; however, most services are provided to school-age youth, inclusive of youth of color and in need of mental health or SUD assistance.

4. How does your proposal address or impact the health-related social needs? (7 points)

Health-related social needs are built directly into the scope of work outlined in the proposal. Youth are provided with opportunities for different modalities of support, which assist in breaking down social stigma around help-seeking. For example, the Bridge Team offers group options for supporting youth. Further, all other interventions include social components directly into their services. Mom Power directly provides social support to build protective factors among low-income mothers. Similarly, by focusing on breaking down potential stigma, the scope of work creates new opportunities for youth to seek help using healthy strategies.

5. How does your proposal address current inequities with access to care? (7 points)

While encompassing youth across the county, some of the core aspects of work are heavily focused on the east side of the county. For example, the Bridge Team is intentionally centered in both Ypsilanti Community Schools and Lincoln Consolidated Schools in order to meet students where they are. Many of these young people have no insurance and are more likely to go without mental health support. To that end, all services are pushed into schools and are provided in the community in which students and families live in order to best support them. Similarly, the proposal includes coordination of support that allow WISD to remain focused on areas of need throughout the county and provide direct navigation support and services when youth and families are in need. It also allows the WISD to approach youth and families from a holistic lens, really allowing staff to look at the actual need rather than providing short-term, temporary responses to need.

6. What is your ability and/or capacity to address substance use disorder needs? (5 points)

While one of the Bridge Team members has certifications that allow them to serve youth with substance use needs, the focus of the WISD has been on identification of needs, building awareness, and connecting schools, youth, and families to providers who are better equipped to meet needs. However, to better assess the needs, WISD recently completed a comprehensive needs assessment focused on SUD and is preparing to release the data and recommendations for next steps. These recommendations will be entirely focused on serving the growing SUD need among youth in schools and focus on harm reduction strategies when possible.

7. Describe any specialties your organization has (i.e., serving individuals with specific diagnosis, non-English language specialty, other specialty trainings, etc.). (5 points)

As an educational entity, the WISD has capacity to serve youth with different levels of need. Special populations, such as English Learners, Immigrants, homeless students, foster youth, Special Education, and justice involved youth, are all areas in which staff are trained and have access to resources to support. Schools are built to adapt to individual student needs to best services them and that translates to all aspects of involvement, including the provision of services and resources.

8. Describe how your agency will ensure RFP and contractual compliance, along with communication between WCCMH staff and your organization's staff. What systems are in place to ensure reporting and invoicing requirements are met? (7 points)

In order to meet all RFP and contractual requirements, WISD is assigning one staff person to managing reporting and invoicing. This individual will work with team members responsible for implementation to ensure timely receipt of reporting information. Further, the individual will set routines for regular invoicing to the county, including setting a calendar appointment to generate the actual invoice and support documentation. Finally, this individual will identify a secondary staff person who will be responsible for ensuring submission requirements are met in the event the primary staff has a conflict.

9. Describe how the expected service expansion and/or impact can be sustained beyond this millage funding period. (7 points)

One of the primary methods for sustaining funding beyond the life of the mileage funding period is the accrual of Medicaid billing. WISD captures Medicaid reimbursement for eligible students and families and those funds generated by general education staff (e.g., the Bridge Team) are earmarked specifically for continuation of services long-term. One other mechanism for sustainability is the focus on ensuring all possible interventions (i.e., Mom Power, Mindfulness Curriculum, etc.) are implemented with a train-the-trainer model, ensuring longevity of service delivery.

Budget and Justification

A. Personnel

REQUEST – Personnel Narrative

Position	Name	Key Staff	Year 1	Year 2	Year 3	Level of Effort	Total to Charge to Proposal
Program Manager	Shannon Novara	Yes	\$95,020	\$96,920	\$98,859	100%	\$290,799
Program Coordinator- Mom Power	Margy Long	Yes	\$8,084	\$8,248	\$8,577	7.62%	\$24,909
Program Mgr- Mom Power	Colleen Klus	Yes	\$39,933	\$40,732	\$41,546	54%	\$122,211
Inter-Agency Coordinator	Stacey Doyle	Yes	\$72,868	\$75,782	\$78,814	75%	\$227,464
Mental Health Practitioner	Sarah LeVar	Yes	\$52,395	\$54,491	\$56,670	50%	\$163,556
Mental Health Practitioner	TBD	Yes	\$50,278	\$51,777	\$52,812	50%	\$154,867
Mental Health Practitioner	TBD	Yes	\$50,278	\$51,777	\$52,812	50%	\$154,867
Total Salaries:			\$368,856	\$379,727	\$390,090		\$1,138,673

REQUEST – Personnel Justification

All salaries are determined by WISD collective bargaining unit agreements. Direct clinical services fall into the WISD Unit II Bargaining Unit, while all others fall into what is called the Non-Affiliate Bargaining Unit. Salaries are determined based on initial job description including qualifications required for the position and placement on the salary scale is based on relevant years of experience. Automatic pay increases are budgeted into each employee’s salary and occur at the start of each WISD fiscal year (July 1). Salaries contained in the Personnel Narrative were calculated to include that 2% automatic increase as well as a 2% CIL increase. The indicated positions and responsibilities related to the proposal are as follows:

1. The Program Manager provides coordination and implementation oversight of all non-clinical aspects of the initiatives, including direct operation of Handle With Care, coordination of Youth Mental Health First Aid, coordination of Parent/Family Engagement initiatives, mini-grants, and systems coordination among partners for SUD. This position is budgeted at a 1.0FTE as the position was created specifically for this scope of work.
2. The Program Coordinator will coordinate project service and activities, including training, communication, and information dissemination specific to Mom Power.
3. The Program Manager (Mom Power) provides daily oversight of Mom Power activities, including the recruitment of participants, coordination of Trusted Parent Advisors, who conduct program outreach, and onsite support for activities.
4. Inter-Agency Coordinator is a position that sits between WISD and WCCMH to provide effective bridging of care for youth identified in either system. The position was hired by WISD but support both agencies and have access to each agency’s data systems to better serve and connect young people. The position was originally funded at a 1.0FTE, but this portion of the role will be funded at .75, with an additional .25FTE in a separate proposal for a Youth Assessment Center.
5. Mental Health Practitioners provide a combination of services that include direct clinical care to students and development of new opportunities to provide mental health support to students. Wraparound will play a role in this position and WISD is asking CMH to fund 3-0.5FTEs to support this portion of the practitioners’ work.

B. Fringe Benefits

REQUEST - Fringe Benefits Narrative

Position	Name	Rate	Salary Year 1	Salary Year 2	Salary Year 3	Fringe Year 1	Fringe Year 2	Fringe Year 3	Total to Charge to Proposal
Program	S.	76%	\$95,020	\$96,920	\$98,859	\$72,200.00	\$73,116.00	\$74,578.00	\$219,894.00

Manager	Novara								
Program Coordinator-Mom Power	M. Long	55%	\$8,084	\$8,248	\$8,577	\$4,499.00	\$4,679.00	\$4,866.00	\$14,044.00
Program Mgr-Mom Power	C. Klus	85%	\$39,933	\$40,732	\$41,546	\$34,017.00	\$34,697.00	\$35,391.00	\$104,105.00
Inter-Agency Coordinator	S. Doyle	76%	\$72,868	\$75,782	\$78,814	\$55,496.00	\$57,716.00	\$60,025.00	\$173,237.00
Mental Health Practitioner	S. LeVar	56%	\$52,395	\$54,491	\$56,670	\$29,341.00	\$30,515.00	\$31,735.00	\$91,591.00
Mental Health Practitioner	TBD	56%	\$50,278	\$51,777	\$52,812	\$28,156.00	\$28,995.00	\$29,575.00	\$86,726.00
Mental Health Practitioner	TBD	56%	\$50,278	\$51,777	\$52,812	\$28,156.00	\$28,995.00	\$29,575.00	\$86,726.00
Total Salaries:			\$368,856	\$379,727	\$390,090	\$251,865	\$258,713	\$265,745	\$776,323

REQUEST – Justification for Fringe Benefits

The Washtenaw Intermediate School District’s fringe benefit categories include retirement and pension contributions, FICA, health insurance, optical and dental insurance, long-term/short-term disability insurance, life insurance, social security, and state/federal taxes. Fringe rates for individual employees differ based on their individual circumstances, benefit selections, and retirement eligibility per state department of education guidelines. Fringe rates for designated employees are budgeted at employee’s actual fringe rate; vacant positions are budgeted at 56%, which can be broken down into the following:

Fringe Category	Rate
Retirement	44.6%
FICA	7.65%
Other (Insurance, SSN, etc.)	3.75%
Total	56.00%

C. Travel

WISD follows documented travel policies adopted and updated by its Board of Education annually. The following narrative outlines anticipated travel expenditures for each year of the grant.

REQUEST – Travel Narrative

Purpose	Destination	Item	Calculation	Year 1	Year 2	Year 3	Total to Charge to Proposal
Mileage	Washtenaw Cty Schools	Mileage	7829 anticipated miles @ \$0.675/mile	\$5,285	\$5,285	\$5,285	\$15,855
Conf & Workshop	Participation in Special Populations Conf (Lansing), state MDHHS conferences (Location TBD)	Conference attendance	Three conferences for Program Manager, including registration, hotel, mileage, food, parking; \$1000/conference.	\$3,000	\$3,000	\$3,000	\$9,000
Total Travel:				\$8,285	\$8,285	\$8,285	\$24,855

REQUEST: Travel Justification

Local travel is needed by all individuals indicated in the Salary narrative to attend local meetings and project activities. Local travel rate is based on WISD’s current reimbursement rate for privately owned vehicles, \$0.675/mile.

Travel also includes \$3,000 for the Program Manager to use for attendance at conferences in which relevant content is being presented. For example, the Special Populations Conference is an annual, 2-3 day event, held in East Lansing. Total cost for the Program Manager to attend the conference and stay for the duration is estimated at \$1,000. Relevant content at this specific conference includes Handle With Care.

D. Equipment

WISD has a cost capitalization threshold for equipment under \$5,000 and, as a result, budgets technology such as laptops and desktops as equipment. WISD is proposing the purchase of four (4) laptops, one for the Program Manager and one each for the Mental Health Practitioners. The full cost is being requested for all four given that equipment is an unallowable purchase with 31n(6) funds, which is the balance of the Mental Health Practitioner fte. WISD automatically replaces laptops and desktops every three years; the Program Manager would receive a replacement and the remaining three would be first time purchases. The type of laptop is left to employee discretion; devices are purchased using all required processes and choices are offered to employees but restricted within what is available based on bulk purchasing.

REQUEST – Equipment Narrative

Item	Qty	Amount	% Charged to Proposal	Year 1	Year 2	Year 3	Total to Charge to Proposal
Laptop	4	\$1,000	100%	\$4,000	\$0	\$0	\$4,000

E. Supplies

REQUEST – Supplies Narrative

Item	Description/Rate	Cost- Year 1	Cost- Year 2	Cost- Year 3	Total to Charge to Proposal
Printing	10000 color copies @ \$0.10/copy	\$1,000	\$1,000.00	\$1,000	\$3,000
Office Supplies	Misc supplies including paper, folders, pens, staples, paperclips, binders. \$83/month.	\$1,000	\$1,000	\$1,000	\$3,000
Other Supplies/Materials	Food for Mom Power, supplies for child care (incl toys, coloring books, books); \$1,240/mo (Year 1).	\$14,880	\$14,500	\$14,500	\$43,880
		\$16,880	\$16,500.00	\$16,500	\$49,880

REQUEST – Supplies Justification

1. An allowance for printing was included so that traditional, grassroots marketing materials could be developed (in-house) and reproduced for dissemination.
2. The Program Manager and Mental Health Practitioners will require access to basic office supplies; a collective budget of \$1,000/year will support all individuals' needs.
3. Mom Power and Strong Roots Cafes will require the bulk of material and supply purchases. All participants are provided with a meal and snacks for each convening. Additionally, because child care is provided, funds would be used to support any needed activity purchases for the duration of the event. It is anticipated that there will be one event each (Mom Power & Strong Roots Cafes) per month, with 10 adult participants and an additional 10 youth participants per event. With food budgeted at \$30/person, the monthly total is anticipated to be \$1,200, leaving \$240/month for coloring books, crayons, play-dough, books, and other items for care givers to support youth activities while parents are in session.

F. Contract

REQUEST – Contracts Narrative

Name	Service	Rate	Year 1	Year 2	Year 3	Total to Charge to Proposal
Zero to Thrive	Training of trainers, evaluation	Variable; see Addendum H	\$49,978	\$51,080	\$52,210	\$153,268
University of Connecticut	Wraparound training of trainers	Variable; see Addendum I	\$140,000	\$140,000	\$0	\$280,000
Ozone House	McKinney Vento homeless youth services	\$20000/Year	\$20,000	\$20,000	\$20,000	\$60,000
Educator Contractors	Development of Mindfulness Curriculum; field testing, training	8 contractors, \$50/hr, 218 hrs (Year 1), 5 contractors Year 2 and 3	\$87,191	\$10,000	\$5,000	\$102,191
Michelle Myers	Education Project Trusted Parent Advisor	\$20/hr, 20hrs/week, 42 weeks	\$16,800	\$16,800	\$16,800	\$50,400

Trusted Parent Advisors	Conducted outreach, mentoring, and follow-up support to local parents participating in Mom Power and Strong Roots Cafes	\$20/hr, 400 hrs	\$8,000	\$8,000	\$8,000	\$24,000
Mom Power Facilitators	Community partner consultants contracted to facilitate groups	\$20/hr, approx 6hrs/session (includes prep time), 2 facilitators/session	\$12,000	\$12,000	\$12,000	\$36,000
Child Care Providers	Community partner consultants contracted to provide child care for Mom Power sessions	Approx 5.5 hrs, \$20/hr, 2 people/session, 2 sessions per month, 12 months	\$5,640	\$5,640	\$5,640	\$16,920
Total Contractors/Consultants:			\$339,609	\$263,520	\$119,650	\$722,779

REQUEST – Contract Justification

Each of the listed names indicated in the Contracts Narrative are contractors. Costs are negotiated individually and in accordance with WISD Board of Education procedures for purchasing and procuring.

The contract with Zero to Thrive is essential for the continuation and expansion of Mom Power and Strong Roots Cafes; Zero to Thrive is evaluating the program for impact on participants, as well as to gauge the efficacy of the program. Since this is a train-the-trainer model, each year of program delivery and evaluation contributes to long-term sustainability of the initiative. Additionally, subsequent contracts with Trusted Parent Advisors, Facilitators, and Child Care Providers are essential to the daily operation of Mom Power and Strong Roots Cafes.

The University of Connecticut is a fairly new potential contractor for WISD. WISD will be braiding millage funds together with 31n(6) to provide wraparound facilitator training and train-the-trainer model development, working with the university. The scope of work has been attached as Addendum H. Without this training, WISD will be unable to shift services to be more holistic in support for youth and their families.

The Ozone House additional \$20,000/year will augment a current contract that WISD holds with the organization. Essentially, WISD is funding a 0.75FTE Ozone House employee using federal McKinney Vento grant funds to operate the Education Project for Homeless Youth. By increasing the contract by \$20,000 per year, the employee could be a dedicated 1.0FTE to EPHY. Further, adding the EP TPA (Michelle Myers) will allow services to be expanded to include more intensive case management. This complements the move towards wraparound support as EPHY would be positioned to support the wraparound team with identifying tangible supports to fulfill family basic needs as those issues materialize.

Finally, educators have been working on individual time to develop a Mindfulness curriculum to be rolled out as an elective to all secondary buildings in the county. The final development of the modules are slated to be completed by end of February 2025 at which time the curriculum will move into a pilot phase, followed by a comprehensive training roll-out. Educators involved in the development of the curriculum are being individually compensated through an educator stipend contract for time spent on task at a rate of \$50/hr.

G. Other

REQUEST – “Other” Narrative

Item	Rate	Cost Year 1	Cost Year 2	Cost Year 3	Total to Charge to Proposal
Mini-grants	Up to 32 grants awarded at approx \$2500/grant	\$80,000	\$80,000	\$80,000	\$240,000
31n(6) Match	Fixed rate at \$81,780	\$81,780	\$81,780	\$81,780	\$245,340
Total Other:		\$161,780	\$161,780	\$161,780	\$485,340

REQUEST – “Other” Justification

The two lines items contained in the “Other” budget category are unique to WISD. Mini-grants are a direct grant-making program to local school buildings to support internal anti-stigma mini grant campaigns. WISD runs a competitive process in which buildings submit a proposal and WISD works with them to ensure activities are aligned with the intent of the millage funds.

Similarly, the 31n(6) match is a required component in order for WISD to be able to capture state funds for direct clinical services. Initially, the required match was 20%, but WISD has kept the match request static and supplemented with additional in-kind support. The current match percentage rate is 6.6%.

A. Total Direct Charges

TOTAL REQUEST	\$3,201,850*
----------------------	---------------------

**Three year total.*

B. Indirect Cost Rate

WISD will not be requesting indirect costs.

Provide the total proposed project period funding as follows:

Proposed Project Period

- a. Start Date: 1/1/2025
- b. End Date: 12/31/2027

BUDGET SUMMARY (should include future years and projected total)

Category	Year 1	Year 2*	Year 3*	Total Project Costs
Personnel	\$368,856	\$379,727	\$390,090	\$1,138,673
Fringe	\$251,865	\$258,713	\$265,745	\$776,323
Travel	\$8,285	\$8,285	\$8,285	\$24,855
Equipment	\$4,000	0	0	\$4,000

Category	Year 1	Year 2*	Year 3*	Total Project Costs
Supplies	\$16,880	\$16,500	\$16,500	\$49,880
Contractual	\$339,609	\$263,520	\$119,650	\$722,779
Other	\$161,780	\$161,780	\$161,780	\$485,340
Total Direct Charges	\$1,151,275	\$1,088,525	\$962,050	\$0
Indirect Charges	NA	NA	NA	\$0
Total Project Costs	\$1,151,275	\$1,088,525	\$962,050	\$3,201,850

Addendum A Bidder's Qualifications

Washtenaw Intermediate School District (WISD) has been operating as an educational entity in Washtenaw County since 1962. It is qualified to bid on county services, having an annual budget of more than \$30,000,000 that includes federal, state, and local funding, and not having been found to be in compliance with bid requirements. Key staff who will be responsible for managing the bid process, any subsequent contracts, internal budgeting, and external grant management include:

Brian Marcel, Associate Superintendent: Mr. Marcel has overseen all Business Office and compliant related aspect of WISD's operations for 40 years.

Sherri Papazoglou, Finance Director: Ms. Papazoglou oversees all financial transactions, auditing, and other financial aspects of operations. She has been with WISD since 2013.

Sarah Hierman, Grants & Special Projects Coordinator: Ms. Hierman has 20 years of grant management, compliance, and project management. She has been an employee of WISD since 2014.

Addendum B References

Lincoln Consolidated Schools

Robert Jansen, Superintendent

jansenr@lincolnk12.org

(734) 484-7001

Michigan Medicine

John Kettley, Chief Social Worker, Department of Psychiatry's Emergency Team

jkettley@med.umich.edu

(734) 936-5893

Dr. Victor Hong, Clinical Associate Professor and the Medical Director of Psychiatric
Emergency Services (PES)

vhong@med.umich.edu

(734) 764-8320

Ozone House

Kellie Rutledge, Executive Director

krutledge@ozonehouse.org

(734) 662-2265

Zero to Thrive

Dr. Maria Muzik, Professor of Psychiatry and Obstetrics & Gynecology

muzik@med.umich.edu

(734) 764-2443

Addendum C
Financial Statements/Form 990

The Washtenaw Intermediate School District does not file an IRS Form 990. In lieu of this document, a copy of the organization's approved 2024 budget for the 2024-2025 school year has been attached (General Fund only).

**GENERAL APPROPRIATIONS RESOLUTION
RESOLUTION FOR ADOPTION BY THE BOARD OF EDUCATION
WASHTENAW INTERMEDIATE SCHOOL DISTRICT
GENERAL EDUCATION BUDGET 6/25/24**

RESOLVED, that this resolution shall be the general appropriations of the Washtenaw Intermediate School District for the fiscal year 2024-2025; A resolution to make appropriations; and to provide for the disposition of all income received by the Washtenaw Intermediate School District.

BE IT FURTHER RESOLVED, that the total revenue, including a tax levy of **.0937 mills**, and unappropriated fund balance be available for appropriations in the **GENERAL EDUCATION FUND** of the Washtenaw Intermediate School District for the fiscal year 2024-2025 as follows:

REVENUES	<u>Original</u>
Local Revenue	\$ 3,126,111
Non - Educational Entity Revenue	\$ 2,890,314
State Revenue	16,635,354
Federal Revenue	6,756,633
Incoming Transfers & Other Transactions	3,966,158
Fund Modifications	54,870
TOTAL REVENUE AND INCOMING TRANSFERS	<u>\$ 33,429,440</u>
FUND BALANCE AS OF JULY 1ST	\$ 6,749,399
Less Appropriated Fund Balance	
FUND BALANCE AVAILABLE TO APPROPRIATE	<u>\$ 6,749,399</u>
TOTAL AMOUNT AVAILABLE TO APPROPRIATE	<u>\$ 40,178,839</u>
BE IT FURTHER RESOLVED , that \$33,882,274 of the total available to appropriate in the GENERAL EDUCATION FUND is hereby appropriated in the amounts and for the purposes set forth below:	
EXPENDITURES	
Basic Programs, Instruction	\$ 1,874,911
Added Needs, Instruction	11,366
Adult Continuing Education	134,174
Pupil Support	1,431,325
Instructional Support	6,204,967
General Administration	857,778
School Administration	142,967
Business Support	542,232
Operations/Maintenance	485,805
Transportation	71,250
Central Services	4,449,869
Other Support Services	136,020
Community Services	4,295,050
	<u>\$ 20,637,714</u>
Outgoing Transfers & Other Transactions	13,244,560
Other Financing Uses	-
Fund Modifications	-
TOTAL APPROPRIATED	<u>\$ 33,882,274</u>
FUND BALANCE ENDING JUNE 30TH	<u>\$ 6,296,565</u>

Addendum D Inclusion of Equity

The Washtenaw Intermediate School District's Board of Education has made a strong commitment to creating an educational environment centered on equity, inclusion, and social justice. This is evident in the following Board equity policy, as cited from www.washtenawisd.org:

The Washtenaw Intermediate School District (WISD) Board of Education is committed to the continuous improvement of achievement for every student in Washtenaw County and to putting students first. We will hold ourselves accountable for the ways in which we are able to address the challenges of underperformance for groups of students who have been traditionally marginalized and denied access and opportunity.

The purpose of the WISD educational equity policy is to make explicit the ways in which the organization will address the challenges of systemic educational, racial, and other inequities that negatively impact the opportunity for children within our service area. As an educational service agency, the WISD is in a unique position to leverage resources, advocate for policy changes, and take action in ways that disrupt and dismantle systems that constrain the opportunities for students of color, students in poverty, and students with disabilities. It is precisely because we stand as an intermediary between the local districts and the Michigan Department of Education as well as a bridge between our local districts and other community-based and governmental partners, that the WISD is positioned to champion efforts to ensure educational equity in Washtenaw County.

In order to realize this commitment, it is the expectation of the board of education that all decisions related to resource allocation and policy development are viewed through an educational equity lens. To that end, the board adopts the following guiding questions based on the Government Alliance on Race and Equity racial equity toolkit to be used by all those in decision-making roles within the organization. The guiding questions are as follows:

1. What is the policy/decision under consideration? What are the desired results and outcomes?
2. What is the data and what does it tell us?
3. How have stakeholders, partners, and communities been engaged? Are there opportunities to expand engagement?
4. Who will benefit or be burdened? What are strategies for advancing racial equity or mitigating unintended consequences?
5. What is the implementation plan?
6. How will you ensure accountability, communicate and evaluate results?

The definitions of critical terms below will be used to ensure clarity around board expectations and decisions.

1. **Equity** - ensuring each student has the supports needed to succeed in school and achieve their potential.
2. **Equality** - providing each student the same level of resources and support, regardless of need.
3. **Adequacy** - providing sufficient resources to allow each student to achieve state

standards.

4. **Racial equity** - ensuring that each student has the structural support and access to resources, to ensure that their racial identity is no longer predictive of how they fare. We seek to embody questions of racial justice and social reform to address the root causes of such inequities (policies, practices, attitudes, and cultural messages) not just their manifestation.
5. **Intersectionality** - recognizing that each individual has many different, inextricably linked, identities (gender, race, ethnicity, socio-economic status, etc.) we seek to ensure systems of support that acknowledge every individual's right to self-determination and access regardless of any particular identity.
6. **Cultural proficiency** - respectful understanding and cultural knowledge that is essential to teach and interact with students and colleagues from diverse backgrounds. It emphasizes continuing self-assessment of one's own values, beliefs, and biases grounded in cultural humility, and vigilance towards issues of power and difference.
7. **Cultural responsiveness** - recognizing individual cultural backgrounds as pedagogic strengths and leveraging these cultural references and understanding to impart knowledge and empower students intellectually, socially, emotionally, and politically.
8. **Achievement gap** - recognizing the significant and persistent disparity in academic performance or educational attainment between different groups of students, especially between groups with disparate social identities (socioeconomic status, race/ethnicity, and gender), and addressing it proactively and positively through thoughtful holistic reform.
9. **Opportunity gap** - refers to the unequal or inequitable distribution of resources and opportunities, especially if factors such as race, ethnicity, socioeconomic status, English proficiency, community wealth etc. influence access to resources and affect the educational aspirations, achievement, and attainment for certain groups of students.
10. **Racial predictability** - refers to patterns of student academic achievement that can be traced to their race, ethnicity, and other intersectional identities.
11. **Disproportionality** - refers to a group's representation in a particular category that exceeds statistical expectations for that group, especially when it might signal a structural inequity or bias. It might manifest itself in an over-representation of a sub-category (race or class) among students who are high-performers or can be indicative of exclusionary discipline affecting one sub-category of students more than the others.
12. **Systemic/Structural inequities** - refers to a condition where one category of people is given an unequal status in relation to other categories of people within a society and suffer from institutionalized discrimination or injustice. Structural inequities produce unequal results for that category of people even in the absence of biased individuals.

13. **Systems** - In this context, one can define societal systems as a complex arrangement of elements, including individuals and their beliefs, as they relate to a whole society. An individual school, therefore, is a system of students, teachers, administrative staff, resources, parents etc., that forms a part of the larger district-level school system that is influenced by the various actors and forces in play at the regional level.

Addendum E Itemized Budget

Salary/Fringe												
Position	Name	Rate	Salary Year 1	Salary Year 2	Salary Year 3	Fringe Year 1	Fringe Year 2	Fringe Year 3	Year 1 Total	Year 2 Total	Year 3 Total	Total to Charge to Proposal
Program Manager	S. Novara	76%	\$95,020	\$96,920	\$98,859	\$72,200.00	\$73,116.00	\$74,578.00	\$167,220.00	\$170,036.00	\$173,437.00	\$510,693.00
Program Coordinator- Mom Power	M. Long	55%	\$8,084	\$8,248	\$8,577	\$4,499.00	\$4,679.00	\$4,866.00	\$12,583.00	\$12,927.00	\$13,443.00	\$38,953.00
Program Mgr- Mom Power	C. Klus	85%	\$39,933	\$40,732	\$41,546	\$34,017.00	\$34,697.00	\$35,391.00	\$73,950.00	\$75,429.00	\$76,937.00	\$226,316.00
Inter-Agency Coordinator	S. Doyle	76%	\$72,868	\$75,782	\$78,814	\$55,496.00	\$57,716.00	\$60,025.00	\$128,364.00	\$133,498.00	\$138,839.00	\$400,701.00
Mental Health Practitioner	S. LeVar	56%	\$52,395	\$54,491	\$56,670	\$29,341.00	\$30,515.00	\$31,735.00	\$81,736.00	\$85,006.00	\$88,405.00	\$255,147.00
Mental Health Practitioner	TBD	56%	\$50,278	\$51,777	\$52,812	\$28,156.00	\$28,995.00	\$29,575.00	\$78,434.00	\$80,772.00	\$82,387.00	\$241,593.00
Mental Health Practitioner	TBD	56%	\$50,278	\$51,777	\$52,812	\$28,156.00	\$28,995.00	\$29,575.00	\$78,434.00	\$80,772.00	\$82,387.00	\$241,593.00
Travel												
Mileage									\$5,285	\$5,285	\$5,285	\$15,855
Conf & Workshop									\$3,000	\$3,000	\$3,000	\$9,000
Equipment: Laptop									\$4,000	\$0	\$0	\$4,000
Supplies												
Printing									\$1,000	\$1,000.00	\$1,000	\$3,000
Office Supplies									\$1,000	\$1,000	\$1,000	\$3,000
Other Supplies/Materials									\$14,880	\$14,500	\$14,500	\$43,880
Contractors												
Zero to Thrive									\$49,978	\$51,080	\$52,210	\$153,268
University of Connecticut									\$140,000	\$140,000	\$0	\$280,000
Educator Contractors									\$87,191	\$10,000	\$5,000	\$102,191
Ozone House									\$20,000	\$20,000	\$20,000	\$60,000
Michelle Myers									\$16,800	\$16,800	\$16,800	\$50,400
Trusted Parent Advisors									\$8,000	\$8,000	\$8,000	\$24,000
Mom Power Facilitators									\$12,000	\$12,000	\$12,000	\$36,000
Child Care Providers									\$5,640	\$5,640	\$5,640	\$16,920
Other												
Mini-grants									\$80,000	\$80,000	\$80,000	\$240,000
31n(6) Match									\$81,780	\$81,780	\$81,780	\$245,340
Budget Total:									\$1,151,275.00	\$1,088,525.00	\$962,050.00	\$3,201,850.00

Addendum F
Contract Limitations

There are no limitations related to any of the provisions outlined in the sample contract.

Addendum G
Local Vendor Preference Certification

Bidder's Company Name: Washtenaw Intermediate School District

LOCAL VENDOR PREFERENCE DEFINITIONS:

Federal funded programs, whether they are receiving the funds directly or as a State pass through are exempt as mandated by the Federal Register 2 CFR Chapter I, Chapter II Part 200 section 200.319 Competition 7(b) effective December 26, 2014.

A. Washtenaw County Company – must meet all criteria listed:

- 1) Its headquarters is physically located within Washtenaw County, or it has been conducting business at a location with a permanent street address in the County on an ongoing basis for not less than one taxable year (12 consecutive months) prior to its bid or response to a Request for Proposals (RFP).
- 2) It has made payment of property taxes on real or personal property within the past year on property which is ordinarily needed to perform the proposed contract. Or it has leased property for its Headquarters or business within Washtenaw County for more than one year (12 consecutive months).
- 3) It has been dealing for at least one year (12 consecutive months) on a regular commercial basis in the kind of goods or services which are the subject of the bid or proposal.

B. Michigan Company - must meet all criteria listed:

- 1) Its headquarters is physically located within the State of Michigan, or it has been conducting business at a location with a permanent street address in the State of Michigan on an ongoing basis for not less than one taxable year prior to its bid or response to a Request for Proposals (RFP).
- 2) It has made payment of property taxes on real or personal property within the past year on property which is ordinarily needed to perform the proposed contract. Or it has leased property for its Headquarters or business in the State of Michigan for more than one year (12 consecutive months).
- 3) It has been dealing for at least one year (12 consecutive months) on a regular commercial basis in the kind of goods or services which are the subject of the bid or proposal.

Local Vendor Certification Application & Affidavit

Background: To increase economic opportunity in Washtenaw County and the state of Michigan, the County provides a local vendor preference (when determining the award) as follows:

Washtenaw County based companies- A 5% discount will be applied to bids greater than \$5,000 and up to \$200,000 and a 2% discount for bids over \$200,000.

State of Michigan based companies – A 3% discount will be applied to bids greater than \$25,000 and up to \$200,000 and a 1% discount for bids over \$200,000.

Local vendor preference bid discount is used for the determination of award only. Full bid amount will be granted to vendor, if awarded.

Instructions: To qualify as a Washtenaw County or State of Michigan company, the following information must be provided:

1. If you are an existing Washtenaw County vendor, you do not need to complete the Washtenaw County Vendor Application. However, if you are not an existing Washtenaw County vendor, you will be required to complete the County Vendor Application available at: <http://washtenaw.org/678/How-to-Become-a-Vendor>, if/when awarded an RFP from a solicitation.
2. Provide proof that you are a company registered in the State of Michigan by searching for your business on the State of Michigan Corporation Division Business Entity Search (<https://cofs.lara.state.mi.us/corpweb/CorpSearch/CorpSearch.aspx>). The resulting **business Details page** must be printed and submitted.
3. Provide proof that you have been at the Physical Address you list below for at least 12 months by providing documentation that your local taxes are current or some other form of proof (e.g. copies of lease payments, utility bills, etc.). You can provide your local taxes documentation by searching for the municipality in which your business is located on the BS&A Software website (<https://is.bsasoftware.com/bsa.is/SelectUnit.aspx#W>) (must copy and paste link). After selecting the municipality, select "Tax Information Search" on the left, and search for your business. The resulting **Detailed Tax Information page** must be printed and submitted. NOTE: If you cannot find your municipality on the BS&A website, call the municipality's Treasurer and request a Detailed Tax Information Form showing local business tax status. Submit this form instead.
4. Provide the following Affidavit of Qualified Local Vendor by filling out the attached affidavit.

All required application materials must be included in the RFP bid response.

For more information, contact:

Management Assistant
734-222-6845
faraha@washtenaw.org

1819 S WAGNER RD ANN ARBOR, MI 48103 (Property Address)

Parcel Number: H -08-36-300-002 Location ID: WAGS-001819-0000-00



Item 1 of 5 5 Images / 0 Sketches

Property Owner: W I S D

Summary Information

- > Commercial/Industrial Building Summary
 - Yr Built: N/A
 - # of Buildings: 1
 - Total Sq.Ft: N/A
- > Assessed Value: \$0 | Taxable Value: \$0
- > Utility Billing information found
- > Property Tax information found

Owner and Taxpayer Information

Owner	W I S D 1819 S WAGNER RD ANN ARBOR, MI 48103	Taxpayer	SEE OWNER INFORMATION
--------------	--	-----------------	-----------------------

Legal Description

BEG AT W 1/4 POST OF SEC, TH SLY ALONG W LINE OF SEC 235.96 FT, TH ELY DEFL 90 DEG 36' 48" 206.0 FT, TH SLY DEFL 90 DEG 36' 48" 469.0 FT, TH WLY DEFL 89 DEG 23' 12" 206.0 FT TO A PT IN W SEC LINE, TH SLY DEFL 89 DEG 23' 12" 615.04 FT, TH ELY DEFL 90 DEG 37' 1309.83 FT, TH NLY DEFL 89 DEG 23' 48" 1320.0 FT TO THE E & W 1/4 LINE, TH WLY IN E & W 1/4 LINE 1039.53 FT TO PL OF BEG, BEING PART OF SW 1/4 SEC 36 T2S-R5E 37.47 AC.

Other Information

Recalculate amounts using a different Payment Date

You can change your anticipated payment date in order to recalculate amounts due as of the specified date for this property.

Enter a Payment Date

Tax History


Year	Season	Total Amount	Total Paid	Last Paid	Total Due
2024	Summer	\$0.00	\$0.00		\$0.00
2023	Winter	\$0.00	\$0.00		\$0.00
2023	Summer	\$0.00	\$0.00		\$0.00
2022	Winter	\$0.00	\$0.00		\$0.00
2022	Summer	\$0.00	\$0.00		\$0.00
2021	Winter	\$0.00	\$0.00		\$0.00
2021	Summer	\$0.00	\$0.00		\$0.00
2020	Winter	\$0.00	\$0.00		\$0.00
2020	Summer	\$0.00	\$0.00		\$0.00
2019	Winter	\$0.00	\$0.00		\$0.00
2019	Summer	\$0.00	\$0.00		\$0.00
2018	Winter	\$0.00	\$0.00		\$0.00
2018	Summer	\$0.00	\$0.00		\$0.00
2017	Winter	\$0.00	\$0.00		\$0.00
2017	Summer	\$0.00	\$0.00		\$0.00
2016	Winter	\$0.00	\$0.00		\$0.00
2016	Summer	\$0.00	\$0.00		\$0.00
2015	Winter	\$0.00	\$0.00		\$0.00
2015	Summer	\$0.00	\$0.00		\$0.00

By continuing to use this website you agree to the [BS&A Online Terms of Use](#).

2014	Winter	\$0.00	\$0.00	\$0.00
------	--------	--------	--------	--------

****Disclaimer:** BS&A Software provides BS&A Online as a way for municipalities to display information online and is not responsible for the content or accuracy of the data herein. This data is provided for reference only and WITHOUT WARRANTY of any kind, expressed or inferred. Please contact your local municipality if you believe there are errors in the data.

Copyright © 2024 [BS&A Software](#), Inc.

By continuing to use this website you agree to the [BS&A Online Terms of Use](#). 



Business Entity Results

Number of Records: 1

[Print Results](#)

Entity Name	ID Number	Old ID Number	Address
WASHTENAW INTERMEDIATE SCHOOL DISTRICT EMPLOYEES' CHILD CARE CENTER	800844001	757379	4531 CONCOURSE DRIVE ANN ARBOR, MI 48108 USA

[New Search](#)

[LARA FOIA Process](#) [Transparency](#) [State Web Sites](#)

[Michigan.gov Home](#) [ADA](#) [Michigan News](#) [Policies](#)

Copyright 2024 State of Michigan

Washtenaw Intermediate School District
Name of Business

Naomi Norman, Superintendent
Owner or Managing Partner, and Title

Sarah Hierman, Grants & Special Projects Coordinator
Name of Contact Person, and Title

schierman@washtenawisd.org
Email Address for Contact Person

734-994-8100 x1274
Phone Number for Contact Person


Signature of Owner or Managing Partner, and Title


Date

Washtenaw County Purchasing Department reserves the right to request additional documentation as deemed necessary.

Addendum H
University of Connecticut Scope of Work



**Wraparound Implementation Project –
Washtenaw Intermediate School District-Michigan**
The Innovations Institute, University of Connecticut, School of Social
Work, on behalf of the National Wraparound Implementation Center
Period for proposed work: January 2025 through December 2027

Overview

Innovations Institute, founded in 2005, has an extensive history of serving as a national training, technical assistance, evaluation, policy, systems design, and finance center focused on children's behavioral health. Innovations Institute has demonstrated capacity for providing technical assistance, to include system design and workforce development support, to state agencies and provider organizations through several national children's mental health and foster care related efforts.

The Innovations Institute is a founding member of the National Wraparound Initiative (NWI) and the National Wraparound Implementation Center (NWIC). NWIC is a partnership among University of Connecticut, Portland State University, and the University of Washington to provide training, coaching, systems level technical assistance, research/evaluation and enhance distance coaching opportunities to states/counties and organizations implementing Wraparound.

The Contractor will provide support for high-fidelity Wraparound implementation through (1) organization development, which focuses on policy, financing, and organizational structures at Stanford Sierra Youth and Family in California; (2) workforce development, which focuses on processes for training, coaching, and supervision; and (3) accountability, which focuses on the measurement of key quality assurance indicators and outcomes.

Organizational level implementation support includes organizational level design to support Wraparound at the local provider level as well as evaluation of the implementation process leading to outcomes. The Contractor will assess the infrastructure of the organization and provide individualized technical assistance to identify and overcome potential barriers to Wraparound implementation and promote long-term sustainability (e.g., policy, financing, etc.).

Workforce development activities include the Advanced Wraparound Practitioner Coach Certification Program at Washtenaw Intermediate School District for selected Local Coach/Supervisor Candidates. The purpose of the Certificate Program is to provide Washtenaw Intermediate School District with the necessary support and training to sustain a high-fidelity and quality Wraparound practice implementation within their county. The Certificate Program is designed to support local coaches and supervisors through coaching, training, and technical assistance through the phases of the Wraparound process. This process will include technical assistance through a train-the-trainer process and provision of system level implementation support. The five core training modules described below will be provided to Wraparound staff, and the identified local trainer/coach/supervisor at Washtenaw Intermediate School District

Local Coach/Supervisor Candidates (LCCs) will be selected by the Institute and Washtenaw Intermediate School District staff and should include those individuals operating in a supervisory or training capacity of Wraparound care coordinators/facilitators.

Accountability support will include collection of continuous quality improvement (CQI) data on (1) the impact of technical assistance (TA) to the systems and financing structures, (2) the quality and impact of training and coaching provided to staff, (3) the workforce's capacity to reach adequate fidelity in wraparound and provide quality practice with families, (4) impact on outcomes for families, and (5) the state's capacity to sustain a workforce development initiative in Wraparound. Accountability support will also include technical assistance on identifying core system and youth outcomes, relevant administrative data sources that provide information on core outcomes, and data analysis appropriate to completing a rigorous evaluation of system and youth level impact.

Specific Activities

Task 1: Workforce Development – Training. Provide Wraparound training to Wraparound Agency (WA) and the organizations' identified Local Coach Candidates (LCCs) not to exceed 17 days of training in a two-year period.

- A. The Contractor will assist identified LCCs and staff in developing an advanced understanding of Wraparound principles and implementation to include providing to Washtenaw Intermediate School District staff on the following topic areas with the following trainings:
 - a) Introduction to Wraparound (3-day) (To be held 2 times)
 - b) Engagement in the Wraparound Process (1-day) (To be held 2 times)
 - c) Intermediate Wraparound Practice—Improving Wraparound Practice (2-days) (To be held 2 times for WA Staff)
 - d) Advancing Wraparound Practice—Supervision and Managing to Quality (2-days) (To be held 2 times for WA LCCs and other WA supervisors, managers and administrators)
 - e) Local Coach/Supervisor Orientation training (to be held 1 time for WA LCCs).
- B. The Contractor will provide access to national virtual Wraparound trainings.
- C. The Contractor will provide TA support to WA LCCs virtually (using e- mail, conference calls, video conferencing, and webinars) on advanced Wraparound practice.
- D. The Contractor will provide support to LCCs on training, and evaluation methods for the Wraparound process to ensure fidelity to the model and quality practice for families.

Task 2: Workforce Development – Coaching, Certification, and Capacity Building. Facilitate the Advanced Wraparound Practitioner Coaches Certification process to build local capacity by providing LCCs with the background knowledge, skills, and practical experience to provide Wraparound training and technical assistance internally to Washtenaw Intermediate School District staff and the broader system of care community on the Wraparound process.

- A. The Contractor will provide coaching to up to 4 LCCs identified by Washtenaw Intermediate School District on the Wraparound process, effective coaching and training techniques, effective use of Wraparound Practice Improvement Tools (WPITs) and other topics as needed.
- B. The Contractor will support up to 4 Washtenaw Intermediate School District LCCs in NWIC's Coaching Certification Process, and upon successful completion, the Contractor will certify them as NWIC Coaches and/or Supervisors in Wraparound.
 - a. The contractor will provide coaching sessions each month for no more than 20 sessions over the course of each 12-month period and will not exceed 40 sessions within the two-year contract period.
 - b. Recordings of sessions will be uploaded by LCCs along with documents and any other supporting information for review and consultation with the expert coach.
 - c. Coaching sessions are utilized to assess the development of the local coaching candidates over the course of the year and feedback will be provided.

- C. Upon completion of the coaching certification, the Contractor will be able to certify that the Washtenaw Intermediate School District trainers/coaches:
 - a. Can explain the Wraparound process to support teams and communities to effectively implement high fidelity Wraparound and ensure quality practice with families.
 - b. Have developed an advanced understanding of Wraparound principles and implementation to include the ability to provide in-state training on basic Wraparound topics to wraparound agency and family support organization staff, stakeholders, providers, and families.
 - c. Provide support to local teams on advanced wraparound practitioner topics.
 - d. Use effective coaching, training, and evaluation methods of the Wraparound process, ensuring fidelity to the model and quality practice with families.

Task 3: Evaluation and CQI. Provide implementation support around Continuous Quality Improvement Processes

- A. Collection of data on the quality and impact of training and TA provided by NWIC using the Impact of Training and Technical Assistance (IOTTA) and COMET surveys.
- B. Reports on the quality and impact of staff training and coaching, using data from IOTTA.
- C. Consultation on developing an internal quality assurance (QA) plan, including guidelines for provider agencies and county officials around expectations and information use.
- D. Licensing for the selected Wraparound fidelity tool (i.e., WFI-EZ or DART) for no more than 200 youth/families per year.
- E. Technical assistance to organizational level leadership at Washtenaw Intermediate School District on identification of system and youth outcomes and relevant administrative data sources to support evaluation of system and youth outcomes.

24 month Total: \$560,000

Program Contact:

Kimberly M. Estep, MA
Director, National Wraparound Implementation Center
The Innovations Institute
University of Connecticut, School of Social Work
Kim.estep@uconn.edu
Direct line: (443) 880-5206 (cell phone)

TO: Naomi Norman, Superintendent; WISD Board of Education

FROM: Dr. Jennifer Banks, Director of Instruction

DATE: October 22, 2024

RE: JD Learning Partners Contract Amendment

I recommend that the WISD Board of Education authorize the approval of the contract amendment with JD Learning Partners for an additional facilitator for the Tri County Culturally Responsive Mathematics Educator Conference on August 13, 2024, for the amount of \$5,000.00 as well as travel expenses for the Midwest Equity Forum on August 8, 2024, and Tri County Culturally Responsive Mathematics Educator Conference for up to \$5,000.00, for an additional cost not to exceed \$10,000.00

The original contract for \$40,000.00 was approved by the Board on July 30, 2024, under Dr. Jamila Dugan Pugh. JD Learning Partners, founded by Dr. Dugan Pugh, specializes in equity-centered leadership development across education and public service sectors. The additional expenses will increase the total of the contract for an amount not to exceed \$50,000.00. This contract will be paid through the Tri County Culturally Responsive Mathematics grant and will have no impact on the general fund. This amendment will continue to cover the dates of August 1, 2024, through August 30, 2024, as originally written.

Dr. Jamila Dugan Pugh is an educator, coach, and author, who has spent her career uplifting the experiences of students, families, and educators whose voices have historically been marginalized. She works with educators to align visions for creating a more abundant future to everyday impact on the next generation of leaders and students.

**Washtenaw Intermediate School District
Amendment to Contracted Services Agreement – Company**

The contracted services agreement dated August 1, 2024, by and between Washtenaw Intermediate School District hereinafter referred to as WISD or District, and Dr. Jamila Dugan Pugh – JD Learning Partners hereinafter referred to as Contractor, is amended as follows:

It is the intention of the parties to amend the previous contracted services agreement covering the period of August 1, 2024, until August 30, 2024, in the following manner:

SECTION I – SCOPE OF SERVICES

In connection with the above, Dr. Jamila Dugan Pugh will perform the following services:

- \$5,000.00 for an additional facilitator for the Educator Conference on August 13, 2024.
- Up to \$5,000 for travel expenses for the Midwest Equity Forum on August 8, 2024, and the Educator Conference on August 13, 2024.

This Amendment is for an additional amount not to exceed \$10,000.00.


COMPENSATION

The initial contract was for \$40,000.00, the new contracted amount will be up to \$50,000.00.

Except as set forth in this Amendment, the Agreement is unaffected and shall continue in full force and effect in accordance with its terms. If there is conflict between this amendment and the Agreement or any earlier amendment, the terms of this amendment will prevail.

The Amendment agreed to on _____, 2024.

Independent Contractor – Dr. Jamila Dugan Pugh – JD Learning Partners
Date _____


Jennifer Banks (Oct 21, 2024 15:46 EDT)
Jennifer Banks, Ph.D., Director of Instruction, Achievement Initiatives
Washtenaw Intermediate School District
Date _____

Naomi Norman, Superintendent
Washtenaw Intermediate School District
Date _____

Diane Hockett, Board President
Washtenaw Intermediate School District
Date _____

DATE: October 8, 2024

TO: Naomi Norman, Superintendent; WISD Board of Education

FROM: Sarah Hierman, Grants & Special Projects Coordinator

Cc: Holly Heaviland, Ed.D. Executive Director, Community & School Partnerships

SUBJECT: Washtenaw County Sheriff's Office- Jail Education Services Contract

The administration requests that the WISD Board of Education authorize the approval of a \$66,000 per year contract with the Washtenaw County Sheriff's Office (WCSO) for the continued provision of educational services in the Washtenaw County Jail.

As indicated in the contract, Washtenaw ISD will provide educational services including individual educational assessments, instruction, special education support, GED test preparation, and transition services to residents in the Washtenaw County Jail. The requested amount represents the WCSO's agreed upon share of the cost to provide education services as outlined in a co-constructed cooperative agreement between Washtenaw ISD, WCSO, and Ann Arbor Public Schools. The proposed contract spans a three year period effective July 1, 2024, through September 30, 2027, with the option for an annual renewal for up to two years.

SERVICE CONTRACT
Washtenaw Intermediate School District
(V# 51211)

AGREEMENT is made this 1st day of October 2024, by the COUNTY OF WASHTENAW, a municipal corporation, with offices located in the County Administration Building, 220 North Main Street, Ann Arbor, Michigan 48107(“County”) and Washtenaw Intermediate School District located at 1819 S. Wagner Rd., Ann Arbor, MI 48106 (“Contractor”).

In consideration of the promises below, the parties mutually agree as follows:

ARTICLE I - SCOPE OF SERVICES

The Contractor will provide administrative, instructional GED test preparation and testing for inmates at the Washtenaw County Jail, as described in the following plan (Attachment A)

Three (2) – 12 week sessions

One (1) - 9 week session

- GED/Adult Education Classroom Instruction – 25 hours a week
- Special Ed Classroom – 15 hours a week

Services to include

- Each class will include ABE, GED prep, ASE, and HSC in accordance with curriculum from corresponding K-12 district
- Classes will be contextualized to include soft skill development and career readiness
- Focus on services and transition for students ages 18 and up
- Coordination and facilitation of individuated Education Plans as required
- We offer classes with Teacher Consultant, Social Work and other special education related ancillary services for those who qualify
- Coordination with MRS to offer in jail and out of jail services for qualifying students – which includes 6 months of paid work experience. 2 years of paid employment, transitional re-entry services (health care, SSI applications, etc)
- Coordination with MIWORKS to offer employment skills/services in the classroom and post release
- Coordination with WCC to present monthly to help bridge the transition to post secondary education
- Refer students to Washtenaw Literacy and them to us, determined by TABE or CASAS assessments, inmate compatibility, and class size
- Coordination with WCSO/MDOC to offer a grant to cover the cost of tuition at WCC in select skilled trades for felony probationers
- Refer students to Jail Outreach, Washtenaw County ID project, Dawn Farms, CMH, and other in-house partners as necessary
- Work as part of an inter-disciplinary team within the Washtenaw County Jail to successfully transition our young people into the community, with a focus on those who are at the highest risk for re-offending or considered to be youth at risk

ARTICLE II - COMPENSATION

Upon completion of the above services and submission of invoices the County will pay the Contractor an annual amount not to exceed Sixty-Six Thousand Dollars and zero cents (\$66,000.00)

ARTICLE III - REPORTING OF CONTRACTOR

Section 1 - The Contractor is to report to the Sheriff and will cooperate and confer with him/her as necessary to insure satisfactory work progress.

Section 2 - All reports, estimates, memoranda and documents submitted by the Contractor must be dated and bear the Contractor's name.

Section 3 - All reports made in connection with these services are subject to review and final approval by the County Administrator.

Section 4 - The County may review and inspect the Contractor's activities during the term of this contract.

Section 5 - When applicable, the Contractor will submit a final, written report to the County Administrator.

Section 6 - After reasonable notice to the Contractor, the County may review any of the Contractor's internal records, reports, or insurance policies.

ARTICLE IV – TERM

This contract begins on the date of this agreement and ends on September 30, 2027, *with an option to extend for two (2) additional one (1) year periods.*

ARTICLE V - PERSONNEL

Section 1 - The contractor will provide the required services and will not subcontract or assign the services without the County's written approval.

Section 2 - The Contractor will not hire any County employee for any of the required services without the County's written approval.

Section 3 - The parties agree that all work done under this contract shall be completed in the United States and that none of the work will be partially or fully completed by either an offshore subcontractor or offshore business interest either owned or affiliated with the contractor. For purposes of this contract, the term, "offshore" refers to any area outside the contiguous United States, Alaska or Hawaii.

ARTICLE VI - INDEPENDENT CONTRACTOR

Contractor and the County shall, at all times, be deemed to be independent contractors and nothing herein shall be construed to create or imply that there exists between the parties a partnership, joint venture or other business organization. Contractor shall hold no authority, express or implied, to commit, obligate or make representations on behalf of the County and shall make no representation to others to the contrary.

Nothing herein is intended nor shall be construed for any purpose as creating the relationship of employer and employee or agent and principal between the parties. Except as otherwise specified in this contract, Contractor retains the sole right and obligation to direct, control or supervise the details and means by which the services under this contract are provided.

Contractor shall not be eligible for, or participate in, any insurance, pension, workers' compensation insurance, profit sharing or other plans established for the

benefit of the County's employees. Contractor shall be solely responsible for payment of all taxes arising out of the Contractor's activities in connection with this Agreement, including, without limitation, federal and state income taxes, social security taxes, unemployment insurance taxes and any other tax or business license fees as required. The County shall not be responsible for withholding any income or employment taxes whatsoever on behalf of the Contractor.

ARTICLE VII - INDEMNIFICATION AGREEMENT

The contractor will protect, defend and indemnify Washtenaw County, its officers, agents, servants, volunteers and employees from any and all liabilities, claims, liens, fines, demands and costs, including legal fees, of whatsoever kind and nature which may result in injury or death to any persons, including the Contractor's own employees, and for loss or damage to any property, including property owned or in the care, custody or control of Washtenaw County in connection with or in any way incident to or arising out of the occupancy, use, service, operations, performance or non-performance of work in connection with this contract resulting in whole or in part from negligent acts or omissions of contractor, any sub-contractor, or any employee, agent or representative of the contractor or any sub-contractor.

ARTICLE VIII - INSURANCE REQUIREMENTS

The Contractor will maintain at its own expense during the term of this Contract, the following insurance:

1. Workers' Compensation Insurance with Michigan statutory limits and Employers Liability Insurance with a minimum limit of \$100,000 each accident for any employee.
2. Commercial General Liability Insurance with a combined single limit of \$1,000,000 each occurrence for bodily injury and property damage. The County shall be added as "additional insured" on general liability policy with respect to the services provided under this contract.
3. Automobile Liability Insurance covering all owned, hired and non-owned vehicles with Personal Protection Insurance and Property Protection Insurance to comply with the provisions of the Michigan No Fault Insurance Law, including residual liability insurance with a minimum combined single limit of \$1,000,000 each accident for bodily injury and property damage. For transportation services contracts, the County shall be added as additional insured on automobile liability policy with respect to the services provided under this contract.

Insurance companies, named insured's and policy forms may be subject to the approval of the Washtenaw County Administrator, if requested by the County Administrator. Such approval shall not be unreasonably withheld. Insurance policies shall not contain endorsements or policy conditions which reduce coverage provided to Washtenaw County. Contractor shall be responsible to Washtenaw County or insurance companies insuring Washtenaw County for all costs resulting from both financially unsound insurance companies selected by Contractor and their inadequate insurance coverage. Contractor shall furnish the Washtenaw County Administrator with satisfactory certificates of insurance or a certified copy of the policy, if requested by the County Administrator.

No payments will be made to the Contractor until the current certificates of insurance have been received and approved by the Administrator. If the insurance as evidenced by the certificates furnished by the Contractor expires or is canceled during the term of

the contract, services and related payments will be suspended. Contractor shall furnish the certification of insurance evidencing such coverage and endorsements at least ten (10) working days prior to commencement of services under this contract. Certificates shall be addressed to the Washtenaw County c/o: Washtenaw County Sheriff's Office 2201 Hogback Rd., Ann Arbor MI 48015 Contract #56140, and shall provide for written notice to the Certificate holder of cancellation of coverage.

ARTICLE IX - COMPLIANCE WITH LAWS AND REGULATIONS

The Contractor will comply with all federal, state and local regulations, including but not limited to all applicable OSHA/MIOSHA requirements and the Americans with Disabilities Act.

ARTICLE X - INTEREST OF CONTRACTOR AND COUNTY

The Contractor promises that it has no interest which would conflict with the performance of services required by this contract. The Contractor also promises that, in the performance of this contract, no officer, agent, employee of the County of Washtenaw, or member of its governing bodies, may participate in any decision relating to this contract which affects his/her personal interest or the interest of any corporation, partnership or association in which he/she is directly or indirectly interested or has any personal or pecuniary interest. However, this paragraph does not apply if there has been compliance with the provisions of Section 3 of Act No. 317 of the Public Acts of 1968 and/or Section 30 of Act No. 156 of Public Acts of 1851, as amended by Act No. 51 of the Public Acts of 1978, whichever is applicable.

ARTICLE XI - CONTINGENT FEES

The Contractor promises that it has not employed or retained any company or person, other than bona fide employees working solely for the Contractor, to solicit or secure this contract, and that it has not paid or agreed to pay any company or person, other than bona fide employees working solely for the Contractor, any fee, commission, percentage, brokerage fee, gifts or any other consideration contingent upon or resulting from the award or making of this contract. For breach of this promise, the County may cancel this contract without liability or, at its discretion, deduct the full amount of the fee, commission, percentage, brokerage fee, gift or contingent fee from the compensation due the Contractor.

ARTICLE XII - EQUAL EMPLOYMENT OPPORTUNITY

The Contractor will not discriminate against any employee or applicant for employment because of race, creed, color, sex, sexual orientation, national origin, physical handicap, age, height, weight, marital status, veteran status, religion and political belief (except as it relates to a bona fide occupational qualification reasonably necessary to the normal operation of the business).

The Contractor will take affirmative action to eliminate discrimination based on sex, race, or a handicap in the hiring of applicant and the treatment of employees. Affirmative action will include, but not be limited to: Employment; upgrading, demotion or transfer; recruitment advertisement; layoff or termination; rates of pay or other forms of compensation; selection for training, including apprenticeship.

The Contractor agrees to post notices containing this policy against discrimination in conspicuous places available to applicants for employment and employees. All solicitations or advertisements for employees, placed by or on the behalf of the Contractor, will state that all qualified applicants will receive consideration for employment without regard to race, creed, color, sex, sexual orientation, national

origin, physical handicap, age, height, weight, marital status, veteran status, religion and political belief.

ARTICLE XIII - LIVING WAGE

The parties understand that the County has enacted a Living Wage Ordinance that requires covered vendors who execute a service or professional service contract with the County to pay their employees under that contract, a minimum of either \$16.43 per hour with benefits or \$18.32 per hour without benefits. Contractor agrees to comply with this Ordinance in paying its employees. Contractor understands and agrees that an adjustment of the living wage amounts, based upon the Health and Human Services poverty guidelines, will be made on or before April 29, 2025 and annually thereafter which amount shall be automatically incorporated into this contract. County agrees to give Contractor thirty (30) days written notice of such change. Contractor agrees to post a notice containing the County's Living Wage requirements at a location at its place of business accessed by its employees.

ARTICLE XIV - EQUAL ACCESS

The Contractor shall provide the services set forth in Article I without discrimination on the basis of race, color, religion, national origin, sex, sexual orientation, marital status, physical handicap, or age.

ARTICLE XV - OWNERSHIP OF DOCUMENTS AND PUBLICATION

All documents developed as a result of this contract will be freely available to the public. None may be copyrighted by the Contractor. During the performance of the services, the Contractor will be responsible for any loss of or damage to the documents while they are in its possession and must restore the loss or damage at its expense. Any use of the information and results of this contract by the Contractor must reference the project sponsorship by the County. Any publication of the information or results must be co-authored by the County.

ARTICLE XVI - ASSIGNS AND SUCCESSORS

This contract is binding on the County and the Contractor, their successors and assigns. Neither the County nor the Contractor will assign or transfer its interest in this contract without the written consent of the County Administrator, Corporation Counsel, and Contractor.

ARTICLE XVII - TERMINATION OF CONTRACT

Section 1 - Termination without cause. Either party may terminate the contract by giving thirty (30) days written notice to the other party.

ARTICLE XVIII - PAYROLL TAXES

The Contractor is responsible for all applicable state and federal social security benefits and unemployment taxes and agrees to indemnify and protect the County against such liability.

ARTICLE XIX - PRACTICE AND ETHICS

The parties will conform to the code of ethics of their respective national professional associations.

ARTICLE XX- CHANGES IN SCOPE OR SCHEDULE OF SERVICES

Changes mutually agreed upon by the County and the Contractor, will be incorporated into this contract by written amendments signed by both parties.

ARTICLE XXI - CHOICE OF LAW AND FORUM

This contract is to be interpreted by the laws of Michigan. The parties agree that the proper forum for litigation arising out of this contract is in Washtenaw County, Michigan.

ARTICLE XXII - EXTENT OF CONTRACT

This contract represents the entire agreement between the parties and supersedes all prior representations, negotiations or agreements whether written or oral.

ARTICLE XXIII – ELECTRONIC SIGNATURES

All parties to this contract agree that either electronic or handwritten signatures are acceptable to execute this agreement.

ATTESTED TO:

WASHTENAW COUNTY

By: _____
Lawrence Kestenbaum (DATE)
County Clerk/Register

By: _____ (DATE)
Gregory Dill
County Administrator

APPROVED AS TO CONTENT:

CONTRACTOR

By: _____ (DATE)
Jerry L. Clayton
Sheriff

By: _____ (DATE)
Naomi Norman, Superintendent
Washtenaw Intermediate School District

APPROVED AS TO FORM:

By: _____ (DATE)
Michelle K. Billard
Office of Corporation Counsel

TO: WISD Board of Education

FROM: Naomi Norman, Superintendent

DATE: October 23, 2025

RE: Student Advocacy Center Contract

I am requesting that the board approve a contract with the Student Advocacy Center to provide a statewide helpline for families in educational crisis, for a cost not to exceed \$100,000.00.

This helpline has been a staple in Washtenaw County for many years and this funding will support access to the helpline in other counties throughout Michigan.

The funding for this statewide helpline comes from the state's fiscal year 2025 (FY25) budget in Section 97k and was directly granted to WISD for the purpose of the Student Advocacy Center helpline.

I believe that the information that the Student Advocacy Center is providing through the helpline is very valuable to families. I'm happy to support the organization in this way.



**WASHTENAW INTERMEDIATE SCHOOL DISTRICT
CONTRACTED SERVICES AGREEMENT**

This agreement is made this 22nd day of October, 2024 by and between Washtenaw Intermediate School District, hereinafter referred to as WISD or District, and Student Advocacy Center, hereinafter referred to as Contractor.

It is the intention of the parties hereto to enter into an Agreement defining the nature and extent of the duties to be performed by the Contractor, the place where the services are to be performed and the time limitation on the performance of the duties.

SECTION I - SCOPE OF SERVICES

Now, therefore, in consideration of payment to the Contractor of the sums specified in Section II, the Contractor does hereby agree as follows:

1. The Contractor shall commence performance of the duties in Section I, Number 2 no earlier than 10-01-2024. Once this contract is implemented, the ending date for providing services shall be 09-30-2025.
2. The Contractor agrees to perform the following duties and any necessary tasks incident to full performance of the described duty:

Duty: Maintain a statewide helpline for families in educational crisis.

3. The Contractor shall provide, at the request of WISD, periodic progress reports detailing the tasks accomplished and the tasks remaining to be accomplished to complete full performance of the Contractor's duties as described.
4. The Contractor **may be required** to undergo a criminal background check by having fingerprints scanned electronically and submitted to the Michigan State Police. The Contractor will be responsible for payment of the fingerprinting service.
5. The Contractor must also comply with Public Act 131 of 2005, which details the procedure to follow if the Contractor, or any individuals working on behalf of the Contractor, has/have been charged with a crime listed under Section 1535a (1) of the Michigan School Code, or a violation of a substantially similar law of another state, a political subdivision of this state or another state, or of the United States.

SECTION II - COMPENSATION

WISD does hereby agree as follows:

1. The maximum consideration for the Contractor's services as described in Section I shall be \$100,000.00 including all related expenses, including travel expenses outlined in Section III.
2. The above consideration for the Contractor's services is based on the time reasonably expended by the Contractor to complete the tasks herein above described in Section I. Payment will be made in two equal sums in December 2024 and June 2025.
3. The Contractor shall submit a first invoice describing the services for the first half of the school year no later than December 31, 2024 and shall submit a second invoice at the end of the school year, but no later than June 2025. The Contractor shall submit a report on the usage and impact of the Helpline prior to the second payment in June 2025.
4. The Contract is retained by WISD only for the purposes and to the extent set forth in this Agreement, and the Contractor's relationship to WISD shall, during the life of this Agreement, be that of an independent contractor. As such, WISD agrees that the Contractor shall be free to dispose of such portion of his/her entire time, energy, and skill during regular business hours that s/he is not obligated to devote to WISD in such manner as the Contractor sees fit. The Contractor shall not be considered as having an employee status or as being entitled to participate in any plans, arrangements, or distributions by WISD pertaining to or in the connection with any fringe, pension, bonus or similar benefits for the WISD's regular employees. WISD will not withhold or pay any sums, state, federal or local taxes, FICA, Michigan School Employees Retirement, MESC insurance, or worker's compensation insurance, unless required by law. The Contractor agrees to hold WISD harmless for the payment of such sum, interest, penalties or costs in the collection of same. Nothing in this agreement shall be construed to interfere with or otherwise affect rendering of services by the Contractor in accordance with its professional judgment.
5. The contractor has not been debarred, excluded or disqualified¹ under the non-procurement common rule, or otherwise declared ineligible from receiving Federal funds, contracts, certain subcontracts, and certain Federal assistance/benefits.
6. WISD acknowledges that the Contractor has no responsibility for the supervision of any WISD personnel in carrying out his/her contractual functions, and any recommendations made by the Contractor (other than in treating patients whom s/he has examined,) will require independent judgment of WISD prior to being effectuated.
7. WISD agrees to promptly pay the invoices submitted by the Contractor upon verification of the rendering of the services and within 30 calendar days from receipt in the WISD's Business Office.
8. WISD agrees to report to the Internal Revenue Service all amounts paid or reimbursed for services of the Agreement in conjunction with the legal requirements.

SECTION III - OTHER CONSIDERATIONS

1. All expenses for travel and mileage as a result of rendering the services identified in Section I are the responsibility of the Contractor. However, WISD may ask the Contractor to incur travel expenses not foreseen prior to the execution of this contract. If this occurs, WISD pre-approved travel costs associated with this Contract will be paid by WISD at a rate to be determined by WISD. Such travel expenses must be submitted under the guidelines established by WISD, including expense submission dates and inclusion of detailed receipts.
2. Nothing in this Agreement shall be considered to create the relationship of employer and employee between the parties at any time during the life of this Agreement.
3. The WISD shall retain ownership interest in any of the following three (3) circumstances:
 - i. The WISD expressly directs the Contractor to create a specified work (electronic or otherwise) or the work is a specific requirement of the contract;
 - ii. Any documents (electronic or otherwise) created and or developed by the Contractor while under contract with the WISD; or
 - iii. The Contractor voluntarily transfers the copyright, in whole or in part to the WISD in the form of a written document signed by said Contractor.
4. The work done by the Contractor shall be to the entire satisfaction of WISD. Should the Contractor unsatisfactorily perform the duties, WISD may cancel the Agreement and the Contractor shall have no claim for any of the balance of the contract price remaining to be paid at date of termination other than amounts related to services provided prior to termination.
5. Either party may terminate this Agreement by giving the other 30 days advance written notice.
6. WISD may change the duties of the Contractor as above described, but such change shall not be a substantial alternation of the Contractor's duties, nor can such change be made without the input of the Contractor.

SECTION IV - INSURANCE COVERAGE

In the event that the Contractor uses motor vehicles in the course of performing the services above described, the Contractor shall provide to WISD proof of public liability insurance and property damage insurance in such sums as shall be deemed appropriate by WISD.

The Contractor shall maintain at his/her own expense during the term of this Contract, the following insurance:

- 1.) Workers' Compensation Insurance with Michigan statutory limits of Employers' Liability Insurance with a minimum limit of \$500,000 each accident;
- 2.) Comprehensive General Liability Insurance with a combined single limit of \$1,000,000 each occurrence, \$1,000,000 aggregate, for bodily injury and property damage. The policy shall include blanket contractual and liability and personal injury coverage.

The Contractor understands that WISD's liability insurance policies may not afford any coverage for any work associated with this contract. Therefore, the Contractor agrees to hold WISD harmless 1) for any sum related to the cost of liability insurance, 2) from any and all liabilities, claims, liens, demands and costs, of whatsoever kind and nature, and 3) from any associated attorney fees, arising out of the performance of the work described in Section I. The Contractor shall obtain and provide proof of public liability insurance in such sums as shall be deemed appropriate by WISD unless specific written exemption is provided by the Assistant Superintendent, Business Services. Neither party shall be responsible for any action or inaction of the other party or its officers, agents, or employees, nor for insurance costs or legal fees, related thereto.

SIGNATURES

The Contractor acknowledges by his/her signature that he/she has read the Agreement and understands same and agrees this contract constitutes the total agreement between the parties and that anything not included in this contract is expressly excluded.

Agreed to on _____, 20__

Independent Contractor DATE _____

Department Head DATE _____

Washtenaw Intermediate School District DATE _____

Washtenaw Intermediate School District DATE _____

Washtenaw Intermediate School District DATE _____

**LISTING OF ALL EMPLOYEES OF THE CONTRACTOR
WORKING ON WISD GROUNDS**

Full Name (Last, First, Middle)

Job Title/Position/Responsibility

- 1.
- 2.
- 3.
- 4.
- 5.
- 6.
- 7.
- 8.
- 9.
- 10.

Use additional sheet(s) if necessary